

# TOP 5 MOST IMPORTANT RULES OF THE ROAD

1



Do not talk on the phone or text while driving. Put the phone down and focus on the road. It can wait.

2



Do not open doors without looking. Cyclists are people, too. Open the door with your inside hand to make sure the door doesn't hit a person on a bike. Watch for bikes.

3



Do not stop in the bike lane. The road is for everyone. Stay clear of bike lanes and don't double park.

4



Stop for people walking. Pedestrians are not bowling pins. Stop for them at crosswalks.

5



Watch carefully when turning right and left. Yield to people biking and walking before turning. Look out for each other.



- 1 Abbeville Ave-C5
- 2 Abbeville Ave-C5
- 3 Acorn Pr-A2
- 4 Adams Ter-G3
- 5 Adams Ter-G3
- 6 Adams Ter-G3
- 7 Adams Ter-G3
- 8 Adams Ter-G3
- 9 Adams Ter-G3
- 10 Adams Ter-G3
- 11 Adams Ter-G3
- 12 Adams Ter-G3
- 13 Adams Ter-G3
- 14 Adams Ter-G3
- 15 Adams Ter-G3
- 16 Adams Ter-G3
- 17 Adams Ter-G3
- 18 Adams Ter-G3
- 19 Adams Ter-G3
- 20 Adams Ter-G3
- 21 Adams Ter-G3
- 22 Adams Ter-G3
- 23 Adams Ter-G3
- 24 Adams Ter-G3
- 25 Adams Ter-G3
- 26 Adams Ter-G3
- 27 Adams Ter-G3
- 28 Adams Ter-G3
- 29 Adams Ter-G3
- 30 Adams Ter-G3
- 31 Adams Ter-G3
- 32 Adams Ter-G3
- 33 Adams Ter-G3
- 34 Adams Ter-G3
- 35 Adams Ter-G3
- 36 Adams Ter-G3
- 37 Adams Ter-G3
- 38 Adams Ter-G3
- 39 Adams Ter-G3
- 40 Adams Ter-G3
- 41 Adams Ter-G3
- 42 Adams Ter-G3
- 43 Adams Ter-G3
- 44 Adams Ter-G3
- 45 Adams Ter-G3
- 46 Adams Ter-G3
- 47 Adams Ter-G3
- 48 Adams Ter-G3
- 49 Adams Ter-G3
- 50 Adams Ter-G3
- 51 Adams Ter-G3
- 52 Adams Ter-G3
- 53 Adams Ter-G3
- 54 Adams Ter-G3
- 55 Adams Ter-G3
- 56 Adams Ter-G3
- 57 Adams Ter-G3
- 58 Adams Ter-G3
- 59 Adams Ter-G3
- 60 Adams Ter-G3
- 61 Adams Ter-G3
- 62 Adams Ter-G3
- 63 Adams Ter-G3
- 64 Adams Ter-G3
- 65 Adams Ter-G3
- 66 Adams Ter-G3
- 67 Adams Ter-G3
- 68 Adams Ter-G3
- 69 Adams Ter-G3
- 70 Adams Ter-G3
- 71 Adams Ter-G3
- 72 Adams Ter-G3
- 73 Adams Ter-G3
- 74 Adams Ter-G3
- 75 Adams Ter-G3
- 76 Adams Ter-G3
- 77 Adams Ter-G3
- 78 Adams Ter-G3
- 79 Adams Ter-G3
- 80 Adams Ter-G3
- 81 Adams Ter-G3
- 82 Adams Ter-G3
- 83 Adams Ter-G3
- 84 Adams Ter-G3
- 85 Adams Ter-G3
- 86 Adams Ter-G3
- 87 Adams Ter-G3
- 88 Adams Ter-G3
- 89 Adams Ter-G3
- 90 Adams Ter-G3
- 91 Adams Ter-G3
- 92 Adams Ter-G3
- 93 Adams Ter-G3
- 94 Adams Ter-G3
- 95 Adams Ter-G3
- 96 Adams Ter-G3
- 97 Adams Ter-G3
- 98 Adams Ter-G3
- 99 Adams Ter-G3
- 100 Adams Ter-G3

- 101 Adams Ter-G3
- 102 Adams Ter-G3
- 103 Adams Ter-G3
- 104 Adams Ter-G3
- 105 Adams Ter-G3
- 106 Adams Ter-G3
- 107 Adams Ter-G3
- 108 Adams Ter-G3
- 109 Adams Ter-G3
- 110 Adams Ter-G3
- 111 Adams Ter-G3
- 112 Adams Ter-G3
- 113 Adams Ter-G3
- 114 Adams Ter-G3
- 115 Adams Ter-G3
- 116 Adams Ter-G3
- 117 Adams Ter-G3
- 118 Adams Ter-G3
- 119 Adams Ter-G3
- 120 Adams Ter-G3
- 121 Adams Ter-G3
- 122 Adams Ter-G3
- 123 Adams Ter-G3
- 124 Adams Ter-G3
- 125 Adams Ter-G3
- 126 Adams Ter-G3
- 127 Adams Ter-G3
- 128 Adams Ter-G3
- 129 Adams Ter-G3
- 130 Adams Ter-G3
- 131 Adams Ter-G3
- 132 Adams Ter-G3
- 133 Adams Ter-G3
- 134 Adams Ter-G3
- 135 Adams Ter-G3
- 136 Adams Ter-G3
- 137 Adams Ter-G3
- 138 Adams Ter-G3
- 139 Adams Ter-G3
- 140 Adams Ter-G3
- 141 Adams Ter-G3
- 142 Adams Ter-G3
- 143 Adams Ter-G3
- 144 Adams Ter-G3
- 145 Adams Ter-G3
- 146 Adams Ter-G3
- 147 Adams Ter-G3
- 148 Adams Ter-G3
- 149 Adams Ter-G3
- 150 Adams Ter-G3
- 151 Adams Ter-G3
- 152 Adams Ter-G3
- 153 Adams Ter-G3
- 154 Adams Ter-G3
- 155 Adams Ter-G3
- 156 Adams Ter-G3
- 157 Adams Ter-G3
- 158 Adams Ter-G3
- 159 Adams Ter-G3
- 160 Adams Ter-G3
- 161 Adams Ter-G3
- 162 Adams Ter-G3
- 163 Adams Ter-G3
- 164 Adams Ter-G3
- 165 Adams Ter-G3
- 166 Adams Ter-G3
- 167 Adams Ter-G3
- 168 Adams Ter-G3
- 169 Adams Ter-G3
- 170 Adams Ter-G3
- 171 Adams Ter-G3
- 172 Adams Ter-G3
- 173 Adams Ter-G3
- 174 Adams Ter-G3
- 175 Adams Ter-G3
- 176 Adams Ter-G3
- 177 Adams Ter-G3
- 178 Adams Ter-G3
- 179 Adams Ter-G3
- 180 Adams Ter-G3
- 181 Adams Ter-G3
- 182 Adams Ter-G3
- 183 Adams Ter-G3
- 184 Adams Ter-G3
- 185 Adams Ter-G3
- 186 Adams Ter-G3
- 187 Adams Ter-G3
- 188 Adams Ter-G3
- 189 Adams Ter-G3
- 190 Adams Ter-G3
- 191 Adams Ter-G3
- 192 Adams Ter-G3
- 193 Adams Ter-G3
- 194 Adams Ter-G3
- 195 Adams Ter-G3
- 196 Adams Ter-G3
- 197 Adams Ter-G3
- 198 Adams Ter-G3
- 199 Adams Ter-G3
- 200 Adams Ter-G3
- 201 Adams Ter-G3
- 202 Adams Ter-G3
- 203 Adams Ter-G3
- 204 Adams Ter-G3
- 205 Adams Ter-G3
- 206 Adams Ter-G3
- 207 Adams Ter-G3
- 208 Adams Ter-G3
- 209 Adams Ter-G3
- 210 Adams Ter-G3
- 211 Adams Ter-G3
- 212 Adams Ter-G3
- 213 Adams Ter-G3
- 214 Adams Ter-G3
- 215 Adams Ter-G3
- 216 Adams Ter-G3
- 217 Adams Ter-G3
- 218 Adams Ter-G3
- 219 Adams Ter-G3
- 220 Adams Ter-G3
- 221 Adams Ter-G3
- 222 Adams Ter-G3
- 223 Adams Ter-G3
- 224 Adams Ter-G3
- 225 Adams Ter-G3
- 226 Adams Ter-G3
- 227 Adams Ter-G3
- 228 Adams Ter-G3
- 229 Adams Ter-G3
- 230 Adams Ter-G3
- 231 Adams Ter-G3
- 232 Adams Ter-G3
- 233 Adams Ter-G3
- 234 Adams Ter-G3
- 235 Adams Ter-G3
- 236 Adams Ter-G3
- 237 Adams Ter-G3
- 238 Adams Ter-G3
- 239 Adams Ter-G3
- 240 Adams Ter-G3
- 241 Adams Ter-G3
- 242 Adams Ter-G3
- 243 Adams Ter-G3
- 244 Adams Ter-G3
- 245 Adams Ter-G3
- 246 Adams Ter-G3
- 247 Adams Ter-G3
- 248 Adams Ter-G3
- 249 Adams Ter-G3
- 250 Adams Ter-G3

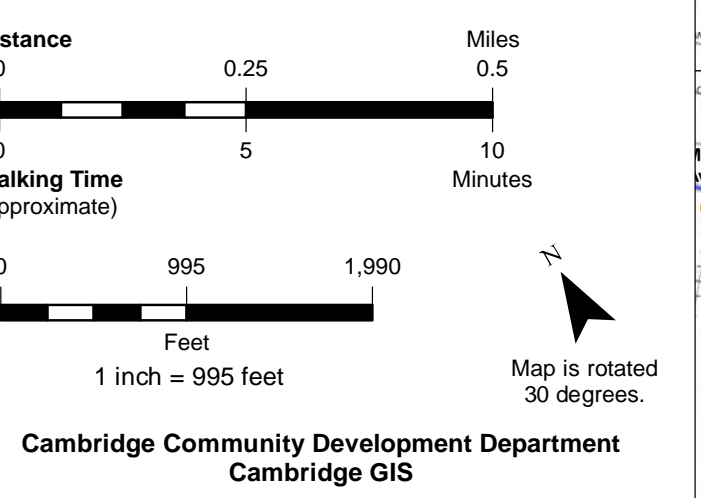
### Cambridge Street Code

Let's give each other a break, be a little more patient, and remember that we are all trying to get somewhere safely. When you walk, bike, use public transit, or drive, you play an active role in the transportation system. Please follow the rules and be patient.

[cambridgema.gov/StreetCode](http://cambridgema.gov/StreetCode)

Illustrations by Johnny Sampson

@CamBMA  
City of Cambridge  
@CDD344  
Cambridge Community Development Department  
@CambridgeMAFire  
Cambridge Fire Department  
@CambridgePolice  
Cambridge Police Department  
@CambridgeDPW  
Cambridge Department of Public Works  
@CambridgeHealth  
Cambridge Public Health Department  
@CamMotion  
Cambridge in Motion



#### Major Squares and Areas of Interest

- One-Way Street, Entire Length
- One-Way Street from Arrow Tail
- One-Way Street to Arrow Point
- Contraflow Lane for Bicycles
- Short Street Listed by Number in Index

#### MBTA Subway Station or Trolley Stop

Planned Green Line Station

Half-Mile or 10-Minute Walk from T Station

Quarter-Mile or 5-Minute Walk from T Station

- MBTA Bus Route
- Bus Route Below Surface
- Pathway for Walking or Biking
- Blue Bikes Station
- Public Bicycle Repair Station



# Ways to get around Cam-



## What is Vision Zero?

Vision Zero is a strategy to eliminate all traffic fatalities and severe injuries, while increasing safe, healthy, equitable mobility for all. Your involvement is key to the success of this initiative. Avoid distracted driving (put down that phone!) and respect all road users (let's all get along). Every person who moves around Cambridge has an essential role in making Cambridge safer.

See how you can get involved at: [cambridgema.gov/VisionZero](http://cambridgema.gov/VisionZero)



## What is Bluebikes?

Bluebikes is the publicly-owned bike share system in Cambridge and the neighboring communities of Boston, Somerville, and Brookline. Take a bike from a location near your home or office and pedal your way to the next lunch meeting, errand or shopping trip, or to visit friends and family. Many types of passes are available.

New stations arrive regularly. More information can be found at: [cambridgema.gov/BikeShare](http://cambridgema.gov/BikeShare)



## What is carsharing?

Carsharing sounds just like what it's called - you share a car with your neighbors. Carsharing gives Cambridge residents a transportation option that complements the city's robust transit, bicycling, and walking networks. Carshare members get the benefit of a private car without the cost and responsibility of owning one. Apply for membership; once you are approved, the carshare company sends you a card that unlocks the vehicle doors and ignition. Reservations are by the hour or day. Insurance and gas is usually included in the rental cost.

Learn more at: [cambridgema.gov/Carsharing](http://cambridgema.gov/Carsharing)

## What are all those shuttles?

**EZRide Shuttle**  
(Free to member employees and kids under 12, \$2/ride for general public) Rush hour (morning/lunch/evening) service between North Station and Cambridgeport, via Kendall Sq. [charlesnvertma.org/ezride-shuttle](http://charlesnvertma.org/ezride-shuttle)

128 Business Council Alewife Shuttles  
(\$2.75/ride for member companies, \$5.00 for non-members)  
Route A - Alewife Station to Wyman St in Waltham  
Route B - Alewife Station to Winter St in Lincoln  
[128bc.org](http://128bc.org)

Longwood Medical Area Shuttle  
(\$3.25/ride for General Public and free to Harvard LMA students)  
Service from Harvard Square, Central Square, and MIT to Longwood Medical Area. You must purchase tickets in advance.  
[masco.org/directions/m2-cambridge-harvard-shuttle](http://masco.org/directions/m2-cambridge-harvard-shuttle)

Fitchburg Commuter Rail at Porter Square  
(\$2.25-\$11.50/ride, passes available)  
Goes to: North Station, Belmont Town Center, Charles River Museum of Industry and Innovation (Waltham), Mass Audubon Drumlin Farm Wildlife Sanctuary (Lincoln), Codman House (Lincoln), Concord Town Center  
[mbta.com/schedules\\_and\\_maps/rail/](http://mbta.com/schedules_and_maps/rail/)

## Where do I get a Charlie?


CharlieCards & Tickets are reusable and rechargeable, but the CharlieCard is more affordable, versatile and convenient! You can purchase and refill a CharlieCard online, as well as at various locations around Cambridge. Learn more at: [mbta.com/fares\\_and\\_passes](http://mbta.com/fares_and_passes)



# GETTING AROUND

# AROUND

# CAMBRIDGE



## P Paying for parking

**Pay by Phone:** Download the Passport app, enter your payment info once and enter your parking zone. No ticket or receipt to display.

**Pay & Display:** Pay for parking at a pay station, place the receipt on your dashboard.

**Pay by Space:** Note your space number, pay at a pay station and enter your space number.

## PORTER SQUARE

Porter Square to Daneyh Park is only ¼ mile - a 15 minute walk, a 7 minute bike ride, or a 5 minute ride on the 83 bus.

## Don't be a blockhead

Don't block the bike lane. Park or stop in the bicycle lane and get a ticket.

To report an illegally parked car:  
Traffic and Parking: **617-349-4700**  
Police Non-Emergency: **617-349-3300**

## What are all these bike lanes?

**Bike lanes** are marked lanes in the public street and are by law exclusively for use by people who bike. Motor vehicles are not allowed to travel in bike lanes. Drivers are allowed to cross the lanes to turn or to park.

**Sharrows** indicate that a lane should be shared by people biking and driving.

**Separated bike lanes** are bike lanes that have a physical separation between the bicycle travel area and the motor vehicle travel area.

People on bike are allowed to "take the lane" and travel in the motor vehicle travel lane even when a bike lane or sharrow is present.

## Disability Parking Spots

Cambridge residents who have a disability plate or placard may file an application for a disability space adjacent to their homes.

See map of disability parking spaces in commercial areas:  
[cambridgema.gov/DisabilityParking](http://cambridgema.gov/DisabilityParking)  
**617-349-4692**

## Speed limit 25 MPH

If you decide to drive in Cambridge, remember the speed limit is 25 MPH unless otherwise posted. When in doubt, SLOW DOWN. Drive 25 to Save Lives.  
[cambridgema.gov/VisionZero](http://cambridgema.gov/VisionZero)

## Winter in Cambridge

Keep paths clear for people walking - make sure you shovel your sidewalk (and ask others if they need help!).

Vehicles parked on streets signed "no parking" during a snow emergency will be ticketed and towed once a snow emergency is declared.

Stay up-to-date on all things Cambridge snow at [cambridgema.gov/Snow](http://cambridgema.gov/Snow). You can also call 617-349-4700 for more info.

View this map online at: [cambridgema.gov/GACmap](http://cambridgema.gov/GACmap)

## Where am I allowed to park a bike?

Cambridge has more than 3,000 public bike racks and adds more every year. Parking is limited to 72 hours in business districts.

Parked bikes may not block pedestrian access or be attached to fire hydrants, hand railings, benches, trees, trash receptacles, parking meters or disability parking signs.

You can request a bike rack! See the resources panel on this brochure.

## EAST CAMBRIDGE ↔ KENDALL SQUARE

¼ mile - 15 minute walk  
7 minute bike ride  
~20 minute ride on the EZ Ride Shuttle

## CENTRAL ↔ INMAN SQUARE

Just over a ½ mile - 12 minute walk  
5 minute bike ride  
6 minute ride on the 83 or 91 bus

## Bikes on Transit

Bikes are allowed on the following lines:

Blue	Inbound: except 7-9 AM Outbound: except 4-6 PM
Commuter	YES, except peak period/direction. Look for bike symbol on schedules.
Orange	Except 7-10 AM and 4-7 PM
Red	Except 7-10 AM and 4-7 PM
Silver	If bike rack is available
Folded	Bikes are always allowed when folded
Weekends	On weekends, bikes are allowed at any time on all lines except the Green Line

Bikes are never allowed on the Green Line. MBTA buses are equipped with bike racks for multi-modal travel.  
[mbta.com/riding\\_the\\_t/bikes](http://mbta.com/riding_the_t/bikes)

## How do I know when the next bus will arrive?

No more standing around wondering when the next bus or train will arrive! The T has a list of apps for real-time tracking! Transit App is the one preferred by the MBTA. They even have options for plain ol' cell phones. Check out real-time info at City Buildings and at the Porter T station, too!  
[mbta.com/riding\\_the\\_t/bikes](http://mbta.com/riding_the_t/bikes)

## Discounted Fares

- Seniors get discounts on most services by filling out an application at Downtown Crossing Station. Cambridge hosts annual registration events. [cambridgema.gov/cdd](http://cambridgema.gov/cdd)
- Persons with disabilities qualify for discounts on the T. Blind persons always ride free, but must have a Blind Access CharlieCard.
- Kids under 12 ride free with a paying adult. Junior high and high school students ride the T for 50% off and are eligible for a Student T Pass.
- Youth T Pass: Cambridge young adults ages 19-25 who meet residency and income requirements are eligible for discounted MBTA passes. [cambridgema.gov/YouthTPass](http://cambridgema.gov/YouthTPass)

For more information:  
[mbta.com/fares\\_and\\_passes/reduced\\_fare\\_programs](http://mbta.com/fares_and_passes/reduced_fare_programs)  
**617-222-3200, TTY: 617-222-5854**

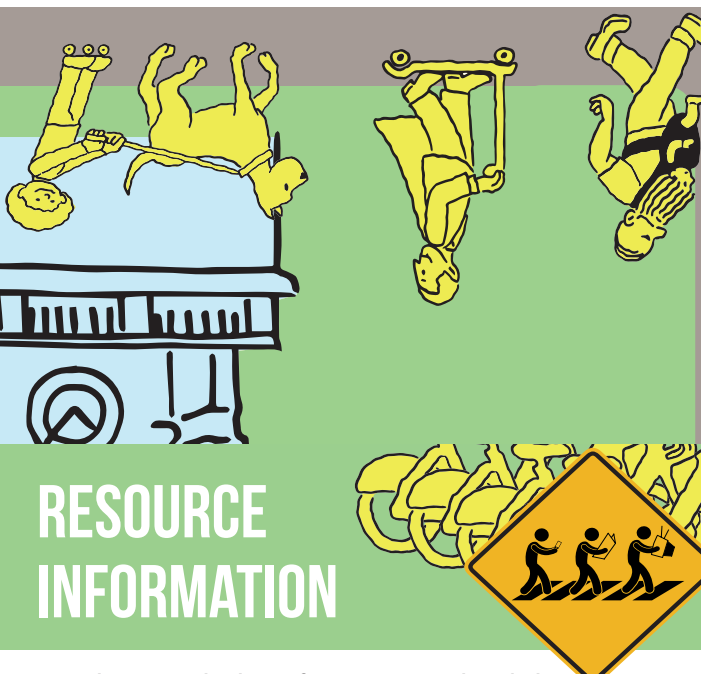
## Biking at night

Massachusetts law requires people biking to use a white front light, a red rear reflector, and pedal or ankle reflectors at night.

## How do signals work?

- Pedestrian signals make it safer and easier for people to navigate intersections.**
- If you are driving:** Slow down, always stop at red lights, and always yield to people on foot or bike before entering a street or making a turn.
- If you are walking:** People walking get a head start at many intersections where vehicles and pedestrians move at the same time. Vehicles then have a green light so make sure to watch for turning vehicles when you cross.
- If you are bicycling:** Slow down, always stop at red lights, and always yield to people walking before entering a street or making a turn. You can walk your bike with the pedestrian signal if you don't want to wait or if you feel safer doing so.
- Some places are now equipped with bike signals, which provide people on bike with their own signal phase, enabling them to more safely and conveniently cross intersections.  
[cambridgema.gov/Bikes](http://cambridgema.gov/Bikes)

# GETTING AROUND CAMBRIDGE



## How do I report broken infrastructure, unshoveled sidewalks, and more?

Commonwealth Connect: [cambridgema.gov/CommonwealthConnect](http://cambridgema.gov/CommonwealthConnect)

## How do I sign up for alerts in our community?

Cambridge Alert Network: [cambridgema.gov/AlertNetwork](http://cambridgema.gov/AlertNetwork)

## How do I know when a snow emergency is declared?

Snow emergency info can be found at [cambridgema.gov/Snow](http://cambridgema.gov/Snow), on Channel 22 (22-CityView), or the Cambridge Alert Network.

## How do I learn about bicycle parking on private property?

Cambridge has special requirements for bicycle parking - find all you need online. [cambridgema.gov/BikeParkingGuide](http://cambridgema.gov/BikeParkingGuide)

## How do I report a bike crash or harassment?

Police Non-Emergency: 617-349-3300; Emergency: 911

## How do I report lost or stolen bikes?

Always document your bike's serial number and take a picture to save for the future. Police Non-Emergency: 617-349-3300

## How do I request a bike parking rack?

Community Development: 617-349-4615 or [bikerack@cambridgema.gov](mailto:bikerack@cambridgema.gov)  
More information can be found at [cambridgema.gov/BikeShare](http://cambridgema.gov/BikeShare)

## How do I sign up for Blue Bikes bike share?

More information can be found at [cambridgema.gov/BikeShare](http://cambridgema.gov/BikeShare)

## What do I do if my car has been towed?

To find your vehicle, have your license plate number available. Police Non-Emergency: 617-349-3300

## How do I learn about roadway construction?

Department of Public Works: 617-349-4800 or [cambridgema.gov/TheWorks](http://cambridgema.gov/TheWorks)

## How do I report an illegally parked car?

Traffic & Parking: 617-349-4700  
Police Non-Emergency: 617-349-3300

## How do I learn more about disability parking spots?

Request a spot: 617-349-4729 or [cambridgema.gov/Traffic](http://cambridgema.gov/Traffic)  
Find a spot online. [cambridgema.gov/DisabilityParking](http://cambridgema.gov/DisabilityParking)

## How do I find out about or report MBTA bus or rail service problems?

MBTA Customer Service: 617-222-3200, or 617-222-5146 (TTY)

## How do I learn about accessibility at the MBTA?

MBTA Accessibility Hotline: 617-222-2828  
[mbta.com/Customer\\_Support](http://mbta.com/Customer_Support)

## When is street cleaning?

Street cleaning in Cambridge runs from April 1-December 1. Schedules are posted on street signs and online. [cambridgema.gov/Traffic](http://cambridgema.gov/Traffic)

## How do I pay a parking ticket?

A parking ticket must be paid within 21 days of receipt. Traffic & Parking: 617-349-4700 or [cambridgema.gov/Traffic](http://cambridgema.gov/Traffic)

## Where can I find rules and etiquette for using Cambridge roads?

All of this information lives online at [bit.ly/CambridgeStreetCode](http://bit.ly/CambridgeStreetCode)

## How do I contact the Community Development Department?

Main Number: 617-349-4600; TTY: 617-349-4621