



**CITY OF
CAMBRIDGE**



Department of
Human Service Programs



2023-24 Afterschool Lottery

Dashboards

August 17, 2023

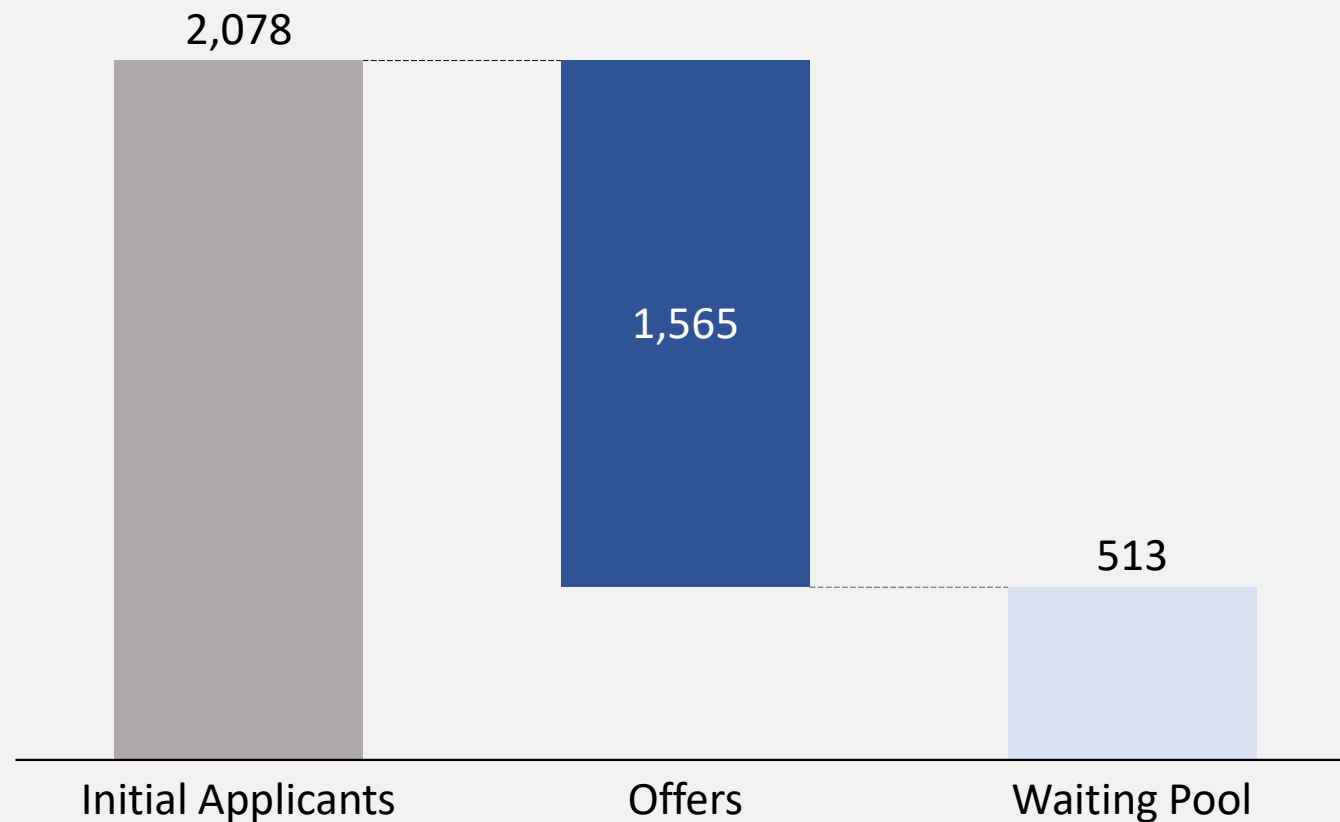
Executive Summary

- We know how important quality and dependable afterschool care is for Cambridge children and families, and we are committed to providing transparent updates on DHSP's 2023-24 Afterschool Programs Lottery.
- After making 1,565 initial offers, there were 513 applicants in the waiting pool as of July 20.
- Although there is still unmet demand, we are pleased to show that 75% of applicants, through July 20, have received an offer for afterschool care in the 2023-24 school year, with 91% of those offers receiving their first-choice placement.
- Your experience with the lottery may be different than your friend's or your neighbor's because each program, site, and grade have different supply and demand conditions.
- For the 2023-2024 school year, we added 170 seats to existing DHSP afterschool programs, and although we still do not have capacity to meet all demand, our expansion work continues:
 - As we committed in May, we have worked in conjunction with the Agenda for Children to support expanded capacity at community-based afterschool programs.
 - There will be an additional 89 seats added across community programs this year as they expand their licenses and add new staff.
 - The City will fund 65 of these seats for low-income families.
- For your reference, we've attached six tables summarizing this year's lottery data, as of July 20, 2023.



As of July 20, there were 513 applicants in the waiting pool. We do not expect significant movement from the waiting pool going forward.

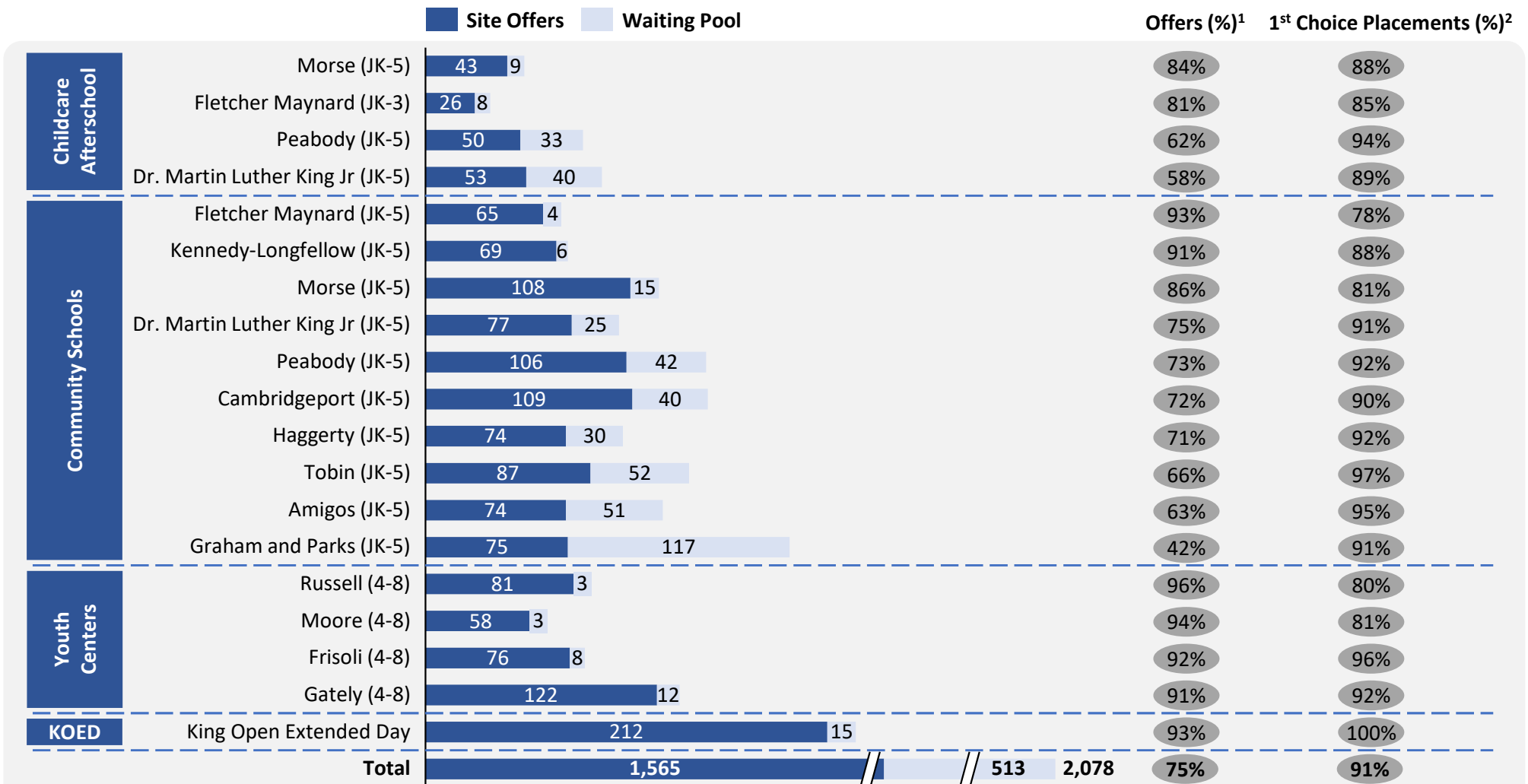
2023-24 Afterschool Programs Waiting Pool (updated July 20, 2023)



Although some applicants will decline their offers, **we do not expect more than 50-100 total placements from the waiting pool across all 18 DHSP Afterschool Programs, and offers to the waiting pool are increasingly unlikely after September**



After initial placements, 75% of applicants received an offer, and 91% of those offers were for the applicant's first choice placement



In total, 69% of all applicants received an offer for their first choice.

For more detail on lottery placements by program and site preference, see [Table 4 \(slide 8\)](#).



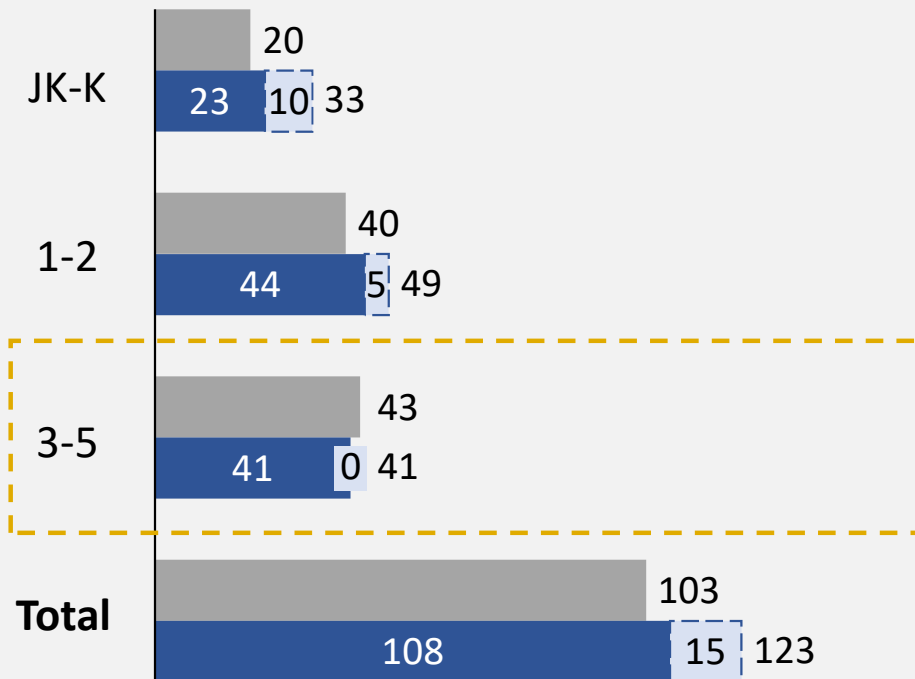
**CITY OF
CAMBRIDGE**

1. Share of first-choice applicants that received an offer (although, not necessarily for their first-choice site)
2. Share of offers to the site that were first-choice placements

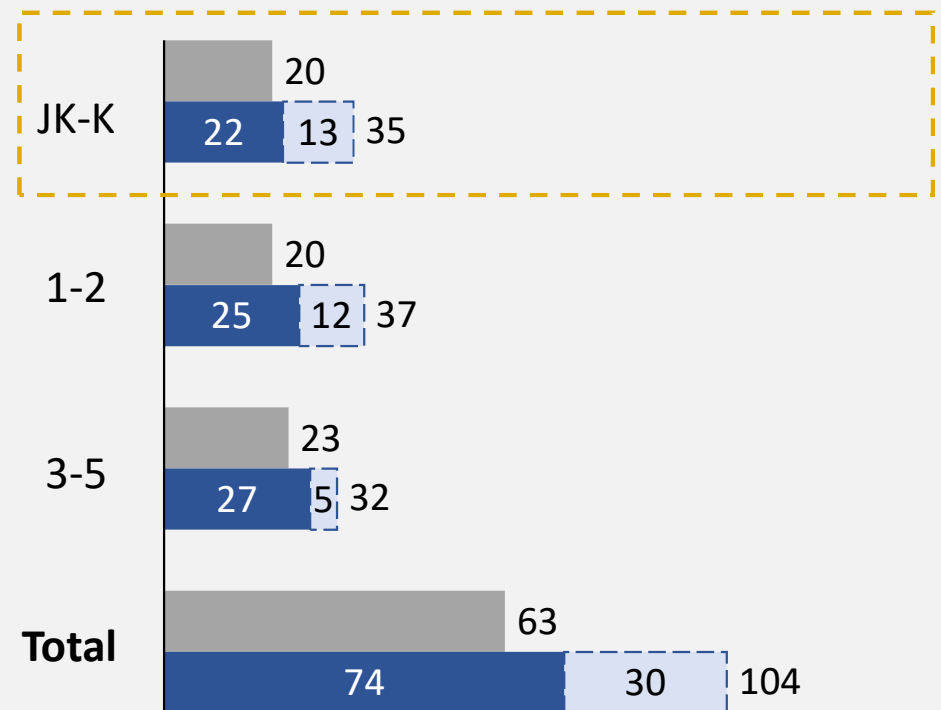
Lottery outcomes may vary because each program, site, and grade has unique supply and demand conditions

Capacity Offers Waiting Pool

Morse Community School (JK-5)



Haggerty Community School (JK-5)



For example, on July 20, the JK-K grade at Haggerty Community School had a larger waiting pool than grade 3-5 at the Morse Community School, which had no waiting pool. **For a complete picture of offers, waiting pool size, and capacity at each site, see [Table 6 \(slides 10-11\)](#).**



Although we cannot currently meet all unmet need, as promised, the City committed to funding additional seats in non-profit programs.

As we committed in May, we have worked in conjunction with the Agenda for Children to support expanded capacity at community-based afterschool programs...



... There will be an **additional 89 seats added across community programs this year** as they expand their licenses and add staff. **The City will fund 65 of these seats for low-income families.**



2023-24 Initial Placement Data for DHSP Afterschool Programs Lottery

Table 1: Applicants by Income Group (as of July 20, 2023)

PRIORITY	GENERAL	GRAND TOTAL
622	1,456	2,078

Priority applicants have household incomes at or below 65% of the [HUD Area Median Income](#) (AMI).

Table 2: Applicant Placement by Choice (as of July 20, 2023)

1	LOTTERY YEAR	2023	
2	Total Applicants	2,078	
	Applicants Received:		
3	First Choice (Priority/General)	1,433 (518/915)	69%
4	Second Choice (Priority/General)	91 (31/60)	4%
	Third Choice (Priority/General)	41 (11/30)	2%
5	Offers (i.e., total applicants receiving one of 3 choices)	1,565	75%
6	Waiting Pool (i.e., applicants receiving no choices at the lottery)	513	25%

2023-24 Initial Placement Data for DHSP Afterschool Programs Lottery

Table 3: Lottery Results by 1st Choice Site (Eligible Applicants as of July 20, 2023)

First Choice	Childcare Afterschool				Childcare Afterschool Total	Community School										Community School Total	Cambridge Youth Programs (CYP)				King Open Extended Day	Offer Total	Waiting Pool Total	Grand Total		
	Dr. Martin Luther King	Fletcher Maynard	Morse	Peabody		Amigos	Cambridgeport	Dr. Martin Luther King	Fletcher Maynard	Graham and Parks	Haggerty	Kennedy-Longfellow	Morse	Peabody	Tobin		Frisoli	Gately	Moore	Russell					CYP Total	
Dr. Martin Luther King Jr. Childcare Afterschool (JK-5)	47		1		48			5		1	1			7										55	40	95
Fletcher Maynard Childcare Afterschool (JK-3)	1	22	1		24	1	1		7	1			1	11										35	8	43
Morse Childcare Afterschool (JK-5)			38		38						2	9		11										49	9	58
Peabody Childcare Afterschool (JK-5)				47	47	1		1				4		6		1								54	33	87
Childcare Afterschool Total	48	22	40	47	157	2	1	5	8	1	1	3	9	35		1			1				193	90	283	
Amigos Community School (JK-5)						70	4		1		3	6	1	85	1				1				86	51	137	
Cambridgeport Community School (JK-5)						1	98					2		101									101	40	141	
Dr. Martin Luther King Jr. Community School (JK-5)	3				3			70						70			1		1				74	25	99	
Fletcher Maynard Community School (JK-5)		1			1			51						51									52	4	56	
Graham and Parks Community School (JK-5)						1	3	1	68	1		2	4	81		2		1	3				84	117	201	
Haggerty Community School (JK-5)			1		1				1	68	1			70				1	1				72	30	102	
Kennedy-Longfellow Community School (JK-5)								1			61			62									62	6	68	
Morse Community School (JK-5)			2		2						1	88		89									91	15	106	
Peabody Community School (JK-5)		2		3	5	1	1	1	1				97	1	102			1	5				112	42	154	
Tobin Community School (JK-5)	2	1			3	2	1	2	4	4		1		98	1				1				102	52	154	
Community School Total	5	4	3	3	15	72	108	72	57	74	73	66	99	102	86	809		2	6	1	3	12		836	382	1,218
Frisoli Youth Center (4-8)																73	3	8	5	89			89	8	97	
Gately Youth Center (4-8)																1	112	2	8	123			123	12	135	
Moore Youth Center (4-8)																	47			47			47	3	50	
Russell Youth Center (4-8)																		65		65			65	3	68	
CYP Total																74	115	57	78	324				324	26	350
King Open Extended Day Total																						212	212	15	227	
Grand Total	53	26	43	50	172	74	109	77	65	75	74	69	108	106	87	844	76	122	58	81	337	212	1,565	513	2,078	

Highlighted data represents the number of applicants who received placement at their 1st choice site.
 Non-highlighted data (excluding Waiting Pool column) represents the number of applicants who received placement at their 2nd or 3rd choice site



2023-24 Initial Placement Data for DHSP Afterschool Programs Lottery

Table 4: Applicant Placement by Afterschool Choice (as of July 20, 2023)

1 st Choice					
School	Priority		General		Total
	App	Asgd	App	Asgd	
(Blank- No Choice)					0
Dr. Martin Luther King Childcare Afterschool	16	16	79	31	95
Fletcher Maynard Childcare Afterschool	29	16	14	6	43
Morse Childcare Afterschool	9	9	49	29	58
Peabody Childcare Afterschool	35	26	52	21	87
Childcare Afterschool Total	89	67	194	87	283
Amigos Community School	17	16	120	54	137
Cambridgeport Community School	41	36	100	62	141
Dr. Martin Luther King Community School	15	13	84	57	99
Fletcher Maynard Community School	36	35	20	16	56
Graham and Parks Community School	26	14	175	54	201
Haggerty Community School	32	29	70	39	102
Kennedy-Longfellow Community School	40	35	28	26	68
Morse Community School	28	28	78	60	106
Peabody Community School	59	34	95	63	154
Tobin Community School	35	17	119	67	154
Community School Total	329	257	889	498	1,218
Frisoli Youth Center	45	36	52	37	97
Gately Youth Center	38	38	97	74	135
Moore Youth Center)	11	11	39	36	50
Russell Youth Center	10	9	58	56	68
Cambridge Youth Programs Total	104	94	246	203	350
King Open Extended Day Total	100	100	127	127	227
Grand Total	622	518	1,456	915	2,078

2 nd Choice					
School	Priority		General		Total
	App	Asgd	App	Asgd	
(Blank- No Choice)	239	13	594	95	833
Dr. Martin Luther King Childcare Afterschool	23	2	100	3	123
Fletcher Maynard Childcare Afterschool	24	4	24		48
Morse Childcare Afterschool	22		73	4	95
Peabody Childcare Afterschool	42	2	74		116
Childcare Afterschool Total	111	8	271	7	382
Amigos Community School	15	1	40	2	55
Cambridgeport Community School	26	2	45	6	71
Dr. Martin Luther King Community School	15	1	50	5	65
Fletcher Maynard Community School	29	6	11	1	40
Graham and Parks Community School	16	2	82	4	98
Haggerty Community School	13	3	27	1	40
Kennedy-Longfellow Community School	18		23	5	41
Morse Community School	14		44	10	58
Peabody Community School	36		99	7	135
Tobin Community School	19	1	74		93
Community School Total	201	16	495	41	696
Frisoli Youth Center	18	1	26	1	44
Gately Youth Center	19	3	34	2	53
Moore Youth Center)	15	1	12	3	27
Russell Youth Center	19	2	24	6	43
Cambridge Youth Programs Total	71	7	96	12	167
King Open Extended Day Total	0	0	0	0	0
Grand Total	622	44	1,456	155	2,078

3 rd Choice					
School	Priority		General		Total
	App	Asgd	App	Asgd	
(Blank- No Choice)	309	9	826	76	1,135
Dr. Martin Luther King Childcare Afterschool	25	1	47		72
Fletcher Maynard Childcare Afterschool	12		23		35
Morse Childcare Afterschool	19		35	1	54
Peabody Childcare Afterschool	19		59		78
Childcare Afterschool Total	75	1	164	1	239
Amigos Community School	16	1	45		61
Cambridgeport Community School	27		48	3	75
Dr. Martin Luther King Community School	19		39		58
Fletcher Maynard Community School	15	1	17	2	32
Graham and Parks Community School	19	1	59		78
Haggerty Community School	7	1	18	1	25
Kennedy-Longfellow Community School	29	2	12	1	41
Morse Community School	11		36	4	47
Peabody Community School	19		46	2	65
Tobin Community School	29	1	73	1	102
Community School Total	191	7	393	14	584
Frisoli Youth Center	9		23	1	32
Gately Youth Center	14	1	18	3	32
Moore Youth Center)	12	2	17	4	29
Russell Youth Center	12		15	7	27
Cambridge Youth Programs Total	47	3	73	15	120
King Open Extended Day Total	0	0	0	0	0
Grand Total	622	20	1,456	106	2,078



2023-24 Initial Placement Data for DHSP Afterschool Programs Lottery (1/2)

Table 5: Lottery Placements, Waiting Pool & Daily Seat Capacity (Eligible applicants as of July 20, 2023)

Program	Placement Site	Classroom Grade	Offers	1st Choice Waiting Pool	Daily Seat Capacity
<i>Childcare Afterschool Program¹</i>	Dr. Martin Luther King Childcare Afterschool (JK-5)	JK-5	53	40	52
	Total				
	Fletcher Maynard Childcare Afterschool (JK-3) Total	K-3	26	8	26
	Morse Childcare Afterschool (JK-5) Total	JK-5	43	9	44
	Peabody Childcare Afterschool (JK-5) Total	JK-5	50	33	49
	Childcare Afterschool Total		172	90	171
<i>Community School²</i>	Amigos Community School (JK-5)	JK-K	21	30	20
		1-2	26	17	20
		3-5	27	4	23
	Amigos Community School (JK-5) Total		74	51	63
	Cambridgeport Community School (JK-5)	JK-K	21	19	20
		1-2	43	6	40
		3-5	45	15	43
	Cambridgeport Community School (JK-5) Total		109	40	103
	Dr. Martin Luther King Community School (JK-5)	JK-K	21	12	20
		1-2	24	5	20
		3-5	32	8	23
	Dr. Martin Luther King Community School (JK-5) Total		77	25	63
	Fletcher Maynard Community School (JK-5)	JK-K	18	0	20
		1-2	21	2	20
		3-5	26	2	23
	Fletcher Maynard Community School (JK-5) Total		65	4	63
	Graham and Parks Community School (JK-5)	JK-K	25	36	20
		1-2	22	49	20
		3-5	28	32	23
	Graham and Parks Community School (JK-5) Total		75	117	63
	Haggerty Community School (JK-5)	JK-K	22	13	20
		1-2	25	12	20
		3-5	27	5	23
Haggerty Community School (JK-5) Total		74	30	63	

1. Childcare Afterschool offers reflect only 5-day offers
 2. Community School and Youth Centers offers reflect all 2-day, 3-day and 5-day offers

2023-24 Initial Placement Data for DHSP Afterschool Programs Lottery (2/2)

Program	Placement Site	Classroom Grade	Offers	1st Choice Waiting Pool	Daily Seat Capacity
Community School¹	Kennedy-Longfellow Community School (JK-5)	JK-K	23	2	20
		1-2	20	2	20
		3-5	26	2	23
	Kennedy-Longfellow Community School (JK-5) Total		69	6	63
	Morse Community School (JK-5)	JK-K	23	10	20
		1-2	44	5	40
		3-5	41	0	43
	Morse Community School (JK-5) Total		108	15	103
	Peabody Community School (JK-5)	JK-K	32	12	30
		1-2	47	17	40
		3-5	27	13	23
	Peabody Community School (JK-5) Total		106	42	93
	Tobin Community School (JK-5)	1st Yr	13	8	12
		JK-K	23	21	20
		1-2	24	15	20
		3-5	27	8	23
	Tobin Community School (JK-5) Total		87	52	75
		Community School Total		844	382
Cambridge Youth Programs¹	Frisoli Youth Center (4-8)	Pre-Teen	13	2	40
		Middle School	63	6	55
	Frisoli Youth Center (4-8) Total		76	8	95
	Gately Youth Center (4-8)	Pre-Teen	47	2	40
		Middle School	75	10	60
	Gately Youth Center (4-8) Total		122	12	100
	Moore Youth Center (4-8)	Pre-Teen	16	1	25
		Middle School	42	2	40
	Moore Youth Center (4-8) Total		58	3	65
	Russell Youth Center (4-8)	Pre-Teen	37	1	40
	Middle School	44	2	55	
Russell Youth Center (4-8) Total		81	3	95	
	Cambridge Youth Programs Total		337	26	355
KOED	King Open Extended Day Total		212	15	227
	Grand Total		1565	513	1505

1. Community School and Youth Centers offers reflect all 2-day, 3-day and 5-day offers