








FIGURE 2.3: Cambridge Population Density

(Source: 1990 U. S. Census)

-  Parks, Playgrounds & Parkways
-  Open Water
-  Unpopulated
-  1 - 26 Persons Per Acre
-  27 - 38 Persons Per Acre
-  39 - 55 Persons Per Acre
-  56 - 88 Persons Per Acre

