



# Cambridge Police Department BridgeStat

April 2024

Produced by the Crime Analysis Unit



# Part I Total Crime

An analysis of the serious crime statistics for the first four months of 2024 points to a 1% increase in the Part One index total for Cambridge when compared with the first four months of 2023. Through April 29<sup>th</sup> of 2024, there were 914 serious crimes reported in the City. For the same time period in 2023, the combined total for Murder, Rape, Robbery, Aggravated Assault, Burglary, Larceny & Auto theft was 901 incidents, just 13 incidents less. However, despite being on par with last year, a 17% rise in the crime index has still been registered when measured against the five-year weighted average.

Further analysis of the crime totals for the first four months of 2024 indicates that violent crimes recorded a 20% decrease when compared to last year. There were zero homicides, ten rapes, 25 robberies, and 72 aggravated assaults recorded through April 29<sup>th</sup> of this year.

Conversely, the numbers indicate that property crimes saw a rise, increasing 5% above the 2023 total for the first four months, with 39 more crimes reported in 2024. Despite a 60% rise in shoplifting incidents, a 31% increase in housebreaks, and a 12% rise in larcenies from residences, sizeable reductions in most other property crime categories were key to keeping the property crime increase relatively small.

When analyzing the serious crime totals of April 2024 versus the previous month of March 2024, there was an increase of 10% in the number of index incidents, with 21 more crimes reported.

	4 Week Snapshot			Year to Date			Five Year	
	3/5/24 - 4/1/24	4/2/24 - 4/29/24	Change	2023	2024	Change	Avg	Change
Total Violent Crime	21	36	71%	133	107	-20%	106	1%
Total Property Crime	196	202	3%	768	807	5%	674	20%
<b>Total Part I Crime</b>	<b>217</b>	<b>238</b>	<b>10%</b>	<b>901</b>	<b>914</b>	<b>1%</b>	<b>780</b>	<b>17%</b>



# Part I Property Crime

Analysis of property crime totals for the first four months of 2024 reveals a 5% increase when measured against the same time frame in 2023 and a 20% rise above the five-year average of 674.

The majority of the property crime categories are recording decreases when measured against the first four months of 2023. Notable reductions in larceny from motor vehicles (-25%), larceny from buildings (-11%), and larceny of bicycles (-27%) were able to counter increases in housebreaks (+31%) and shopliftings (+60%), resulting in only a minimal increase for the time period when compared with the same time last year.

	4 Week Snapshot			Year to Date			Five Year	
	3/5/24 - 4/1/24	4/2/24 - 4/29/24	Change	2023	2024	Change	Avg	Change
<b>Burglary</b>	<b>10</b>	<b>15</b>	<b>50%</b>	<b>70</b>	<b>81</b>	<b>16%</b>	<b>67</b>	<b>21%</b>
Commercial Break	1	7	600%	18	13	-28%	18	-28%
Housebreak	9	8	-11%	52	68	31%	49	39%
<b>Larceny</b>	<b>178</b>	<b>176</b>	<b>-1%</b>	<b>664</b>	<b>691</b>	<b>4%</b>	<b>578</b>	<b>20%</b>
Larceny (Misc)	7	11	57%	21	26	24%	17	53%
Larceny from Building	22	16	-27%	72	64	-11%	66	-3%
Larceny from MV	31	17	-45%	111	83	-25%	121	-31%
Larceny from Person	3	4	33%	32	25	-22%	32	-22%
Larceny from Residence	37	23	-38%	113	127	12%	110	15%
Larceny of Bicycle	20	39	95%	124	91	-27%	109	-17%
Larceny of Plate	3	1	-67%	16	9	-44%	9	0%
Larceny of Services	0	2	IN-CALC	12	5	-58%	6	-17%
Shoplifting	55	63	15%	163	261	60%	109	139%
<b>Auto Theft</b>	<b>8</b>	<b>11</b>	<b>38%</b>	<b>34</b>	<b>35</b>	<b>3%</b>	<b>30</b>	<b>17%</b>
<b>Total Property Crime</b>	<b>196</b>	<b>202</b>	<b>3%</b>	<b>768</b>	<b>807</b>	<b>5%</b>	<b>674</b>	<b>20%</b>



# Part I Violent Crime

From January 1<sup>st</sup> to April 29<sup>th</sup> of 2024, there were 107 violent crimes recorded in Cambridge, 26 incidents (-20%) below last year's total of 133 incidents for the first four months and one incident (+1%) above the 106 crimes forecasted through April.

There have been ten rapes reported in Cambridge through April of 2024, which is down five incidents from 2023. The ten rapes thus far in 2024 have been categorized as four acquaintance assaults, four contact rapes, one domestic assault, and one blitz incident.

The trend observed during the past couple years of a high percentage of aggravated assaults and street robberies occurring in Central Square and on peripheral side streets has slowly begun to re-emerge in the past two months, after a lull in activity in that area during the first two months of 2024. So far, four months into the year, 21 (or 29%) of the 72 aggravated assaults and eight (or 42%) of the 19 street robberies have been reported in the Central Square area.

Shortly after midnight on November 23, 2023, officers responded to the area of 10 Magazine Street in Central Square. Two individuals with gunshot wounds were located and transported to a Boston hospital. One victim, 27-year-old Danasia Greene of Cambridge, was pronounced deceased at the hospital. The second victim, a 26-year-old male from Boston, was treated for non-life-threatening injuries. This incident marked the first homicide reported in Cambridge in over two years and the only homicide reported in the City in 2023. It remains under investigation at this time.

	4 Week Snapshot			Year to Date			Five Year	
	3/5/24 - 4/1/24	4/2/24 - 4/29/24	Change	2023	2024	Change	Avg	Change
<b>Homicide</b>	0	0	IN-CALC	0	0	IN-CALC	0	IN-CALC
<b>Rape</b>	1	2	100%	15	10	-33%	11	-9%
<b>Robbery</b>	8	5	-38%	31	25	-19%	26	-4%
Commercial Robbery	2	1	-50%	14	6	-57%	8	-25%
Street Robbery	6	4	-33%	17	19	12%	18	6%
<b>Aggravated Assault</b>	12	29	142%	87	72	-17%	69	4%
<b>Total Violent Crime</b>	<b>21</b>	<b>36</b>	<b>71%</b>	<b>133</b>	<b>107</b>	<b>-20%</b>	<b>106</b>	<b>1%</b>



# MURDER

## No Patterns

- No murders have been reported in Cambridge in 2024 through April 29<sup>th</sup>.
- Shortly after midnight on November 23, 2023, officers responded to the area of 10 Magazine Street in Central Square. Two individuals with gunshot wounds were located and transported to a Boston hospital. One victim, 27-year-old Danasia Greene of Cambridge, was pronounced deceased at the hospital. The second victim, a 26-year-old male from Boston, was treated for non-life-threatening injuries. This incident marked the first homicide reported in Cambridge in over two years and was the only homicide reported in the City in 2023.\* It remains under active investigation at this time.
- There were no murders recorded in Cambridge in all of 2022. This has happened only three other times in the past 20 years—in 2004, 2007, and 2010.
- In the last reported homicide in Cambridge prior to the November 2023 incident, on Saturday 3/27/21, there was a fatal shooting that occurred at approximately 12:40 a.m. on Pemberton Street. The victim was reportedly located unconscious outside his vehicle by a passerby who called 911. The victim was transported to Mount Auburn Hospital where he later died. The victim has been identified as Xavier Louis-Jacques, 19, of Cambridge. The investigation is ongoing.

Please note: The 2023 figure excludes the fatal Cambridge Police officer-involved shooting of Sayed Faisal on January 4, 2023.

### Percent Change\*

Last 4 Weeks

0%

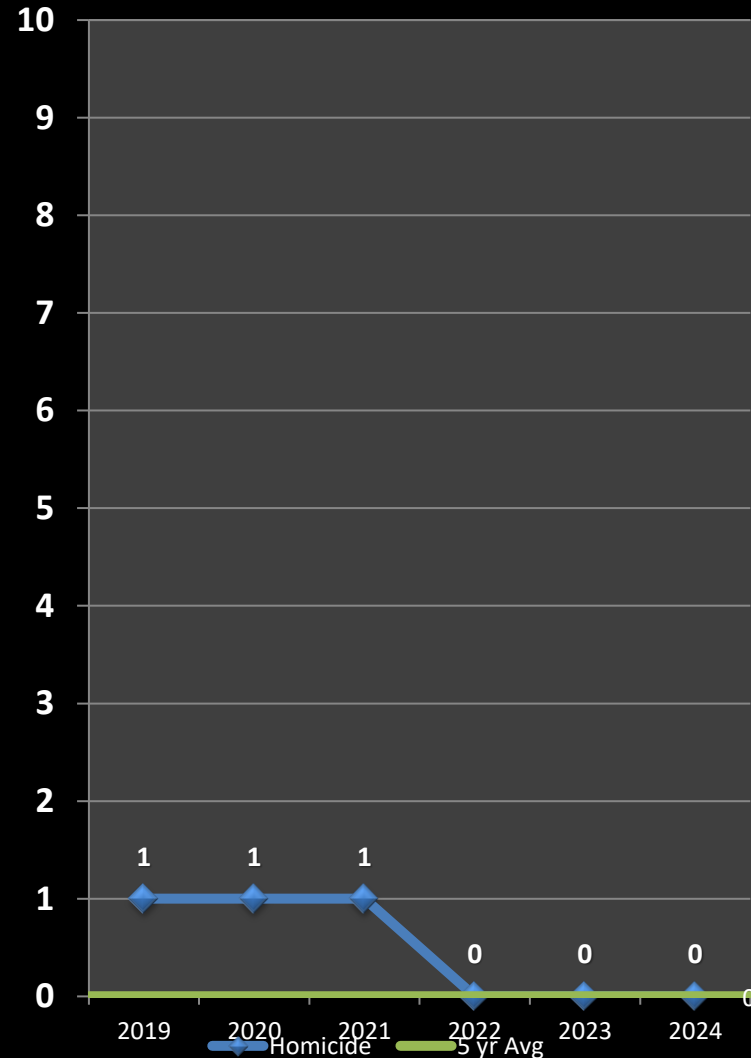
Previous Year

0%

5-Year Average

0%

\*IN -CALC: Percentages are not calculated for numbers so small as to present a statistically misleading percentage.





# RAPE

No Patterns

- There have been ten rapes reported in Cambridge through the first four months of 2024. This is down five incidents from the 15 rapes reported during the same time frame in 2023.
- The ten rapes reported thus far in 2024 have been categorized as four acquaintance assaults, four contact rapes, one domestic assault, and one blitz incident.
- The total number of reported rapes tends to fluctuate from year to year, but the number of stranger-to-stranger rapes reported each year in Cambridge—typically between one and ten—remains extremely low.

## Percent Change\*

Last 4 Weeks

+100%

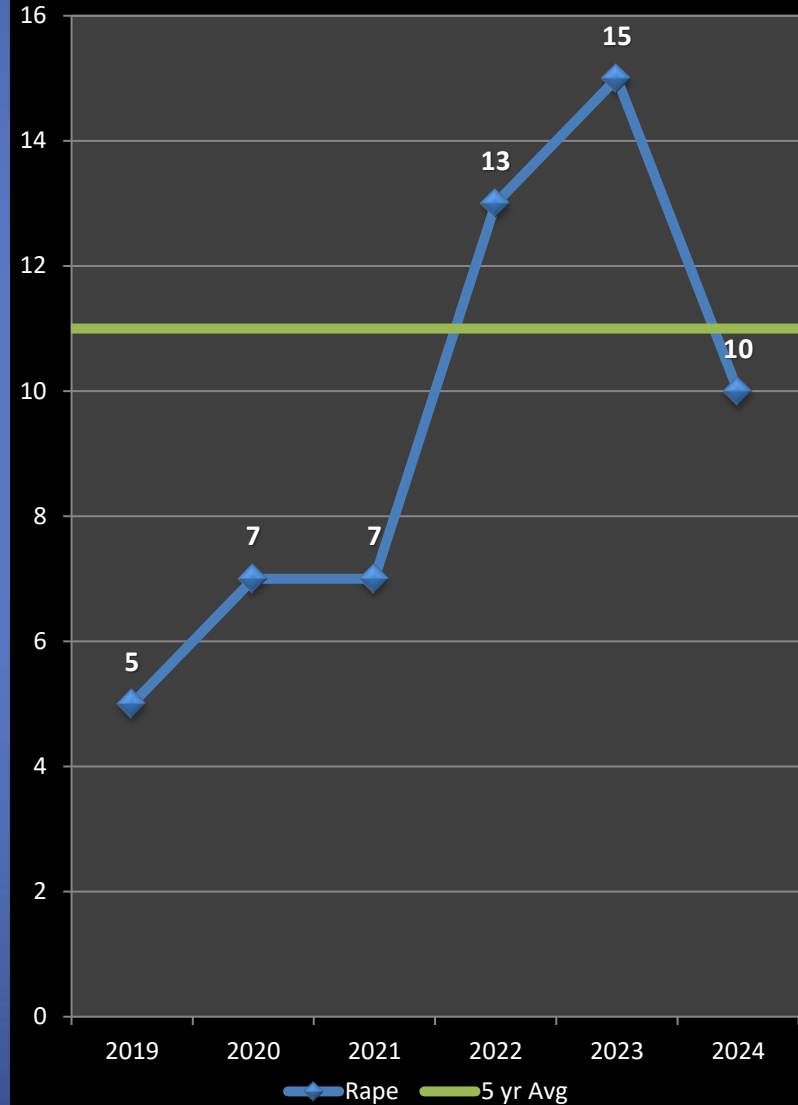
Previous Year

-33%

5-Year Average

-9%

\*IN -CAL: Percentages are not calculated for numbers so small as to present a statistically misleading percentage.





# AGGRAVATED ASSAULT

*No Patterns*

- The total of 72 aggravated assaults reported through April 29, 2024, is 15 crimes (-17%) below the first four months of 2023, and three incidents (4%) above the five-year average of 69 crimes. April saw an increase over March of 142%, with 17 more incidents reported in the past four weeks.
- The 72 aggravated assaults reported in 2024 were comprised of the following classifications: 18 domestic altercations; 12 unprovoked scenarios; 10 juvenile-related assaults; six acquaintance assaults; four each of assaults on police and incidents between unhoused individuals; three each of the following: shop owner/patron assaults, workplace incidents, psychotic episodes, traffic/parking related assaults, and affray/brawls; two landlord/neighbor assaults; and one bar/alcohol-related incident.
- The trend observed during the past couple years of a high percentage of aggravated assaults occurring in Central Sq and on peripheral side streets has slowly begun to resurface in just the last two months in 2024, but incidents are still generally spread across the city. Twenty-one of the aggravated assaults (or 29%) year-to-date were reported in Central Square.
- There have been two shots fired incidents reported in Cambridge through April 2024, with no injuries reported. Through the same time period in 2023, there was one confirmed shots fired incident, resulting in the non-fatal shooting of two victims on Washington St.

## Percent Change

Last 4 Weeks

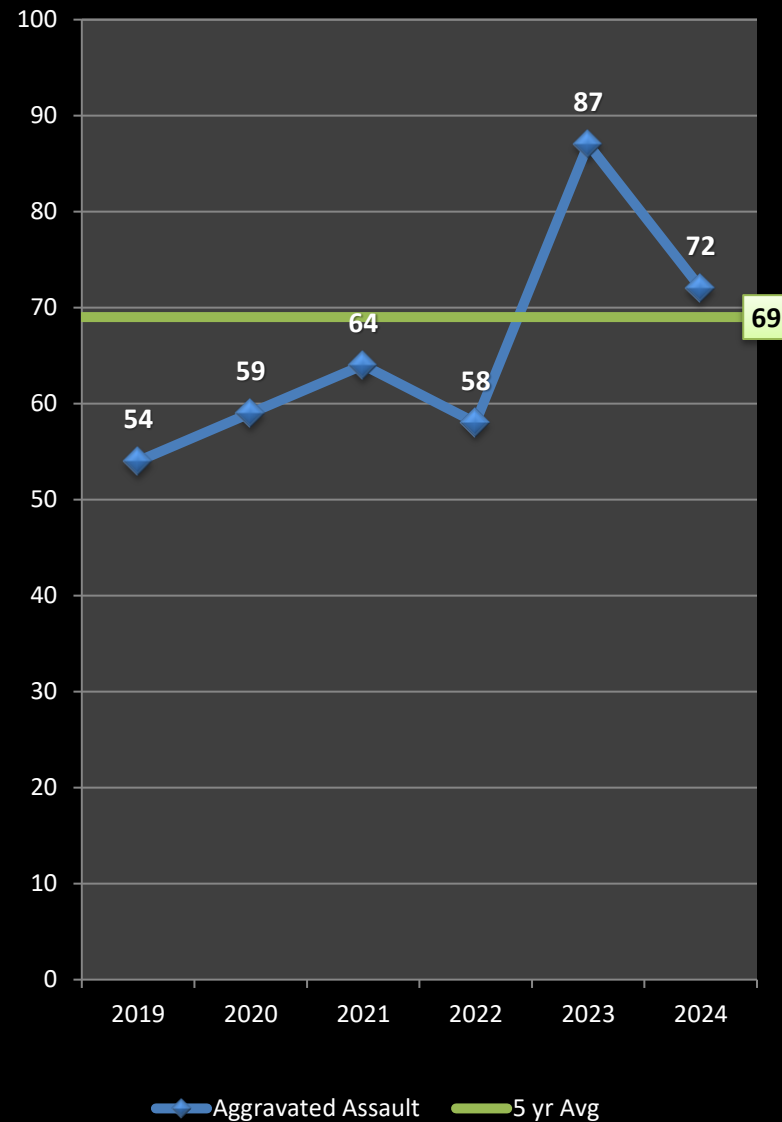
**+142%**

Previous Year

**-17%**

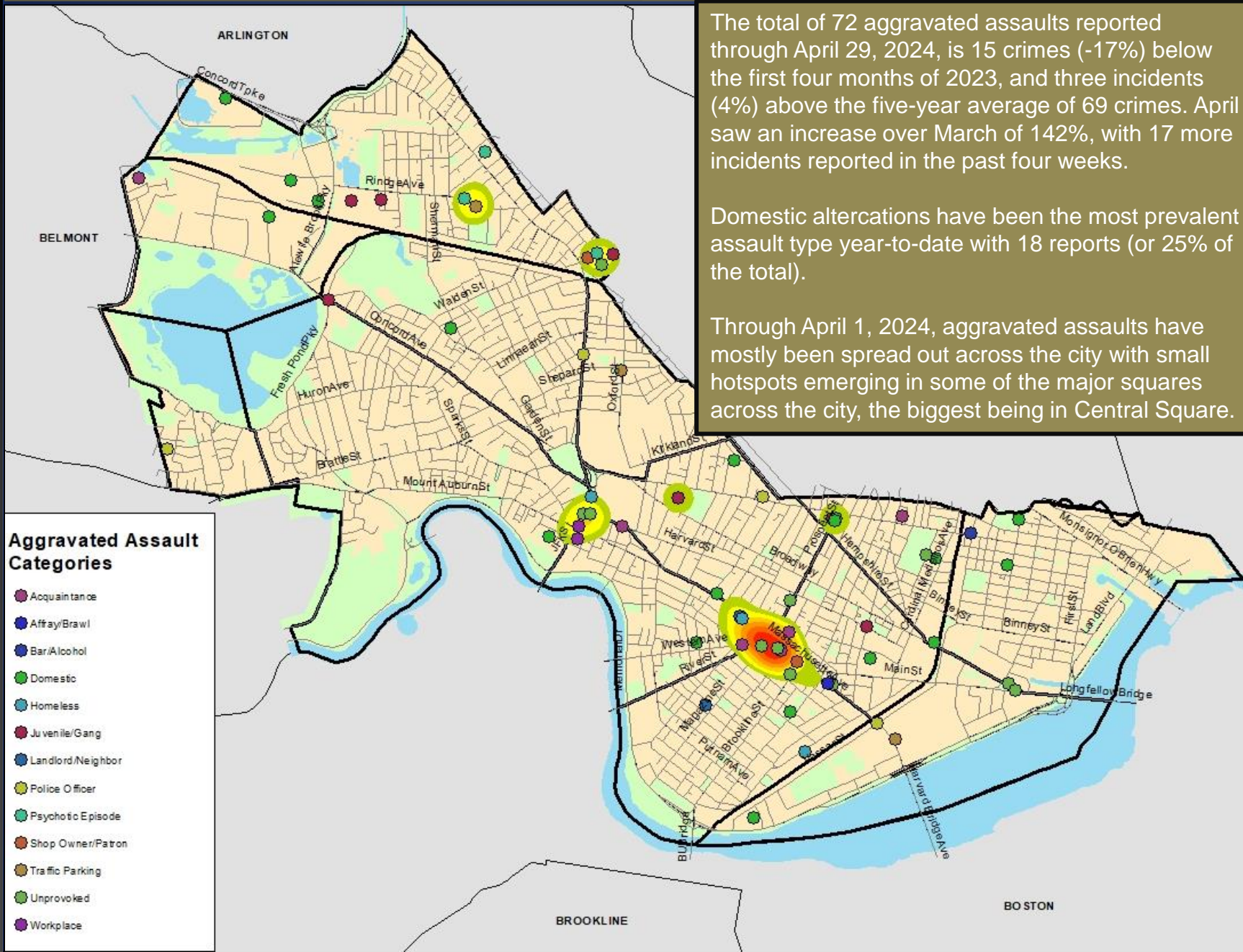
5-Year Average

**+4%**





# Geographic Breakdown of Aggravated Assaults: 1.1.24 – 4.29.24



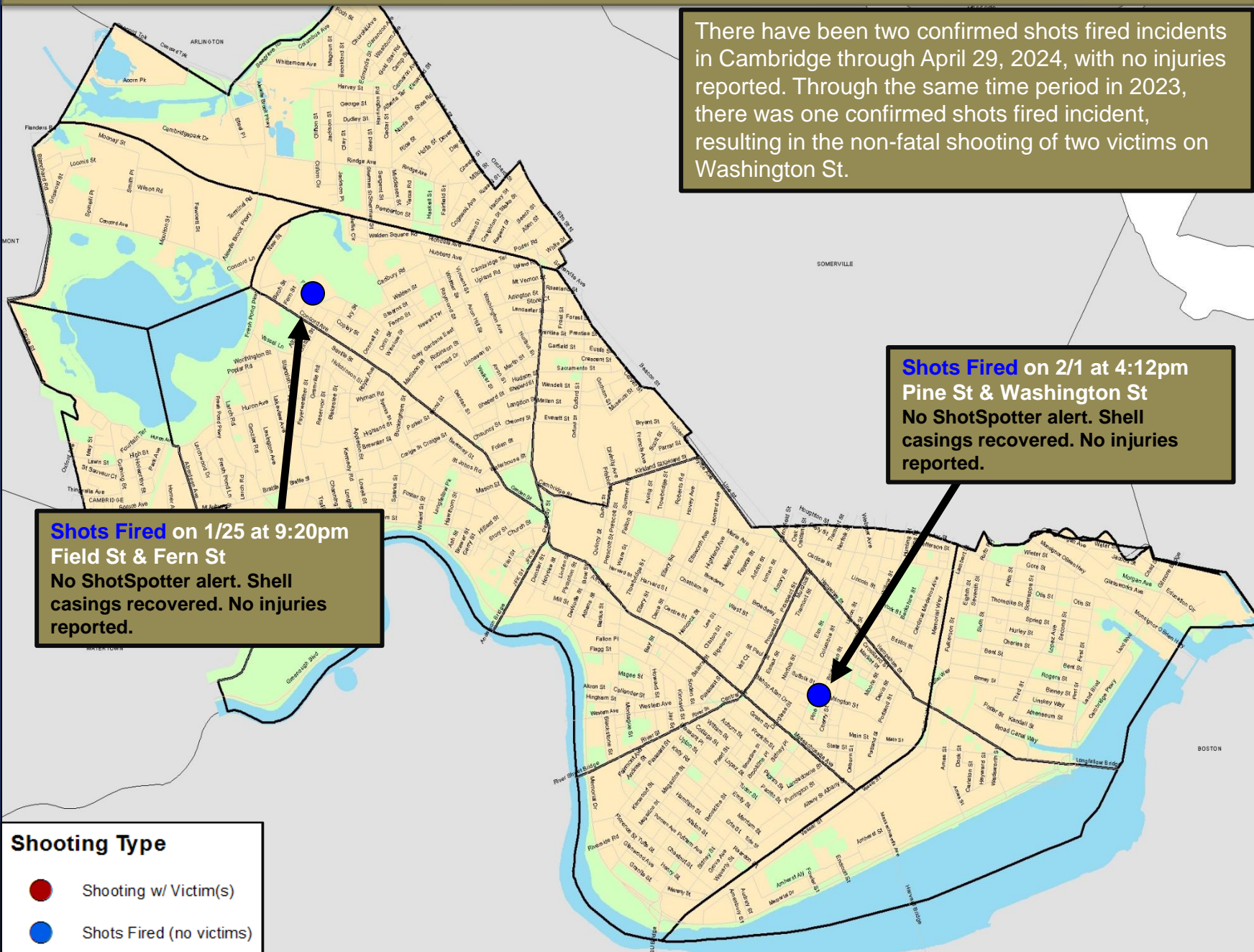




# Confirmed Shots Fired and Shootings in Cambridge: 1.1.24 – 4.29.24

Cambridge Police BridgeStat

April 2024



There have been two confirmed shots fired incidents in Cambridge through April 29, 2024, with no injuries reported. Through the same time period in 2023, there was one confirmed shots fired incident, resulting in the non-fatal shooting of two victims on Washington St.

**Shots Fired** on 1/25 at 9:20pm  
 Field St & Fern St  
 No ShotSpotter alert. Shell casings recovered. No injuries reported.

**Shots Fired** on 2/1 at 4:12pm  
 Pine St & Washington St  
 No ShotSpotter alert. Shell casings recovered. No injuries reported.

Shooting Type	
<span style="color: red;">●</span>	Shooting w/ Victim(s)
<span style="color: blue;">●</span>	Shots Fired (no victims)



# Robbery

No Patterns

- The five-year average for overall robbery in Cambridge for the first four months of the year is 26 incidents. Through April 29<sup>th</sup> of 2024, 25 robberies were recorded, which translates to a 4% decrease below the projected total and a 19% decline below the 31 robberies counted for the first four months of 2023.
- There have been six commercial robberies reported year-to-date in 2024. This total is down eight incidents (-57%) from the 14 robberies reported through April in 2023 and is down two incidents (-25%) from the five-year average of eight. All six robberies reported year-to-date have been unrelated, but five of the six did involve shoplifting incidents across the city that escalated into robberies.
- Street robberies year-to-date in 2024 are up two incidents (12%) from the 17 reported through this time in 2023 and up one incident (6%) over the five-year average of 18. Two incidents citywide so far in 2024 have resulted in an arrest, and suspects have been identified in at least two others.
- None of the 19 street robberies reported so far in 2024 are known to be related, but multiple incidents in both the Central Square and Harvard Square areas have involved unhoused individuals as victims and/or suspects.
- After seeing a relatively quiet start to the year in Central Square, robbery activity began to pick up in this area in March. Although only one of the four robberies reported in April took place in Central Square, eight of the 19 street robberies reported year-to-date have now occurred in and around the Square. This is similar to a trend seen in this area that began in 2021 and continued throughout all of 2022 and much of 2023.

## Percent Change

Last 4 Weeks

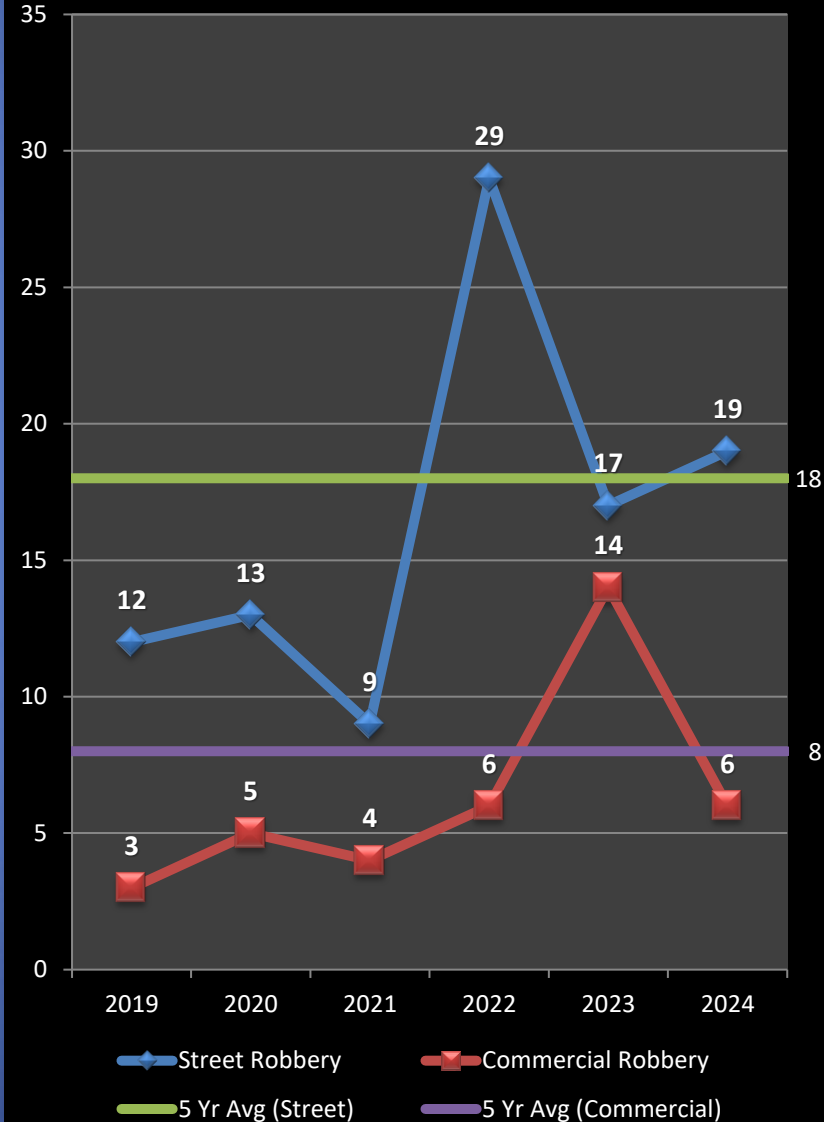
-38%

Previous Year

-19%

5-Year Average

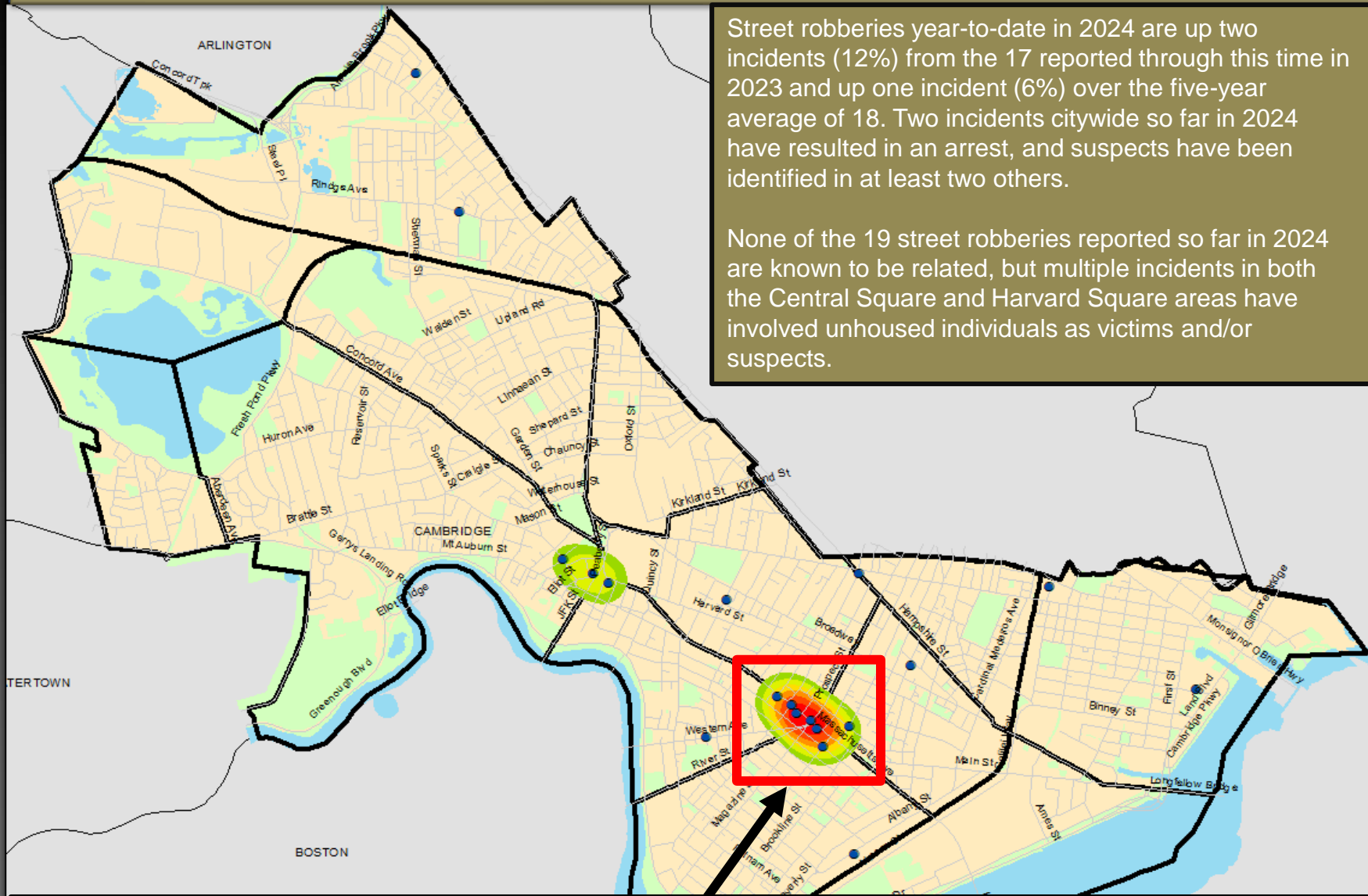
-4%





# Geographic Breakdown of Street Robberies: 1.1.24 – 4.29.24

Cambridge Police BridgeStat



Street robberies year-to-date in 2024 are up two incidents (12%) from the 17 reported through this time in 2023 and up one incident (6%) over the five-year average of 18. Two incidents citywide so far in 2024 have resulted in an arrest, and suspects have been identified in at least two others.

None of the 19 street robberies reported so far in 2024 are known to be related, but multiple incidents in both the Central Square and Harvard Square areas have involved unhoused individuals as victims and/or suspects.

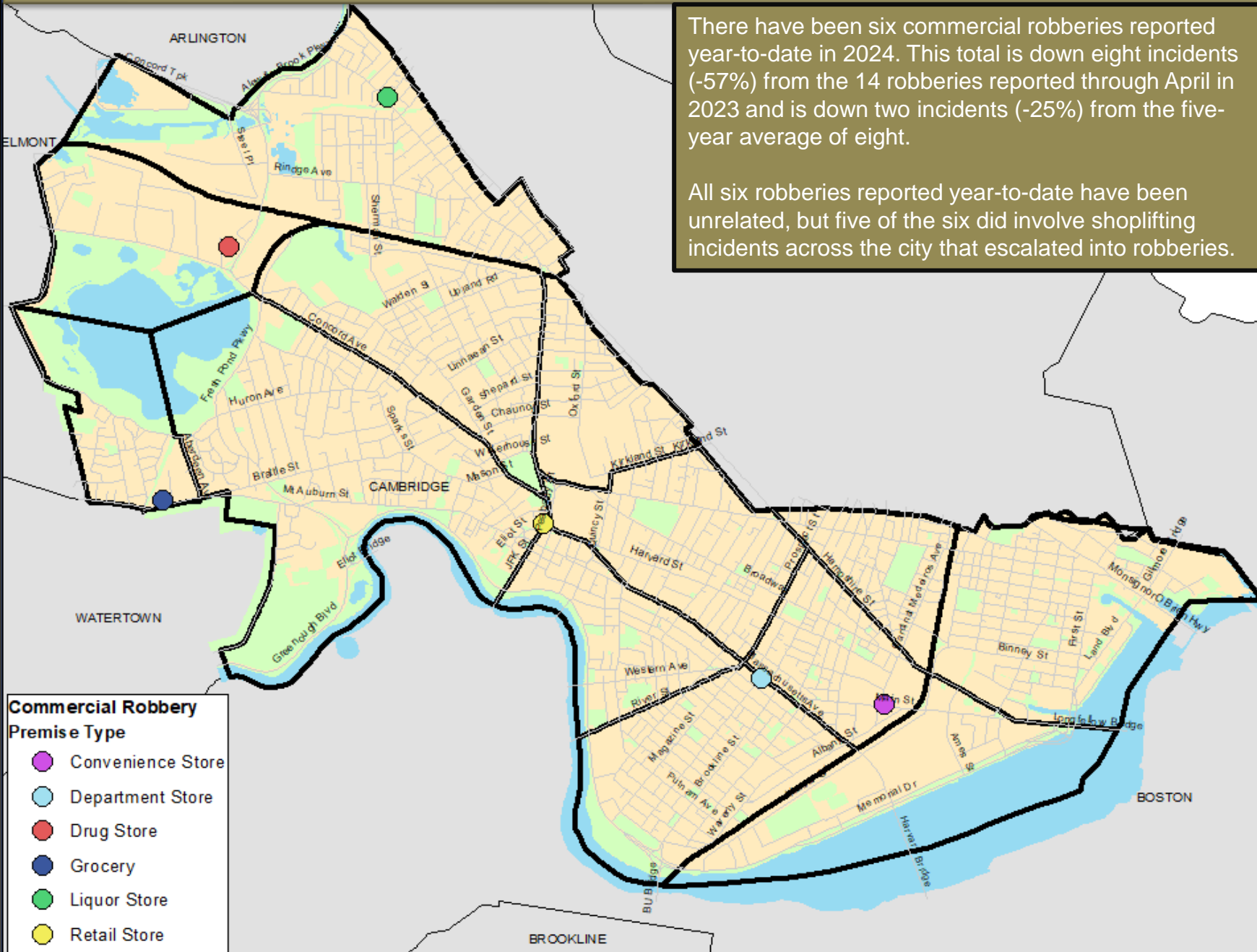
After seeing a relatively quiet start to the year in Central Square, robbery activity began to pick up in this area in March. Although only one of the four robberies reported in April took place in Central Square, eight of the 19 street robberies reported year-to-date have now occurred in and around the Square. This is similar to a trend seen in this area that began in 2021 and continued throughout all of 2022 and much of 2023.



# Geographic Breakdown of Commercial Robberies: 1.1.24 – 4.29.24

Cambridge Police BridgeStat

April 2024



There have been six commercial robberies reported year-to-date in 2024. This total is down eight incidents (-57%) from the 14 robberies reported through April in 2023 and is down two incidents (-25%) from the five-year average of eight.

All six robberies reported year-to-date have been unrelated, but five of the six did involve shoplifting incidents across the city that escalated into robberies.

**Commercial Robbery**  
Premise Type

- Convenience Store
- Department Store
- Drug Store
- Grocery
- Liquor Store
- Retail Store



# Burglary

*Sporadic Pattern*

- The property index crime of burglary, the combination of residential and commercial breaks, has recorded an increase of 16% through April 29<sup>th</sup> of 2024 when compared to the 70 reported through the same time in 2023, and has risen 21% when compared with the five-year average of 67.
- The increase this year is all due to a 31% increase in housebreaks thus far in 2024, with incidents rising from 52 breaks during the first four months of 2023 to 68 this year. However, this activity has actually been dropping off each month, from the peak of 28 in January down to 19 in February, 13 in March, and only 8 citywide in April. We continue to monitor a sporadic series of housebreaks that has been occurring mostly along the neighborhoods that border Somerville, but it appears that this activity has slowed considerably. It remains to be seen whether the pattern will re-emerge in May or stay at a reduced level.
- Conversely, commercial breaks are down by five crimes (-28%) this year, dropping from 18 incidents through the first four months of 2023 to 13 year-to-date in 2024. There were two related commercial breaks overnight from 1/24-1/25 in North Cambridge, where two females broke into a Dunkin Donuts and an office. One of the parties was arrested in Boston and has been connected to other regional breaks. There were also two related commercial breaks that occurred overnight from 4/11-4/12 in two neighboring businesses in East Cambridge. The remaining incidents citywide have been unrelated.

## Percent Change

Last 4 Weeks

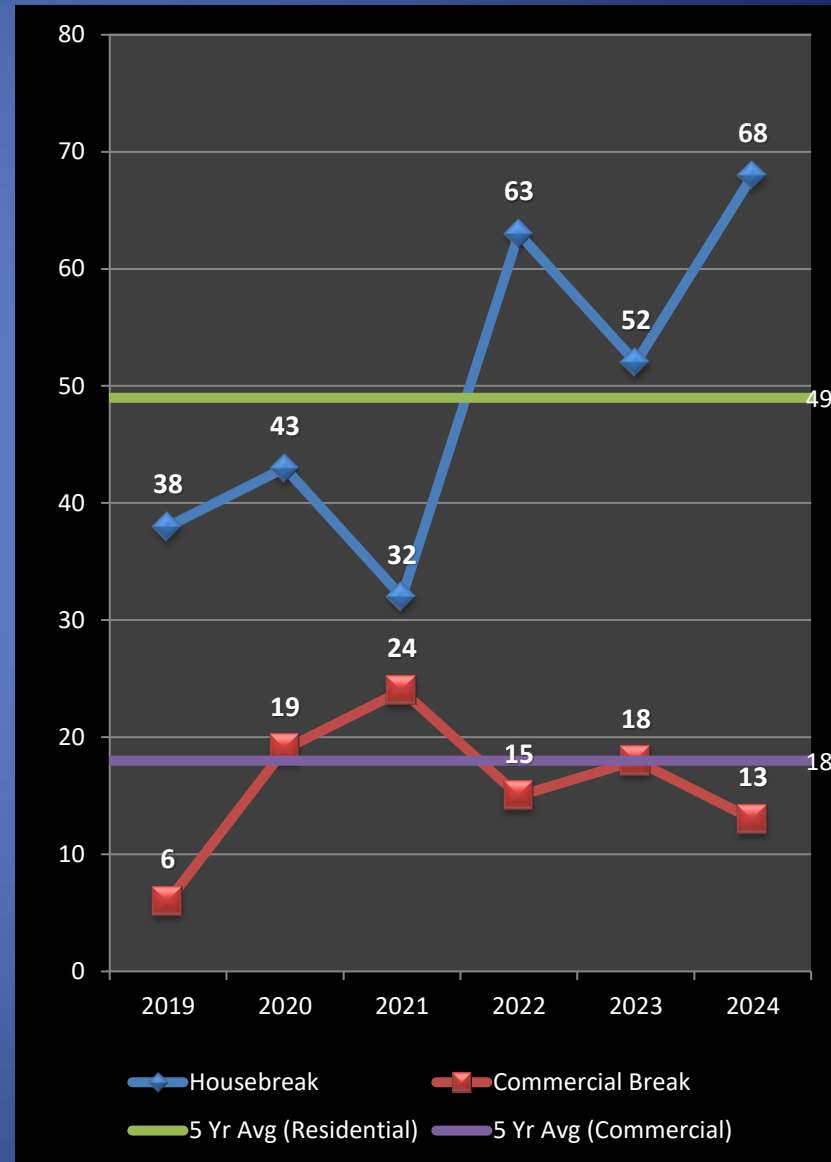
**+50%**

Previous Year

**+16%**

5-Year Average

**+21%**





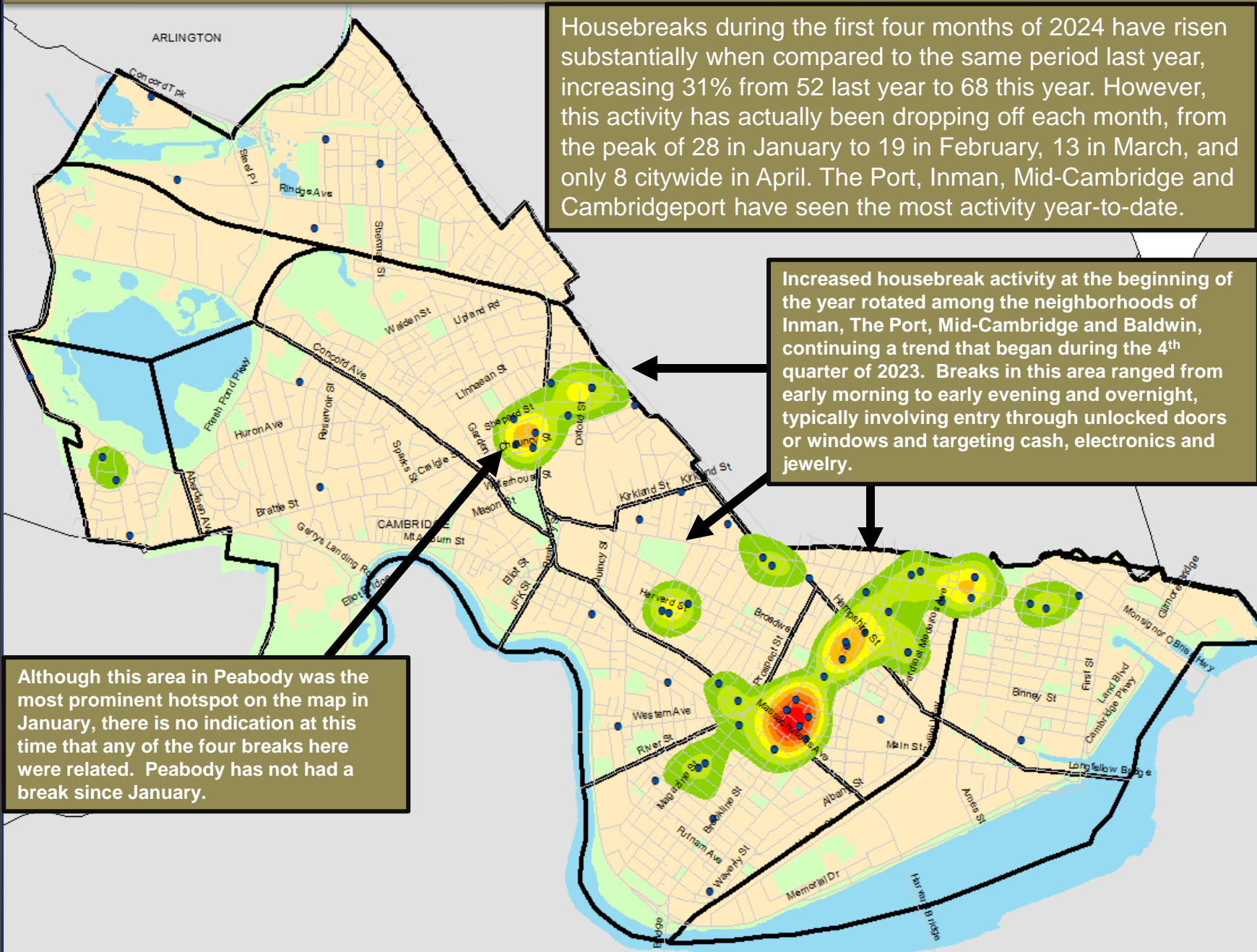
# Geographic Breakdown of Housebreaks: 1.1.24 – 4.29.24

Cambridge Police BridgeStat

Housebreaks during the first four months of 2024 have risen substantially when compared to the same period last year, increasing 31% from 52 last year to 68 this year. However, this activity has actually been dropping off each month, from the peak of 28 in January to 19 in February, 13 in March, and only 8 citywide in April. The Port, Inman, Mid-Cambridge and Cambridgeport have seen the most activity year-to-date.

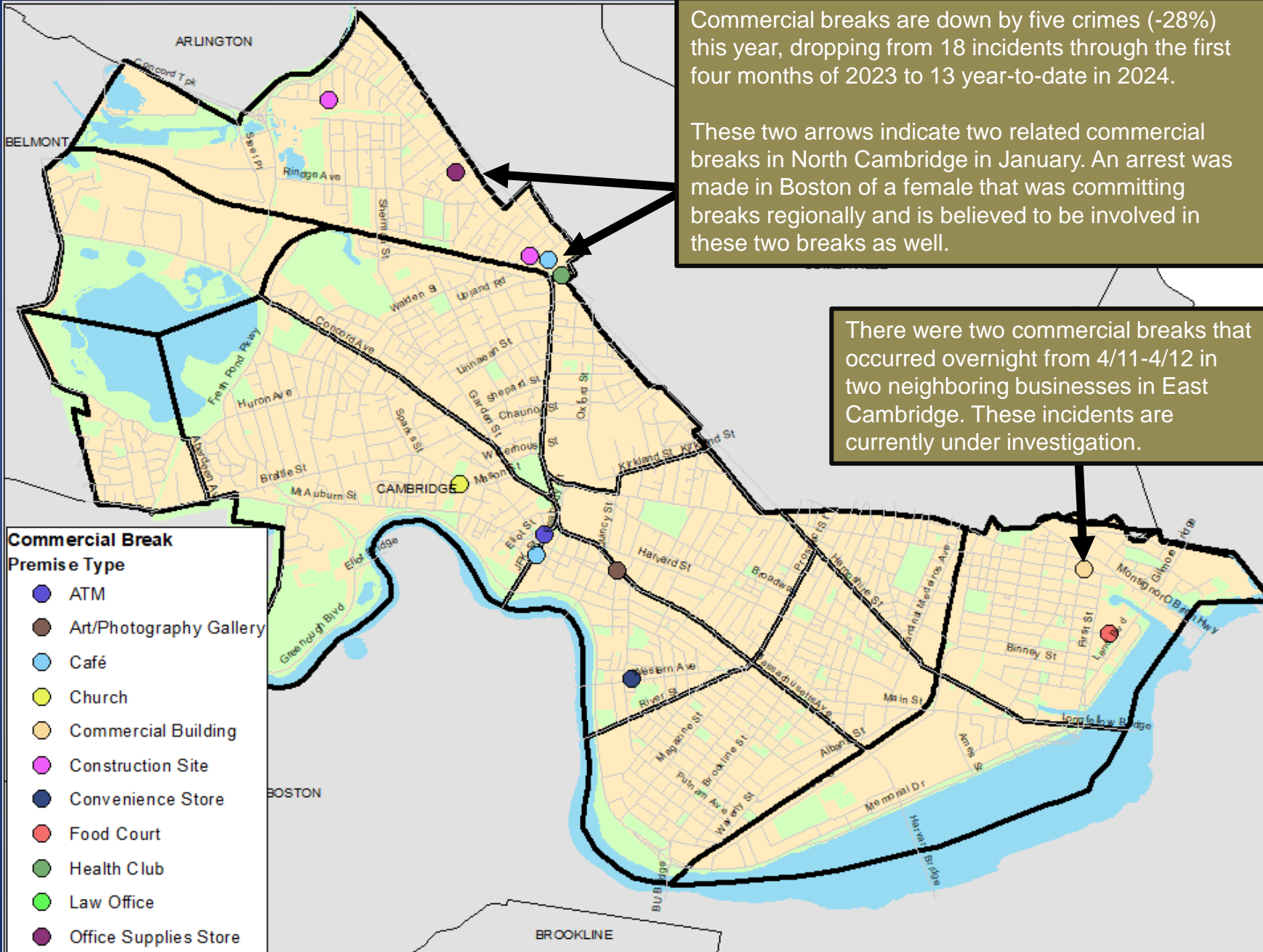
Increased housebreak activity at the beginning of the year rotated among the neighborhoods of Inman, The Port, Mid-Cambridge and Baldwin, continuing a trend that began during the 4<sup>th</sup> quarter of 2023. Breaks in this area ranged from early morning to early evening and overnight, typically involving entry through unlocked doors or windows and targeting cash, electronics and jewelry.

Although this area in Peabody was the most prominent hotspot on the map in January, there is no indication at this time that any of the four breaks here were related. Peabody has not had a break since January.





# Geographic Breakdown of Commercial Breaks: 1.1.24 – 4.29.24



**Commercial Break Premise Type**

- ATM
- Art/Photography Gallery
- Café
- Church
- Commercial Building
- Construction Site
- Convenience Store
- Food Court
- Health Club
- Law Office
- Office Supplies Store



# LARCENY

No Patterns

- Preliminary stats indicate that overall larceny year-to-date in 2024 is registering at 691 incidents, 4% above this time in 2023. The total of 691 larcenies reported in 2024 is also 20% above the 5-year average of 578 incidents.
- The larceny from motor vehicle total through April in 2024 is 83 incidents, 25% below the same time frame in 2023. At least part of the decrease in 2024 compared to last year can be attributed to a drop in catalytic converter thefts during the beginning of the year. Through April in 2023, there had been 21 catalytic converter thefts reported, while so far in 2024, there have been none.
- Through April 2024, there were 25 larcenies from the person reported in Cambridge, down 22% (seven incidents) when compared to the same time period in 2023. Central Square has had the highest number of thefts with ten incidents so far this year.
- There were 64 larcenies from buildings reported through April. This total is eight incidents (11%) less than the same time period last year and two incidents (3%) less than the five-year average, due at least in part to a reduction in thefts from locker rooms at local health clubs so far this year.
- Larcenies from residences are up 14 incidents (12%) in 2024 when compared with 2023. Package thefts have made up the majority of this crime type in recent years and registered even higher than average in 2020-2022 due to the increased volume of deliveries during the pandemic. Package thefts have accounted for 90 (or 71%) of the 127 larcenies from residences thus far in 2024.
- There have been 91 larcenies of bicycles reported through April in 2024. This total is 33 incidents (27%) below the total through April of 2023 and 18 incidents (17%) below the five-year average of 109. The top neighborhoods for bike thefts so far this year have been The Port with 17 followed by Mid-Cambridge with 10.

## Percent Change

Last 4 Weeks

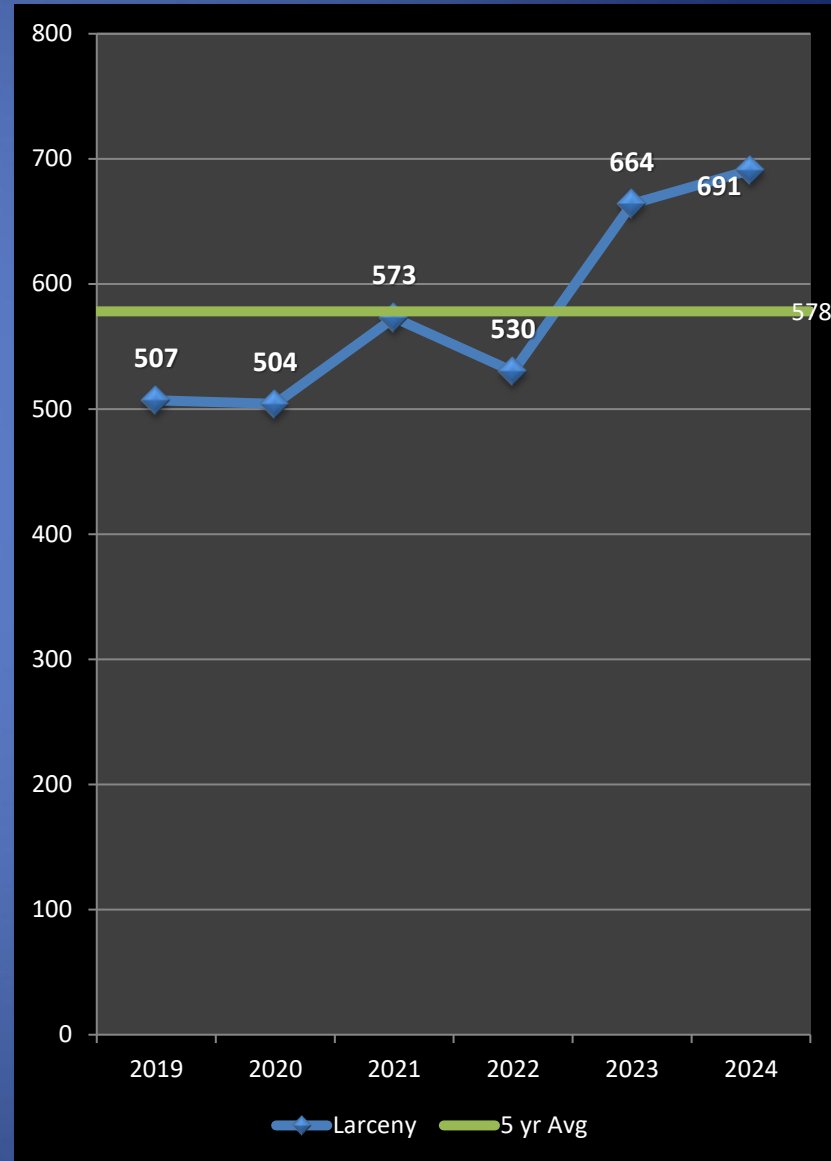
-1%

Previous Year

+4%

5-Year Average

+20%







# LARCENY From MV

*No Patterns*

- The larceny from motor vehicle total for the first four months of 2024 is 83 incidents, which is 25% (28 incidents) below the total for the same time period in 2023. The 83 thefts from cars reported through April 29<sup>th</sup> also indicates a decrease of 38 incidents (-31%) below the 121 car breaks forecasted for the first 17 weeks of 2024.
- The neighborhoods with the highest larceny from motor vehicle totals through April of 2024 are: The Port (14), Inman/Harrington (14), Cambridgeport (12) and Riverside (11).
- Comparing the last four weeks (April) to the previous four (March), there was a 45% decrease in larcenies from motor vehicles, with 14 fewer incidents reported.
- Of the 83 incidents reported thus far in 2024, 41 (49%) were entered via unknown means and 31 vehicles (37%) were left unlocked at the time of the theft.
- A Somerville man was arrested on 4/8 and is believed to be responsible for numerous larcenies from motor vehicles in the Mid-Cambridge area.

## Percent Change

Last 4 Weeks

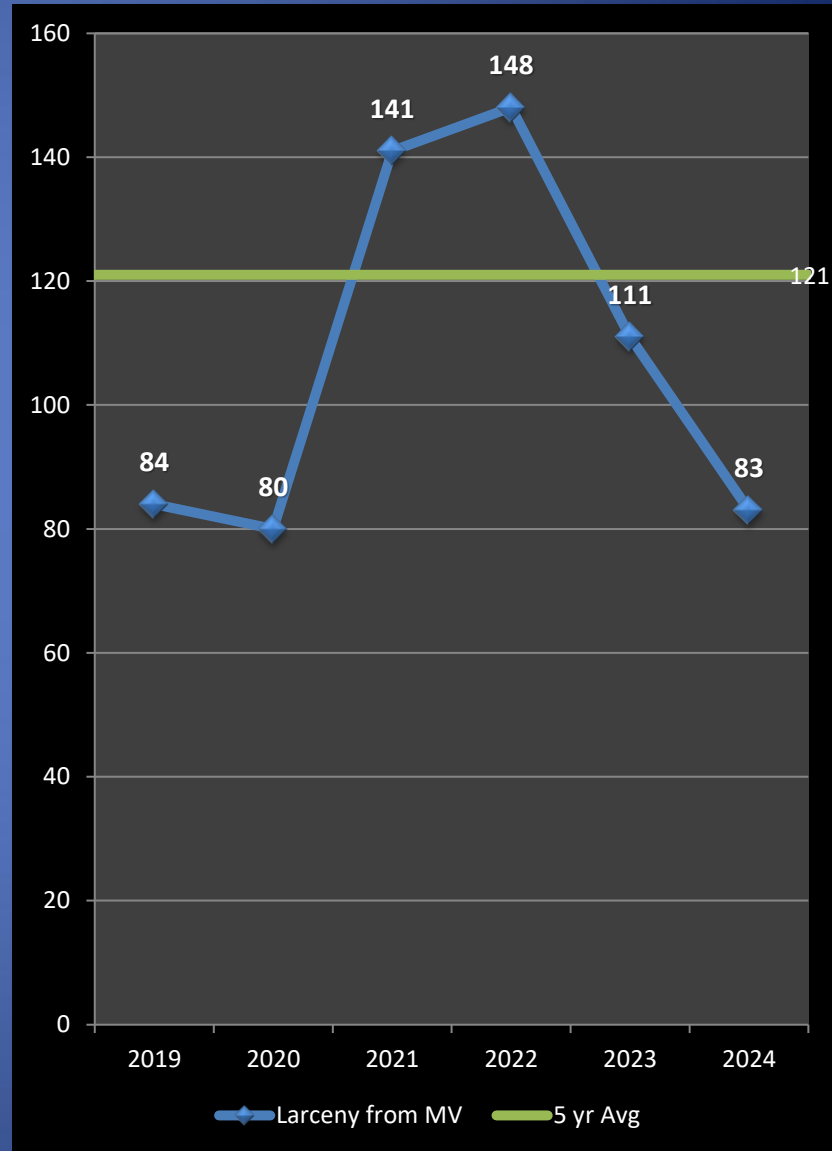
**-45%**

Previous Year

**-25%**

5-Year Average

**-31%**

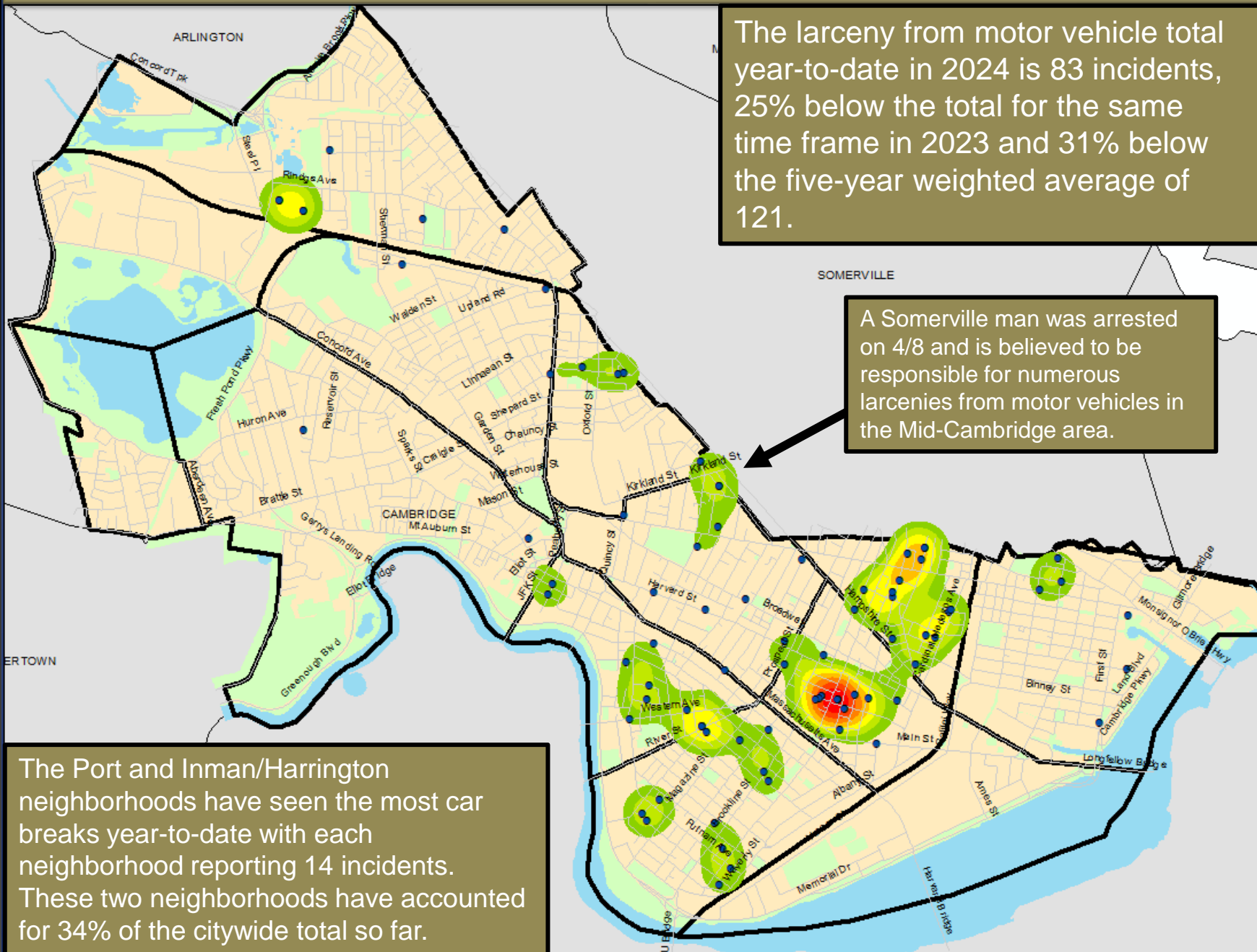




# Geographic Breakdown of Larceny from Motor Vehicles: 1.1.24 – 4.29.24

Cambridge Police BridgeStat

April 2024



The larceny from motor vehicle total year-to-date in 2024 is 83 incidents, 25% below the total for the same time frame in 2023 and 31% below the five-year weighted average of 121.

A Somerville man was arrested on 4/8 and is believed to be responsible for numerous larcenies from motor vehicles in the Mid-Cambridge area.

The Port and Inman/Harrington neighborhoods have seen the most car breaks year-to-date with each neighborhood reporting 14 incidents. These two neighborhoods have accounted for 34% of the citywide total so far.



# LARCENY from Person

No Patterns

- Larcenies from the person through April 2024 declined by seven incidents (-22%) compared to both the same time period in 2023 and the five-year average of 32 incidents. Four thefts were reported in the past four weeks (April), which was one more than the previous four weeks (March).
- Ten of the 25 incidents year-to-date in 2024 took place in Central Square. The other incidents took place throughout the city, with Porter Square registering the next highest amount with four thefts, East Cambridge with three, Harvard Square and Inman Square with two each, and one each for Bay Square, Cambridgeport/Riverside, Alewife/West Cambridge, and 1500-1900 Mass Ave.
- In recent years, higher numbers in Central Square have mainly been due to grab-and-run situations. However, only one incident of this nature has taken place in Central Square year-to-date. Another common situation involves individuals who are unhoused whose property may have been stolen while they were asleep or otherwise distracted; this has accounted for four incidents in this area so far this year.

## Percent Change

Last 4 Weeks

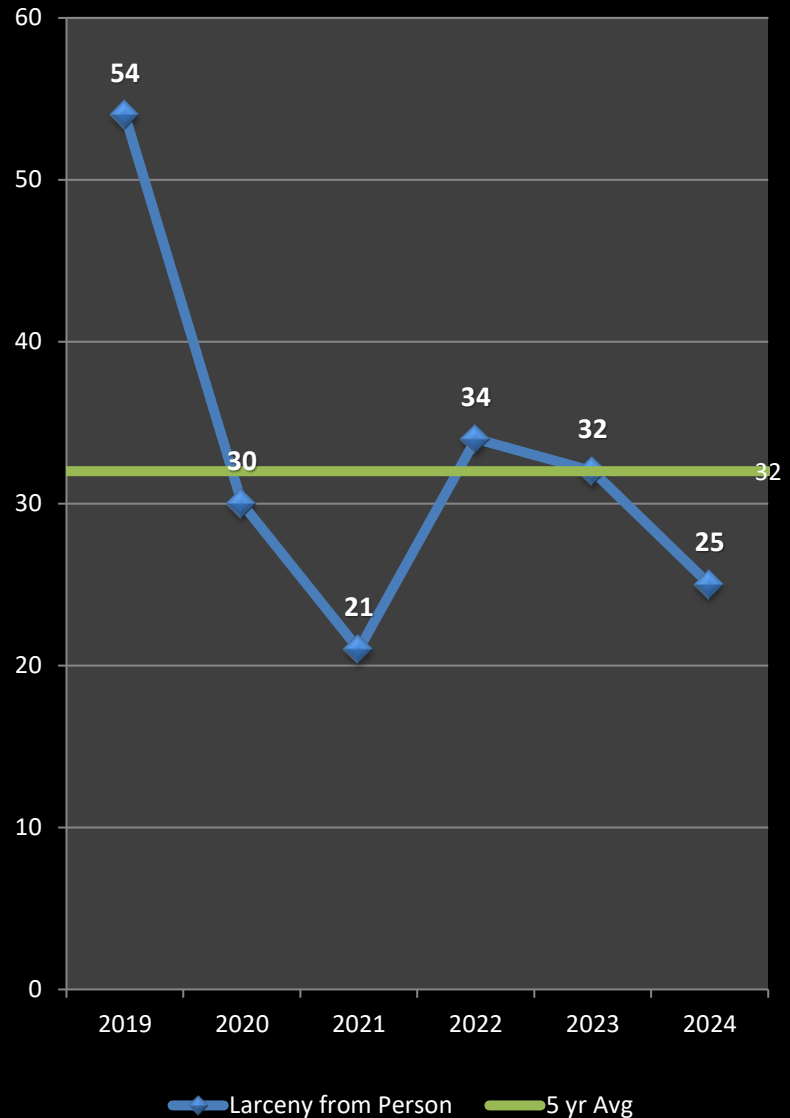
+33%

Previous Year

-22%

5-Year Average

-22%





# LARCENY of Bicycle

No Patterns

- There have been 91 bicycle thefts reported citywide in the first four months of 2024, down 27% from the 124 reported during the same time period in 2023. Additionally, the 2024 total year-to-date is registering at 17% below the five-year average of 109.
- The most recent four weeks (April) saw a 95% increase in bike thefts when compared with the previous four weeks (March), with 19 more thefts reported this month. This is not unusual, as warmer weather leads to increased ridership and more opportunities for theft.
- Of the 91 bike thefts reported in 2024, 77 (85%) were reportedly locked at the time of the theft.

### Top Neighborhoods for Bike Theft in 2024:

Neighborhood	YTD Total	% Citywide
The Port	17	19%
Mid-Cambridge	10	11%
Cambridgeport and Riverside	9 each	10% each
North Cambridge and East Cambridge	8 each	9% each

## Percent Change

Last 4 Weeks

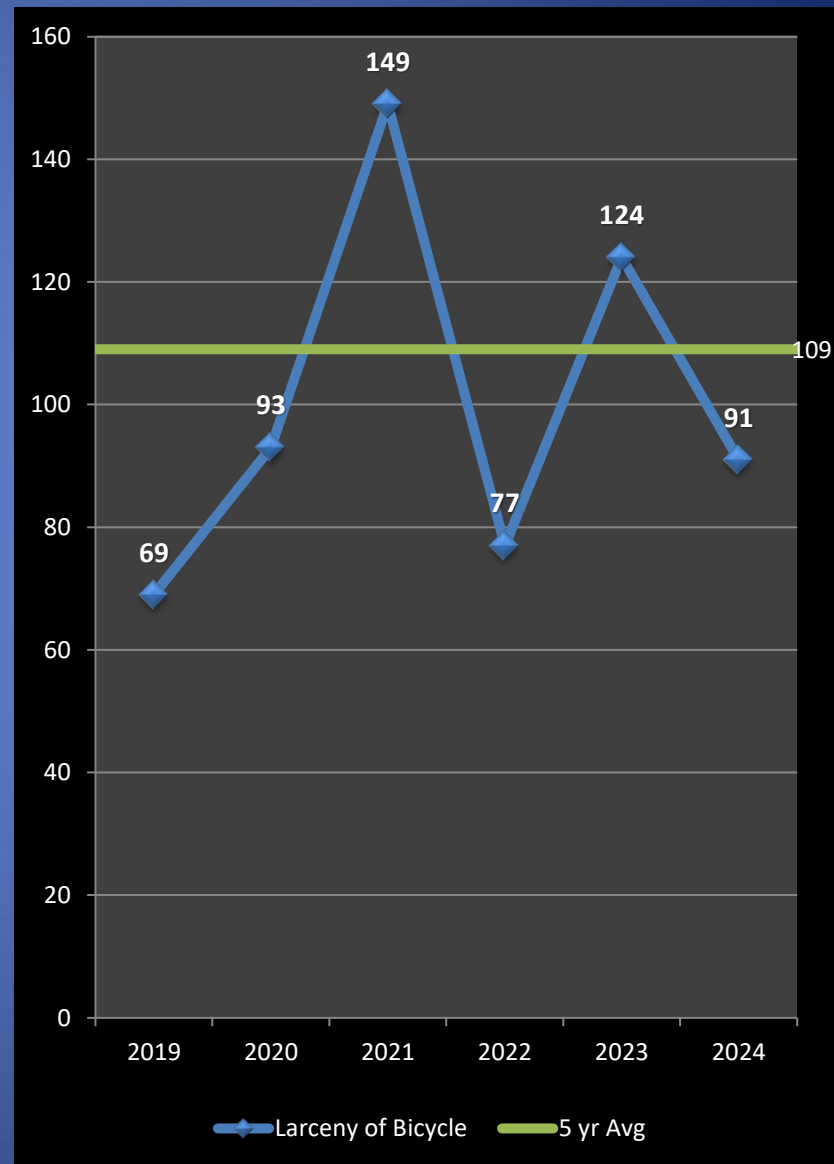
Previous Year

5-Year Average

+95%

-27%

-17%

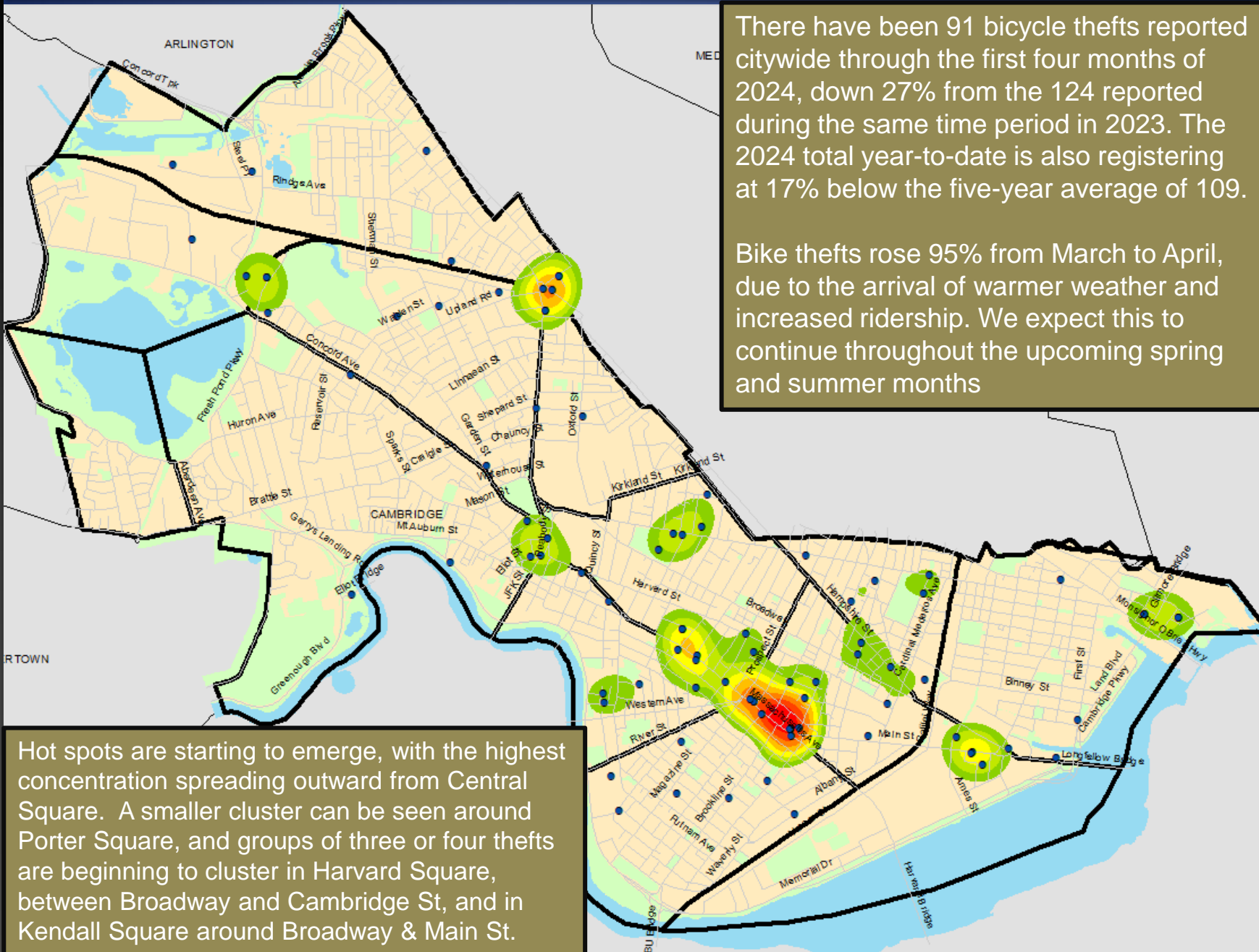




# Geographic Breakdown of Bicycle Thefts: 1.1.24 – 4.29.24

Cambridge Police BridgeStat

April 2024



There have been 91 bicycle thefts reported citywide through the first four months of 2024, down 27% from the 124 reported during the same time period in 2023. The 2024 total year-to-date is also registering at 17% below the five-year average of 109.

Bike thefts rose 95% from March to April, due to the arrival of warmer weather and increased ridership. We expect this to continue throughout the upcoming spring and summer months

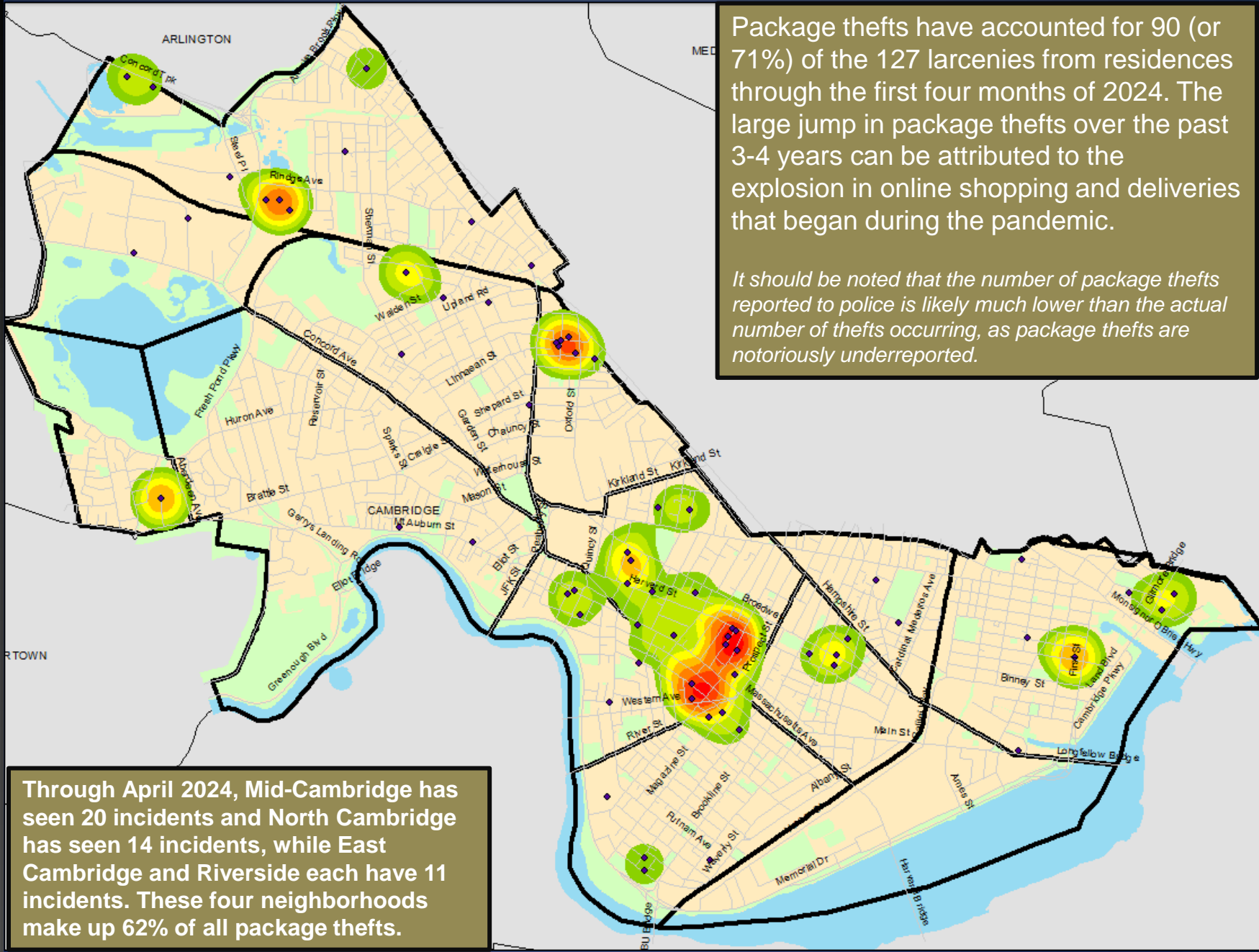
Hot spots are starting to emerge, with the highest concentration spreading outward from Central Square. A smaller cluster can be seen around Porter Square, and groups of three or four thefts are beginning to cluster in Harvard Square, between Broadway and Cambridge St, and in Kendall Square around Broadway & Main St.



# Geographic Breakdown of Package Thefts: 1.1.24 – 4.29.24

Cambridge Police BridgeStat

April 2024



Package thefts have accounted for 90 (or 71%) of the 127 larcenies from residences through the first four months of 2024. The large jump in package thefts over the past 3-4 years can be attributed to the explosion in online shopping and deliveries that began during the pandemic.

*It should be noted that the number of package thefts reported to police is likely much lower than the actual number of thefts occurring, as package thefts are notoriously underreported.*

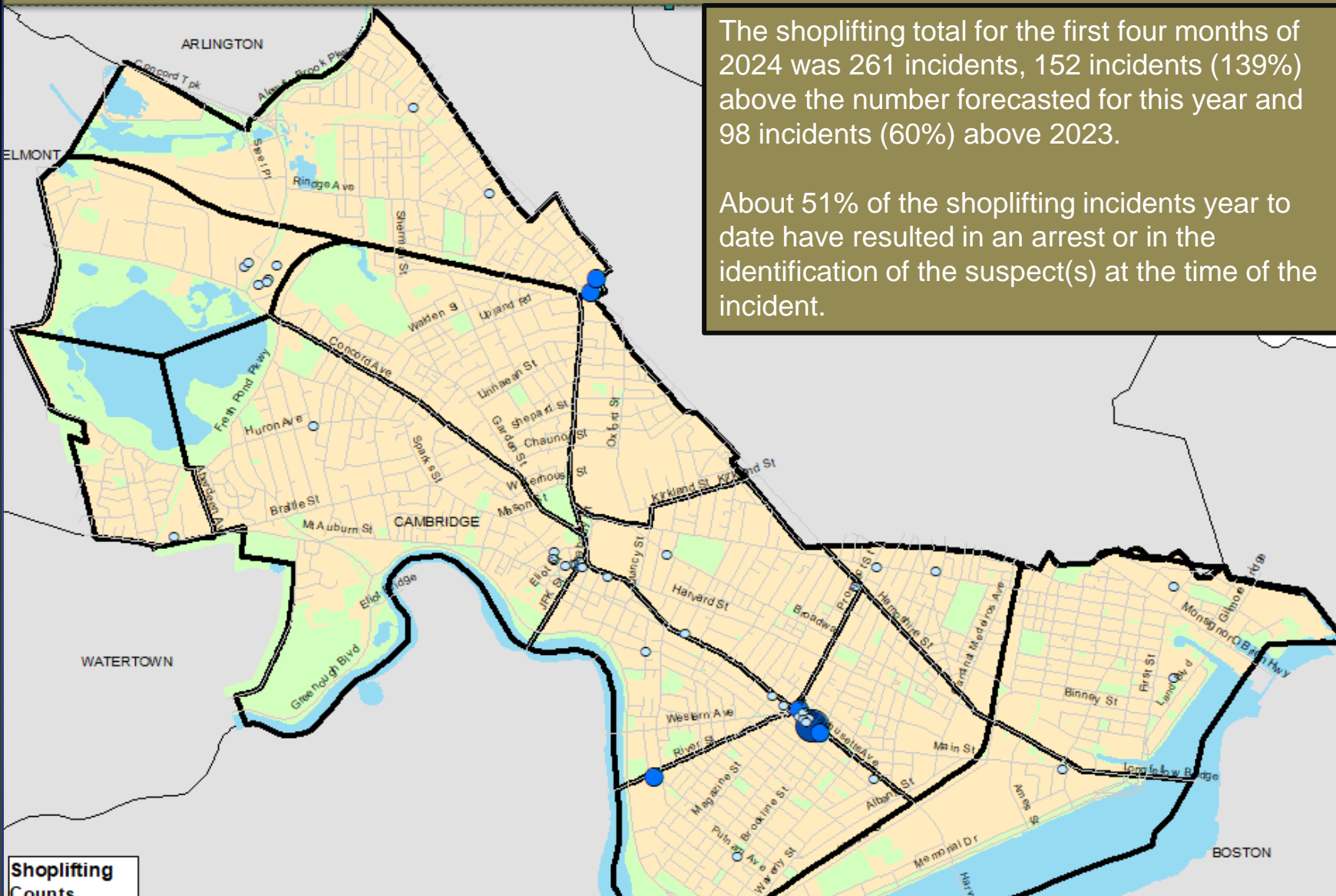
Through April 2024, Mid-Cambridge has seen 20 incidents and North Cambridge has seen 14 incidents, while East Cambridge and Riverside each have 11 incidents. These four neighborhoods make up 62% of all package thefts.



# Geographic Breakdown of Shoplifting: 1.1.24 – 4.29.24

The shoplifting total for the first four months of 2024 was 261 incidents, 152 incidents (139%) above the number forecasted for this year and 98 incidents (60%) above 2023.

About 51% of the shoplifting incidents year to date have resulted in an arrest or in the identification of the suspect(s) at the time of the incident.



Shoplifting Counts	
○	1 - 10
●	11 - 30
●	31 - 74

Target in Central Sq has reported the most shoplifting incidents so far in 2024 with 74 thefts, followed by the Walgreens in Central Square with 29, the Walgreens on River Street with 19, and the Target in Porter Square with 17 thefts year-to-date.



# AUTO THEFT

*No Patterns*

- The five-year weighted average for auto thefts through the first four months of 2024 is 30, and with 35 reported so far in 2024, Cambridge has experienced an increase of 17% above the expected total. Auto thefts are also up 3% (one incident) when compared to the first four months of 2023.
- When comparing the most recent four weeks (April) to the previous four weeks (March), auto thefts are up 38%, or three incidents, in April.
- The neighborhood breakdown for auto theft totals so far in 2024 is as follows: The Port – 8; East Cambridge – 7; North Cambridge – 6; Peabody – 5; West Cambridge – 2; Riverside – 2; Cambridgeport – 2; Inman/Harrington – 1; Strawberry Hill – 1; and Mid-Cambridge – 1.
- There have been a few thefts reported so far in 2024 where the operator left the vehicle unlocked in order to deliver a package or grab food. When the victim returned, the vehicle was gone.
- 12 of the 35 motor vehicles stolen in 2024 have been recovered to date.

## Percent Change

Last 4 Weeks

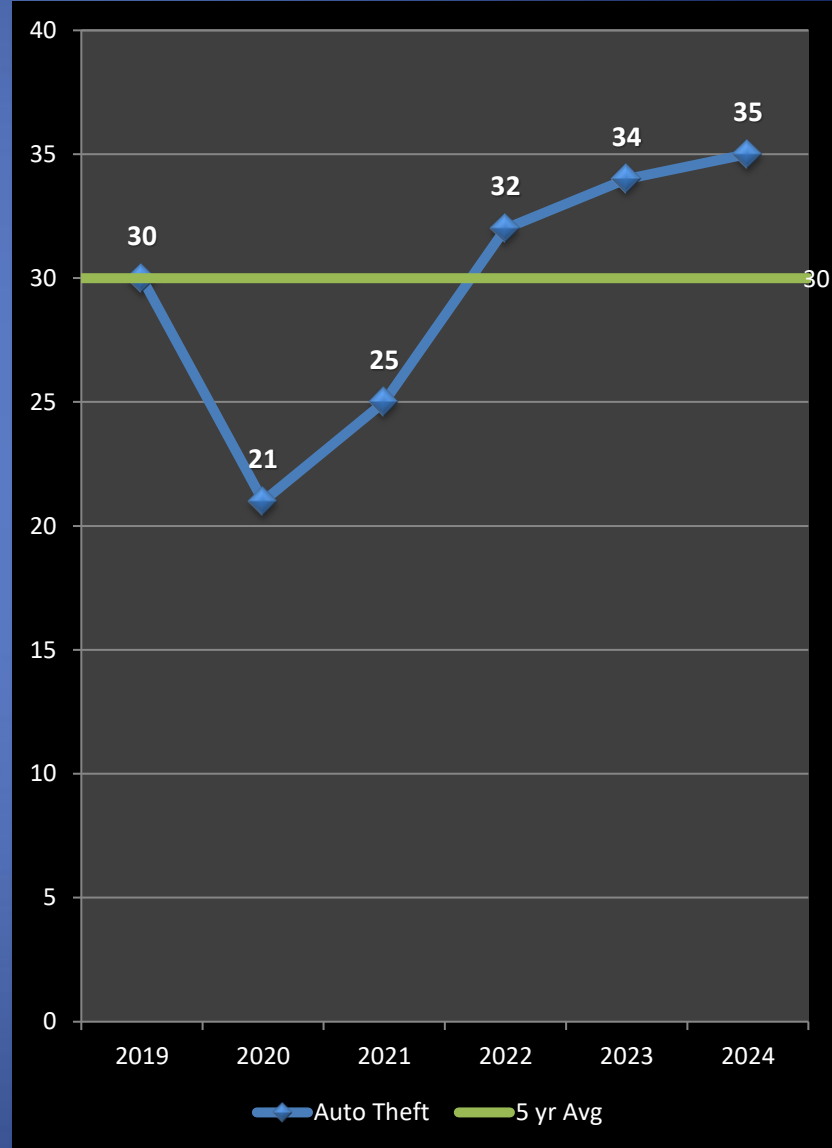
**+38%**

Previous Year

**+3%**

5-Year Average

**+17%**



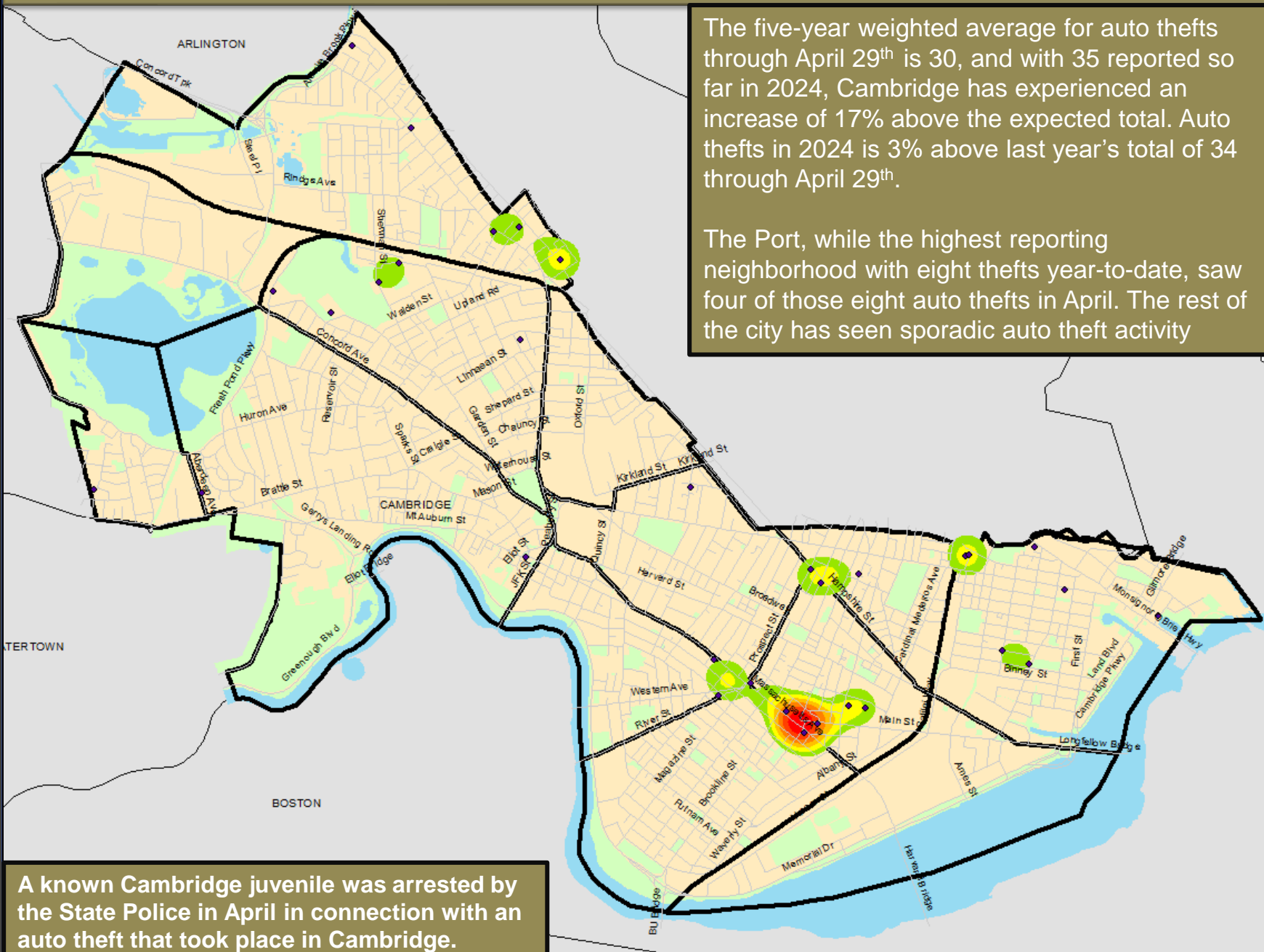




# Geographic Breakdown of Auto Thefts: 1.1.24 – 4.29.24

Cambridge Police BridgeStat

April 2024



The five-year weighted average for auto thefts through April 29<sup>th</sup> is 30, and with 35 reported so far in 2024, Cambridge has experienced an increase of 17% above the expected total. Auto thefts in 2024 is 3% above last year's total of 34 through April 29<sup>th</sup>.

The Port, while the highest reporting neighborhood with eight thefts year-to-date, saw four of those eight auto thefts in April. The rest of the city has seen sporadic auto theft activity

A known Cambridge juvenile was arrested by the State Police in April in connection with an auto theft that took place in Cambridge.



# Help Prevent Crime

*And keep yourself informed!*

## To receive information from the CPD:

- Sign up with for the **Cambridge Alert Network**, to receive alerts about emerging crime patterns, neighborhood meetings, and crime prevention tips, by visiting [www.CambridgeMa.gov/AlertNetwork](http://www.CambridgeMa.gov/AlertNetwork).
- “Like” the Cambridge Police Department on Facebook at [www.facebook.com/CambridgePolice](http://www.facebook.com/CambridgePolice)
- Follow [@CambridgePolice](https://twitter.com/CambridgePolice) on Twitter.
- Visit our website at [www.CambridgePolice.org](http://www.CambridgePolice.org) for valuable information and reports including the Daily Log and BridgeStat, which is published on the first Friday of every month.
- Download our “MyPD” smartphone app at [www.CambridgePolice.org/MyPD](http://www.CambridgePolice.org/MyPD).

## To Share Information with the CPD:

- Call our Non-Emergency Telephone Number at **617-349-3300**.
  - Every call for service generates a police response, so help drive our resources by reporting things that seem suspicious or out of the ordinary.
- Send an Anonymous TEXT-A-TIP:
  - Send an ANONYMOUS text message to **Tip411 (847411)**. Begin your message with Tip650 and then type your message. You will receive a response from the Cambridge Police with the option to continue communicating. Please remember that this is not a replacement for 9-1-1. **If you witness an emergency situation, please call 9-1-1 immediately.**
- Send an Anonymous Crime Tip E-Mail at [www.CambridgePolice.org/Tips](http://www.CambridgePolice.org/Tips)