

Where Does Your Water Come From?

Reservoirs

The Cambridge Water System extends across four towns and includes four bodies of water. The Hobbs Brook Upper Reservoir flows into the Hobbs Brook Lower Reservoir and connects with the Stony Brook Reservoir. The water flows from there to the Fresh Pond Reservoir through an underground aqueduct. The Stony Brook Reservoir watershed extends from Weston north into the Town of Lincoln. The watershed for the Hobbs Brook Reservoirs includes areas of Waltham, Lexington and Lincoln. The watershed for the Fresh Pond Reservoir is completely within the City of Cambridge. Storm drainage modifications were implemented to divert street runoff away from Fresh Pond Reservoir. The contributing watershed area is the first step in a multi-barrier program to protect our drinking water. The combined capacity of the Hobbs Brook and Stony Brook reservoir system is 3.1 billion gallons; an additional 1.3 billion gallons of water is stored in Fresh Pond Reservoir. Our water supply is backed up by interconnections to the Massachusetts Water Resources Authority (MWRA) system. For a more detailed map of our water sources and their protection areas please visit cambridgema.gov/cwd

Watershed Protection

As part of our ongoing commitment to protecting the source water, we participated with the Massachusetts Department of Environmental Protection (MassDEP) in preparing a Source Water Assessment Program (SWAP) Report completed in 2003. The SWAP Report assesses the susceptibility of our public water supply and notes the key land use and protection issues, including: Zone A Land Uses, Residential Land Uses, Transportation

Corridors, Hazardous Material Storage and Use, and Presence of Oil or Hazardous Materials Contamination Sites. A copy of the Cambridge SWAP Report can be found on the MassDEP website at www.mass.gov/eea/docs/dep/water/drinking/swap/nero/3049000.pdf or at the Cambridge Water Department.

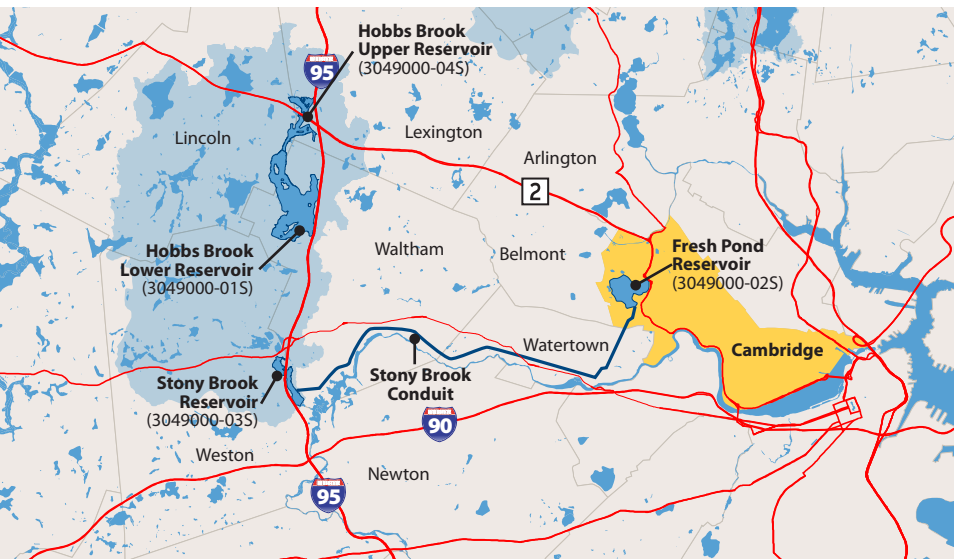
Because of the developed nature and types of land uses within the Cambridge watershed, our source waters are considered as having “high” susceptibility to contamination. Susceptibility is a measure of a water supply’s *potential* to become contaminated due to land uses and activities within its recharge (watershed) area. If a source is susceptible to contamination, it does not necessarily mean the source has poor water quality. The Cambridge Water Department has taken the following actions to minimize contamination threats to our water supply:

- ◆ Work cooperatively with watershed towns on emergency response and storm water management
- ◆ Placed spill kits at strategic points within the watershed
- ◆ Actively monitor source water quality throughout the watersheds, using the data to target source protection
- ◆ Work cooperatively with businesses in the watersheds to encourage source protection
- ◆ Adopted the Fresh Pond Master Plan, which includes long-term protection measures for the Fresh Pond Reservation
- ◆ Dedicated staff resources to inspections, public education, and coordination of source protection efforts

In 2011, the Watershed Division of the Cambridge Water Department updated its comprehensive Source Water Protection Program. The major components of the program to ensure a continuous supply of high quality water include:

1. **Extensive monitoring** – sampling and analysis of water chemistry
2. **Hazardous materials emergency response planning** – to reduce the potential for contamination in the watershed
3. **Partnership development** – relationship-building with other parties in the watershed with common goals
4. **Proactive site review and monitoring** – to minimize potential impacts on the watershed from construction
5. **Stormwater management** – insuring that Best Management Practices are implemented
6. **Community outreach** – public relations and education

For questions about our source water and our protection efforts, please contact David Kaplan, Watershed Manager, at dkaplan@cambridgema.gov or 617-349-4799.



10 things you can do to protect your water supply

- ◆ Reduce the amount of trash you create – reuse containers, recycle plastics, aluminum, and glass
- ◆ Do not litter—and yes, this includes cigarette butts
- ◆ Wash your car at a commercial car wash where wastewater is treated
- ◆ Dispose of waste oil properly, never in drains or on the ground
- ◆ Check your car for oil leaks – repair leaks quickly
- ◆ Plant drought-tolerant native plants in your yard, in place of grass
- ◆ Apply pesticides and fertilizers minimally and properly
- ◆ If you walk your pet near the reservoir be sure to pick up after their waste
- ◆ Do not flush old medication
- ◆ Use alternative deicers such as calcium magnesium acetate, and avoid table or rock salt
- ◆ Spread the word – be a water advocate!



Cambridge Water Department
250 Fresh Pond Parkway
Cambridge, MA 02138

Presorted
Standard
US Postage
Paid
Boston, MA
Permit No. 97

ECRWSS

ECRWSS
Postal Customer
Cambridge, MA

 Find us on
Facebook

 Follow us:
twitter.com/CambWaterDept

 or on the web at cambridgema.gov/water

Join Us for Fresh Pond Day Saturday, May 30!

Celebrate the land, water, wildlife and people that make the Fresh Pond Reservation in Cambridge a unique and vital place. Events for all ages from 11 am to 3 pm! Get your sun-boogie on: rain cancels. Visit our website for more information regarding Fresh Pond Day activities: cambridgema.gov/freshpondday



Want to learn more?

Walter J. Sullivan Water Purification Facility

Tour: Timothy MacDonald, Director of Water Operations, leads tours of the City's beautiful treatment facility. Tours are scheduled for June 1, July 13, August 3, September 14, October 5, and November 2. Find out how water that falls as rain in the suburbs 10 miles west of Cambridge is transported to Fresh Pond and then tested, treated and delivered to the city.

Wake up and Weed!

Join the Water Department's weed-warrior crew and help keep invasive plants at bay on Thursdays from 10 am-noon. Contact the Watershed Office by phone at 617-349-6489 or fpr@cambridgema.gov for more information.

For a full list of events, click on the calendar of events at cambridgema.gov/water

Get involved!

Volunteer at the Fresh Pond Reservation:

Contact the Watershed Office by phone at 617-349-6489 or fpr@cambridgema.gov and visit cambridgema.gov/water for more information.

Become a Friend of Fresh Pond Reservation:

friendsoffreshpond.org

Join us for a Water Board Meeting:

Meetings are usually held on the 2nd Wednesday of each month, from 5-6:30 pm at the Walter J. Sullivan Water Purification Facility at 250 Fresh Pond Parkway. For more information about dates of upcoming meetings and to review minutes from previous meetings please visit the Water Department's website, cambridgema.gov/water

This report contains very important information about your drinking water. Please translate it, or speak with someone who understands it.

Este informe contiene información muy importante acerca de su agua potable. Pídale a alguien que traduzca esta información a usted o hablar con alguien que entiende esta información.

本报告含有关于您所在社区的水质的重要信息。请您找人翻译一下或请能看懂这份报告的朋友给您解释一下。

Ce rapport contient des renseignements très importants sur votre eau potable. Demander à quelqu'un pour traduire cette information à vous ou à parler avec quelqu'un qui comprend cette information.



Drinking Water Quality Report

2014

To our Customers,

We are pleased to provide this report covering information about the drinking water supplied by the Cambridge Water Department in 2014. The report provides details about where your water comes from, how it is treated, the quality of the water you receive, and how Cambridge water meets and exceeds all state and federal drinking water standards.

In the same way we use the latest technology to treat our water, the Cambridge Water Department is continuously updating our means of sharing information with our community via social media. In addition to our website, we now have active Facebook and Twitter accounts to communicate water main shut downs, breaks and leaks as well as outreach and volunteering activities. Check out our website to find links to Twitter and Facebook: cambridgema.gov/water

I encourage you to contact the Water Department with questions, comments or suggestions about any aspect of the City of Cambridge's drinking water.

Sincerely, Sam Corda
Managing Director, Cambridge Water Department
(617) 349-4770

Fresh Pond Reservoir is aerated in the evenings (to be energy efficient) to promote circulation and improve water quality.

City of Cambridge Water Department

Distributed May 2015 PWS ID # 3049000

24-Hour Emergency Customer
Service: 617-349-4770



How Do We Treat Your Water?

The source waters of the Cambridge reservoir system undergo extensive treatment at the Walter J. Sullivan Water Purification Facility at Fresh Pond Reservation before drinking water is delivered to your home or business. The water is treated to exceed all state and federal drinking water standards.

(1) Pretreatment: The first steps in the treatment process combine preoxidation with ozone, coagulation and dissolved air flotation (DAF) to remove manganese, natural color, sediment and particles, algae, protozoa, viruses and bacteria.


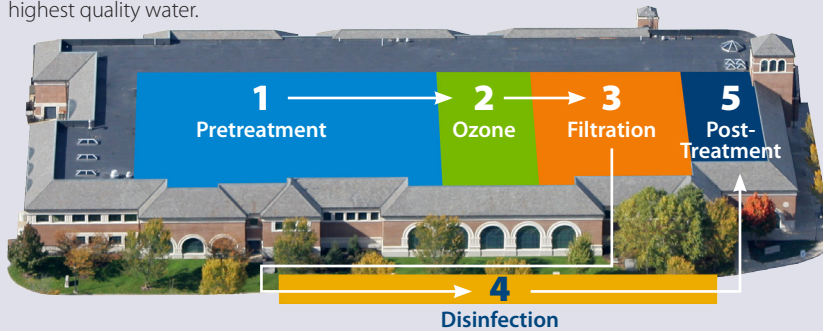
(2) Ozone: Fine bubbles of ozone are dissolved into the water to kill bacteria, viruses, and protozoa.

(3) Filtration: The water passes through granular activated carbon (GAC) to remove organic compounds. Filtration also acts as a “polishing step” to remove additional particles, color and protozoa.

(4) Disinfection: Chlorine is used to provide the second step of disinfection for redundancy in the overall process and monochloramine is added to maintain a disinfectant residual throughout the distribution system.

(5) Post Treatment: The pH of the water is adjusted for corrosion control and fluoride is added for dental health.

The Cambridge Water Department’s state-certified laboratory continuously monitors the effectiveness of the treatment process and makes adjustments to the treatment to ensure the highest quality water.



Let Our “High-Read” Notification Program Help You Find Leaks and Save Money

The Cambridge Water Department’s “High-Read” notification program contacts property owners soon after we detect a situation of unusually high water usage. Speedy notification allows property owners to quickly repair any leaks and minimize charges to your Water and Sewer Bill. In 2014, we issued approximately 1,000 “High-Read” notifications to our customers. The Cambridge Water Department can also provide you with a Toilet Leak Detection Kit with instructions on how to perform a simple test that may save you money and save water.

We need property owners to update their contact information so the Water Department can notify you as soon as a “High-Read” is detected. Please call Brian McCoy at 617-349-4737 or email him at HighReads@cambridgema.gov with your name, account number, phone number, mailing address, and email address.

Working with the MWRA for Project Success

Starting in September 2013 and continuing until June 2014, your drinking water was supplied by both the Cambridge Water Department and the Massachusetts Water Resources Authority (MWRA). We collaborated on two projects important to both the City of Cambridge and the MWRA: the MWRA pipeline upgrade in Waltham (completed in September 2013) and sewer separation on Huron Avenue in Cambridge (ongoing). Both projects were adjacent to Cambridge water supply pipelines, and we carefully planned the work with MWRA to allow for the continued supply of high quality drinking water to our customers. The City and the MWRA work closely together and coordinate projects that are mutually beneficial for both systems, so it is anticipated that partial supply of drinking water by the MWRA may occur in the future.

For additional information on the MWRA pipeline upgrade project: www.mwra.com/01news/2013/051313-7022-waltham-watertown.html

For additional information on the Huron Avenue sewer separation project: cambridgema.gov/theworks/cityprojects.aspx

The MWRA (PWS# 6000000) supplies wholesale water to local water departments in 48 cities and towns in greater Boston and MetroWest, and three in Western Massachusetts. MWRA water comes from the Quabbin Reservoir, about 65 miles west of Boston, and the Wachusett Reservoir, about 35 miles west of Boston. The reservoirs provide about 200 million gallons of high quality water to consumers each day. For the full MWRA Water Quality Report that includes test results for 2014 and other important information about your tap water follow this link: www.mwra.com/wqr/2014/metro.pdf

If you would like to learn more about MWRA activities and projects, or about MWRA meetings that are open to the public, please visit the website at www.mwra.com or call 617-242-5323.



New 30-inch water main installed on Huron Ave

Regulated Compounds							
Compound	Units	Highest Level Found	Range of Detections (low - high)	Highest Level Allowed (MCL or MRDL)	Ideal Goal (MCLG or MRDLG)	Violation	How it gets in the water
Barium	ppb	38	38	2,000	2,000	NO	Erosion of natural deposits
Chlorine (as monochloramine)	ppm	2.67 ⁽¹⁾	0.42 - 3.8 ⁽²⁾	4	4	NO	Water disinfectant
Copper ⁽³⁾	ppb	41	2 - 49 (no homes exceeded the AL)	AL = 1,300	0	NO	Corrosion of household plumbing systems
Fluoride	ppm	1.28	0.81 - 1.28	4	4	NO	Added to water to promote strong teeth
Lead ⁽³⁾	ppb	5	0 - 9 (no homes exceeded the AL)	AL = 15	0	NO	Corrosion of household plumbing systems
Nitrate as Nitrogen	ppb	860	220 - 860	10,000	10,000	NO	Runoff from fertilizer use
Nitrite as Nitrogen	ppb	690	2 - 690	1,000	1,000	NO	Runoff from fertilizer use
Total Coliform	%	0	0	5	0	NO	Naturally present in the environment
Total Haloacetic Acids	ppb	9.2 ⁽¹⁾	1.5 - 17 ⁽²⁾	60 ⁽⁵⁾	0	NO	Byproduct of water disinfection
Total Trihalomethanes ⁽⁴⁾	ppb	9.6 ⁽¹⁾	3.1 - 21.8 ⁽²⁾	80 ⁽⁵⁾	0	NO	Byproduct of water disinfection
Turbidity ⁽⁶⁾	NTU	0.143	0.02 - 0.143	TT = 0.3 NTU	N/A	NO	Suspended matter from soil runoff

Secondary Compounds							
Aluminum	ppb	10	10	50	-	NO	Erosion of natural mineral deposits
Arsenic	ppb	0.6	0.6	10	0	NO	Erosion of natural deposits
Calcium	ppm	21	21	-	-	NO	Naturally occurring minerals
Chloride	ppm	152	152	500	-	NO	Erosion of natural mineral deposits
Magnesium	ppm	4.7	4.7	-	-	NO	Naturally occurring minerals
Manganese	ppb	4.5	4.5	50	-	NO	Naturally occurring minerals
Selenium	ppb	1	1	50	0	NO	Naturally occurring minerals
Sodium	ppm	88	88	20 ⁽⁷⁾	N/A	NO	Road salt
Sulfate	ppm	26.6	26.6	250	-	NO	Erosion of natural mineral deposits
Total Dissolved Solids	ppm	346	346	500	-	NO	Naturally occurring minerals

Notes							
1: Highest level detected is based on average of four quarterly samples.							
2: Highest value in range is based on individual samples, rather than averages.							
3: The Action Level (AL) and the highest level found are based on the 90th percentile of the samples. Most recent lead and copper results were obtained in 2014.							
4: No other volatile organic compounds (VOCs) were detected other than trihalomethanes.							
5: Highest level allowed (MCL) for this substance is based on the average of four quarterly samples.							
6: TT= Treatment Technique: Turbidity is a measure of treatment performance and is regulated as a treatment technique. 100% of samples met the TT requirement.							
7: An 8 ounce glass of Cambridge water contains approximately 21 milligrams of sodium, well within the FDA's "very low sodium" category.							

Unregulated Compounds				
Compound	Units	Average Level Found	Range of Detections (low - high)	How it gets in the water
Chlorate	ppb	268	230 - 300	Result of industrial activities or from naturally occurring sources
Chromium	ppt	150	ND - 340	Occurs naturally in the environment in minerals
Hexavalent Chromium (Dissolved)	ppt	64	56-73	Erosion of natural deposits
Strontium	ppb	158	140 - 180	Byproduct of water disinfection

Unregulated contaminants are those that do not have a drinking water standard set by US Environmental Protection Agency. The purpose of monitoring for these contaminants is to help US EPA decide whether the contaminants should have a standard in the future.

Terms & Abbreviations

AL: Action Level – The concentration of a contaminant that, if exceeded, triggers treatment or other requirements, which a water system must follow.

MCL: Maximum Contaminant Level – The highest level of a contaminant that is allowed in drinking water. MCLs are set as close to the MCLGs as feasible using the best available treatment technology.

MCLG: Maximum Contaminant Level Goal – The level of a contaminant in drinking water below which there is no known or expected risk to health. MCLGs allow for a margin of safety.

MRDL: Maximum Residual Disinfectant Level – The highest level of a disinfectant allowed in drinking water. There is convincing evidence that addition of a disinfectant is necessary for control of microbial contaminants.

MRDLG: Maximum Residual Disinfectant Level Goal – The level of a drinking water disinfectant below which there is no known or expected risk to health. MRDLGs do not reflect the benefits of the use of disinfectants to control microbial contaminants.

N/A: Not Available. An ideal goal has not been established by EPA or MassDEP for this compound.

ND: Not Detected

NTU: Nephelometric Turbidity Unit – A measure of the turbidity (or clarity) of water. We monitor it because it is a good indicator of the effectiveness of our filtration system.

pci/L: Picocuries per liter. A measure of radiation.

ppb: Parts per Billion or micrograms per liter (ug/L)

ppm: Parts per Million or milligrams per liter (mg/L)

ppt: Parts per Trillion or nanograms per liter (ng/L)

TT: Treatment Technique – A required process intended to reduce the level of a contaminant in drinking water. Turbidity is a measure of treatment performance and is regulated as a treatment technique. 95% of our turbidity readings each month must be below 0.3 NTU.

90th Percentile: 9 out of every 10 homes were at or below this level.

2014 Water Department Accomplishments

- Provided dozens of school programs, tours, and open houses, as well as presentations to colleges and universities and international visitors.
- Continued our energy savings measures at the Sullivan Water Purification Facility in concert with the City to help achieve our Green Communities Act goals, including planning for solar panels at the Water Purification Facility and finished water pump replacement for energy improvements.
- Rehabilitated more than 12,000 feet of water main and removed 12,000 feet of old cast iron pipe that was not being used.
- Replaced lead water services and 222 distribution system valves.
- Maintained a 99.9% in-service rating for fire hydrants.
- Coordinated the 7th annual Fresh Pond Reservation Day.
- Performed more than 62,000 water quality tests. That averages 170 tests every day!
- Provided real-time information to our customers, through increased usage of the Cambridge Water Department's website and social media via Facebook and Twitter.

Important Information from EPA & MassDEP about Sources of Drinking Water and Drinking Water Contaminants

Sources of drinking water (both tap water and bottled water) include rivers, lakes, streams, ponds, reservoirs, springs, and wells. As water travels over the surface of the land or through the ground, it dissolves naturally-occurring minerals and, in some cases, radioactive material, and can pick up substances resulting from the presence of animals or from human activity.

Contaminants that may be present in source water include:

- ◆ Microbial contaminants, such as viruses and bacteria, may come from sewage treatment plants, septic systems, agricultural livestock operations, and wildlife.
- ◆ Inorganic contaminants, such as salts and metals, can be naturally-occurring or result from urban storm water runoff, industrial, or domestic wastewater discharges, oil and gas production, mining, and farming.
- ◆ Pesticides and herbicides may come from a variety of sources such as agriculture, urban storm water runoff, and residential uses.
- ◆ Organic chemical contaminants include synthetic and volatile organic chemicals that are by-products of industrial processes and petroleum production, and can also come from gas stations, urban storm water runoff, and septic systems.
- ◆ Radioactive contaminants can be naturally occurring or be the result of oil and gas production, and mining activities.

In order to ensure that tap water is safe to drink, MassDEP and US EPA prescribe regulations that limit the amount of certain contaminants in water provided by public water systems. FDA and the Massachusetts Department of Public Health regulations establish limits for contaminants in bottled water that must provide the same protection for public health.

Drinking water, including bottled water, may reasonably be expected to contain at least small amounts of some contamination. The presence of contaminants does not necessarily indicate that water poses a health risk. More information about contaminants and potential health effects can be obtained by calling the EPA's Safe Drinking Water Hotline: 800-426-4791.

Some people may be more vulnerable to contaminants in drinking water than the general population. Immuno-compromised persons such as persons with cancer undergoing chemotherapy, persons who have undergone organ transplants, people with HIV/AIDS or other immune system disorders, some elderly, and infants can be particularly at risk from infections. These people should seek advice from their health care providers. EPA/CDC guidelines on appropriate means to lessen the risk of infection by Cryptosporidium and other microbial contaminants are available from the Safe Drinking Water Hotline: 800-426-4791.

If present, elevated levels of lead can cause serious health problems, especially for pregnant women and young children. Lead in drinking water is primarily from materials

and components associated with service lines and home plumbing. The Cambridge Water Department is responsible for providing high quality drinking water, but cannot control the variety of materials used in plumbing components. When your water has been sitting for several hours, you can minimize the potential for lead exposure by flushing your tap for 30 seconds to 2 minutes before using water for drinking or cooking. If you are concerned about lead in your water, you may wish to have your water tested for free. Information on lead in drinking water, testing methods, and steps you can take to minimize exposure is available from the Safe Drinking Water Hotline or at www.epa.gov/safewater/lead. Home Lead Testing Kits are available at 250 Fresh Pond Parkway for Cambridge residents.

Cross Connection Information

A "cross connection" is a connection between a drinking water pipe and a polluted source. The pollution can come from your own home. For instance, you're going to spray fertilizer on your lawn. You hook up your hose to the sprayer that contains the fertilizer. If the water pressure drops (say, because of fire hydrant use in the City) when the hose is connected to the fertilizer, the fertilizer may be sucked back into the drinking water pipes through the hose. Over half of cross-connection incidents involve unprotected garden hoses.

Here are some simple steps that you can take to prevent cross-connection hazards:

- ◆ Never submerge a hose in soapy water buckets, pet watering containers, pools, tubs, sinks, drains, or chemicals.
- ◆ Install a hose bibb vacuum breaker on every threaded water fixture. This inexpensive device is available at most hardware stores and home-improvement centers, and the installation is as easy as attaching a garden hose to a spigot.
- ◆ Buy appliances and equipment that come with a built-in backflow preventer.

For additional information on cross connections and on the status of Cambridge's cross connection program, please contact John Blouin, Cross Connection Supervisor, at the Cambridge Water Department, 617-349-4025 or jblouin@cambridgema.gov

