



# Cambridge Police Department BridgeStat

January 2013

Produced by the Crime Analysis Unit



# Part I Total Crime

- Serious crime in Cambridge slipped downward by **16%** when compared with 2012, and when measured against the 5-year weighted average for this time frame, a **7% decline** has been recorded.
- Over the past 4 weeks for Part I crime, there has been a **12%** decline with 30 less incidents having been reported.
- As we start 2013, both violent and property crime recorded sizable decreases with all comparisons: 4 week, year-to-date and the 5-year average.

	<u>4 Week Snapshot</u>			<u>Year to Date</u>			<u>Five Year</u>	
	12/4 - 12/31	1/1 - 1/28	Change	2012	2013	Change	Avg	Change
Total Violent Crime	38	19	-50%	27	19	-30%	25	-24%
Total Property Crime	210	199	-5%	233	199	-15%	209	-5%
Total Part I Crime	248	218	-12%	260	218	-16%	234	-7%



# Part I Property Crime

Larceny from buildings **(+36%)** and from motor vehicles **(+24%)** were not enough to register an increase over 2012, as year to date we are **15%** below for total property crime. Burglary overall is down **33%** when compared to the 4 week snapshot and year to date.

	4 Week Snapshot				Year to Date				Five Year	
	12/4 - 12/31	1/1 - 1/28	Change		2012	2013	Change		Avg	Change
<b>Burglary</b>	<b>39</b>	<b>26</b>	<b>-33%</b>		<b>39</b>	<b>26</b>	<b>-33%</b>		<b>35</b>	<b>-26%</b>
Commercial Break	8	1	-88%		4	1	-75%		7	-86%
Housebreak	31	25	-19%		35	25	-29%		28	-11%
<b>Larceny</b>	<b>168</b>	<b>167</b>	<b>-1%</b>		<b>186</b>	<b>167</b>	<b>-10%</b>		<b>166</b>	<b>1%</b>
Larceny (Misc)	1	1	0%		2	1	-50%		1	0%
Larceny from Building	28	45	<b>61%</b>		33	45	<b>36%</b>		31	<b>45%</b>
Larceny from MV	41	56	<b>37%</b>		45	56	<b>24%</b>		50	<b>12%</b>
Larceny from Person	33	26	-21%		32	26	-19%		24	<b>8%</b>
Larceny from Residence	19	9	-53%		26	9	-65%		19	-53%
Larceny of Bicycle	5	8	<b>60%</b>		14	8	-43%		7	<b>14%</b>
Larceny of Plate	6	2	-67%		1	2	<b>100%</b>		2	0%
Larceny of Services	2	4	<b>100%</b>		2	4	<b>100%</b>		2	<b>100%</b>
Shoplifting	33	16	-52%		31	16	-48%		29	-45%
<b>Auto Theft</b>	<b>3</b>	<b>6</b>	<b>100%</b>		<b>8</b>	<b>6</b>	<b>-25%</b>		<b>8</b>	<b>-25%</b>
<b>Total Property Crime</b>	<b>210</b>	<b>199</b>	<b>-5%</b>		<b>233</b>	<b>199</b>	<b>-15%</b>		<b>209</b>	<b>-5%</b>



# Part I Violent Crime

- Both robbery (-30%) and aggravated assaults (-27%) have registered a notable decline when compared to 2012. Due to this, the overall total of violent crime is down 30% compared to 2012 and down 50% compared to the last 4 weeks.

	4 Week Snapshot				Year to Date				Five Year	
	12/4 - 12/31	1/1 - 1/28	Change		2012	2013	Change		Avg	Change
Homicide	0	0	IN-CALC		0	0	IN-CALC		0	IN-CALC
Rape	2	1	-50%		2	1	-50%		3	-67%
Robbery	11	7	-36%		10	7	-30%		7	0%
Commercial Robbery	0	1	IN-CALC		2	1	-50%		1	0%
Street Robbery	11	6	-45%		8	6	-25%		6	0%
Aggravated Assault	25	11	-56%		15	11	-27%		15	-27%
Total Violent Crime	38	19	-50%		27	19	-30%		25	-24%



# MURDER

*No Patterns*

- There were no murders recorded in Cambridge during January of 2013.
- Review of Cambridge murders over the past 2 years:** There had not been a murder in the City in over 20 months until the shooting of a 30-year old Cambridge resident near Central Square on March 12<sup>th</sup> of 2011. Over the final 6 weeks of 2011, there were 4 domestic homicides committed in Cambridge, including the tragic shooting of 3 family members on Grove Street on December 9<sup>th</sup>. With the suicide of the assailant in the Grove Street incident, and the subsequent arrest of the daughter in a domestic homicide on Elm Street on November 20<sup>th</sup>, only the March 12<sup>th</sup> shooting remains under investigation. The only murder in 2012 took place on Sunday, June 3<sup>rd</sup>, at approximately 8pm on Willow St in which 2 female victims ages 16 and 17 were shot by unknown suspects who drove by in a motor vehicle. Both victims were transported to the hospital where the 16-year-old victim was pronounced dead and the 17-year-old victim was critically injured. The investigation is ongoing.
- 27 of the 33 murders in Cambridge since 1995 have been cleared by arrest or by the suicide of the perpetrator, which translates to an 82% clearance rate.

Change\*

Last 4 Weeks

\*IN -CAL

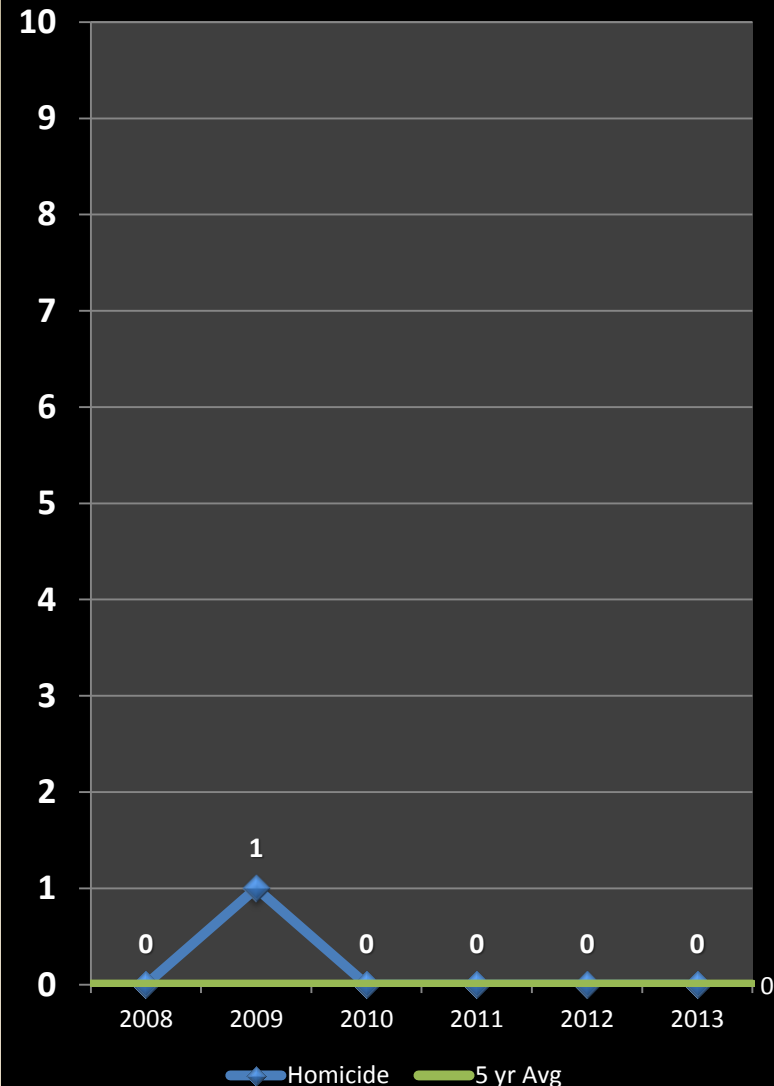
Previous Year

\*IN -CAL

5 Year Average

\*IN -CAL

\*IN -CAL: Percentages are not calculated for numbers so small as to present a statistically misleading percentage.





# RAPE

No Patterns

- Thus far in 2013 there has been 1 rape reported that occurred between acquaintances at a Cambridge hotel and remains under investigation.
- **Review of Rape for Cambridge in 2012:** The total number of rapes for Cambridge last year remained unchanged when compared with the previous year, with 23 incidents in both 2011 and 2012. **22 of the 23 rapes in Cambridge for 2012 were categorized as non-stranger incidents.** A blitz scenario rape in late April remains under investigation at the present time. A trend that we have been observing over the past few years is that 25% to 33% of the incidents involving domestic or supervisory positioned assailants as suspects are being reported long after the original date of the incident.

## Percent Change

Last 4 Weeks

-50%

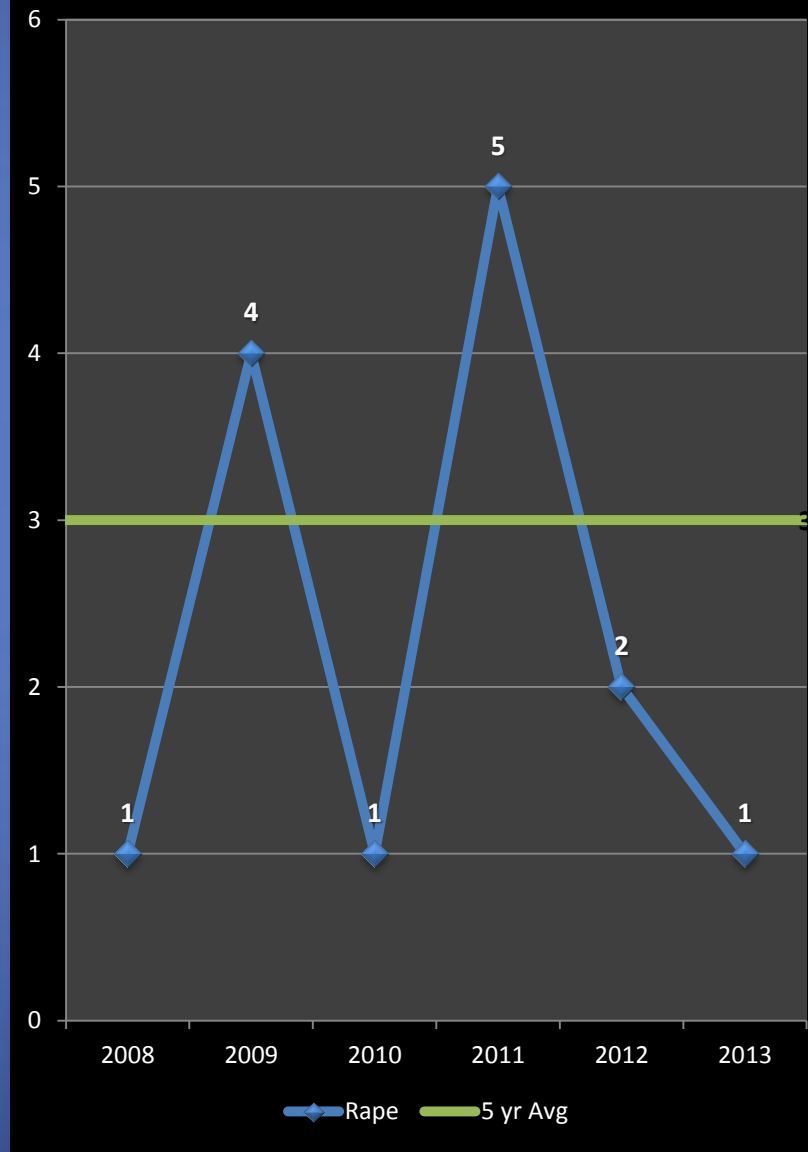
Previous Year

-50%

5 Year Average

-67%

\*IN -CAL: Percentages are not calculated for numbers so small as to present a statistically misleading percentage.







# AGGRAVATED ASSAULT

*No Patterns*

- When measuring this violent index crime against the 5-year average for the first month of this year and the total in 2012, there has been a **decrease of 27%, with 4 incidents** below the projected average of 15 assaults. There was a significant decrease of 56% in assaults over the last 4 weeks, with 14 incidents.
- 5 of the 11 aggravated assaults that were reported in January were categorized as domestic in nature. There have been 2 assaults against police officers as well. An arrest was made in 6 of the 11 aggravated assaults during this timeframe.

## Percent Change

Last 4 Weeks

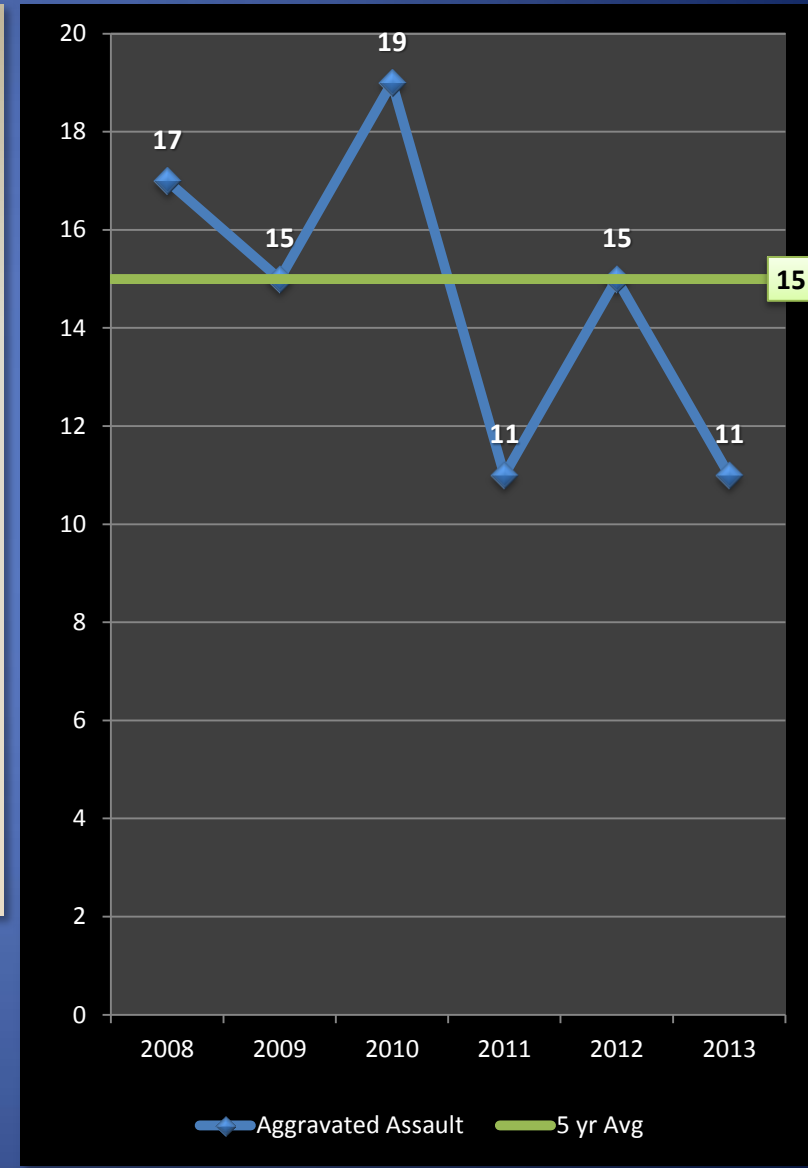
**-56%**

Previous Year

**-27%**

5 Year Average

**-27%**





# ROBBERY

*No Patterns*

- The 5-year average for overall robbery in Cambridge for the first month of the year is 7 incidents and from January 1<sup>st</sup> to the 28<sup>th</sup> of this month, 7 robberies were recorded which is in line with the projected total. Compared to the first month of 2012, there were 3 less robberies registering a 30% decrease.
- Thus far in 2013 there has been 1 commercial robbery and 6 street robberies. The commercial robbery took place during a shoplifting at the mall in which the arrestee pulled a knife on loss prevention. Arrests were made in 4 of the 7 incidents.
- As noted in the community advisory that was released by the department, 2 females in different parts of the city were robbed at what appeared to be knifepoint within weeks. There has not been a similar robbery since the alert was published.

## Percent Change

Last 4 Weeks

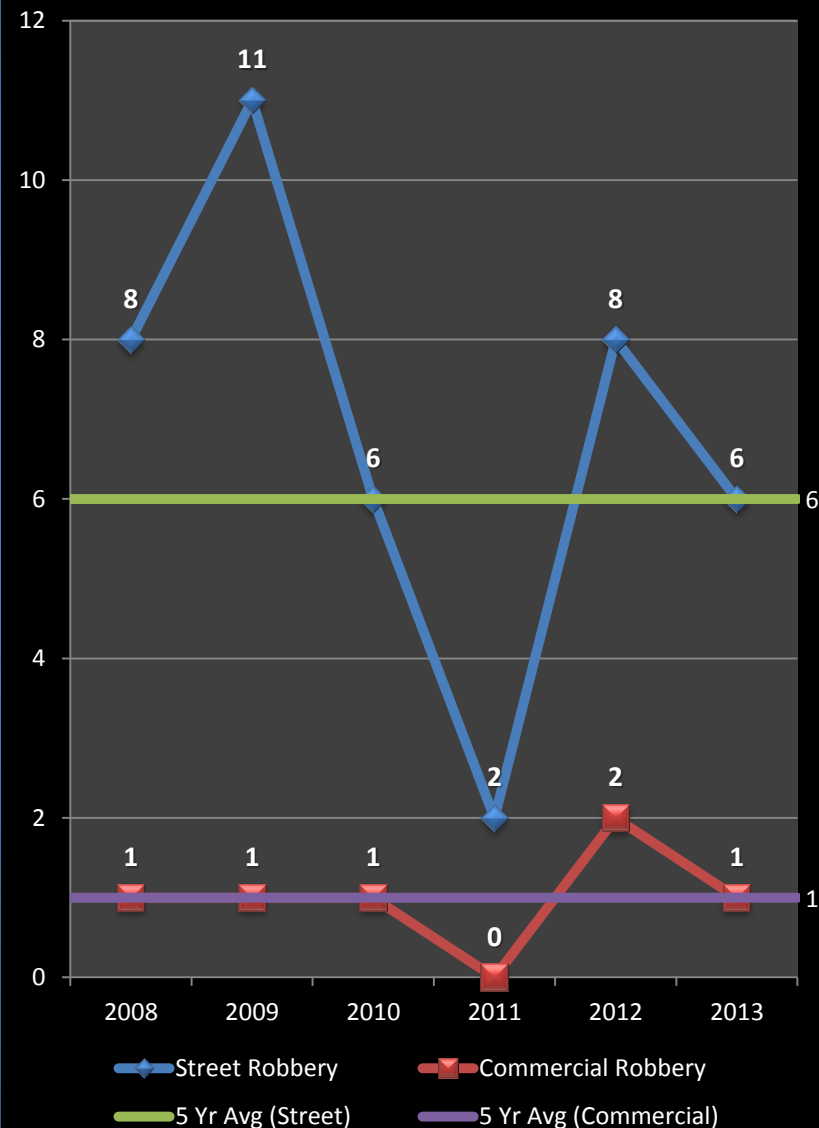
**-36%**

Previous Year

**-30%**

5 Year Average

**0%**







# Burglary

*No Patterns*

- Total burglary, the combination of residential and commercial burglary, is down 26% when compared to the 5-year average, with 9 less incidents from the projected total of 35 crimes, and down 33% when compared with last year's total with 13 fewer burglaries counted. When comparing this property crime with December of 2012, a 33% decrease was registered as well.
- Commercial burglary has dropped 75% when compared with 2012, with 3 fewer incidents counted, and has dropped 86% when measured against the 5-year average.
- Analysis of housebreak activity in Cambridge in January of 2013 indicates that approximately 75% of all the housebreaks have been clustered south of Harvard Square down to Kendall Sq. A suspect was caught on surveillance on Western Ave. and is believed to be responsible for 2 breaks in Riverside.

## Percent Change

Last 4 Weeks

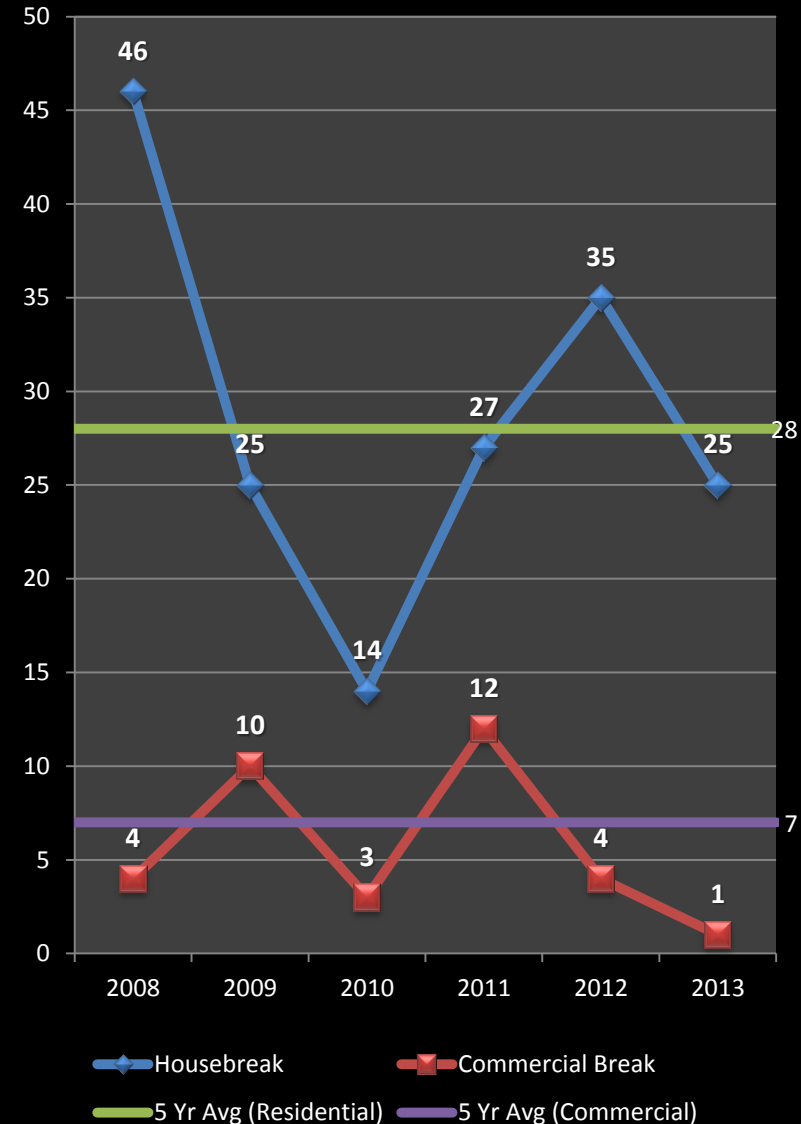
Previous Year

5 Year Average

**-33%**

**-33%**

**-26%**





# LARCENY

## Patterns

- Overall, **larceny decreased by 10%** when compared with 2012 and is up slightly (1%) when measured against the 5-year weighted average.
- The increase in **larceny from motor vehicles (+24%)** can be attributed to a pattern in Mid-Cambridge. 2 people were arrested in connection with separate larcenies.
- Larcenies from persons citywide declined 19% over the same time period in 2012. **However, this crime type is up 8% when compared to the 5-year average.** The majority of these thefts (42%) took place in Harvard Sq from restaurants, bars and cafes. Harvard University PD made an arrest on 1/30 of a suspect that may be responsible for others in the Square.
- Larcenies from building are up 36% over 2012** with an additional 12 incidents reported. This is due to an increased number of locker room thefts and thefts from schools. A Quincy resident was arrested in early January in connection with 3 locker thefts in December and 5 in January. A suspect in a number of the school larcenies has been identified as well.
- In 2013 there have been 8 bike thefts registering a 43% decline over 2012.

## Percent Change

Last 4 Weeks

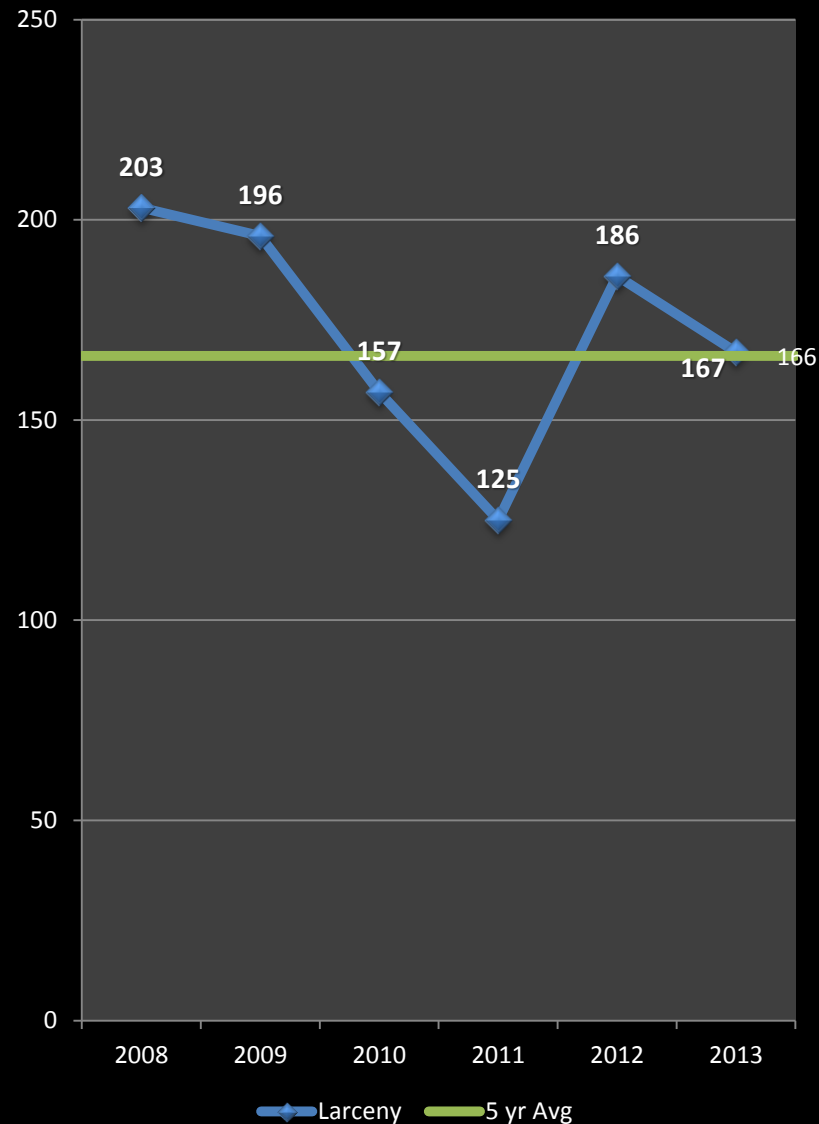
**-1%**

Previous Year

**-10%**

5 Year Average

**1%**





# LARCENY: *from MV*

## *Patterns*

### Percent Change

Last 4 Weeks

**+37%**

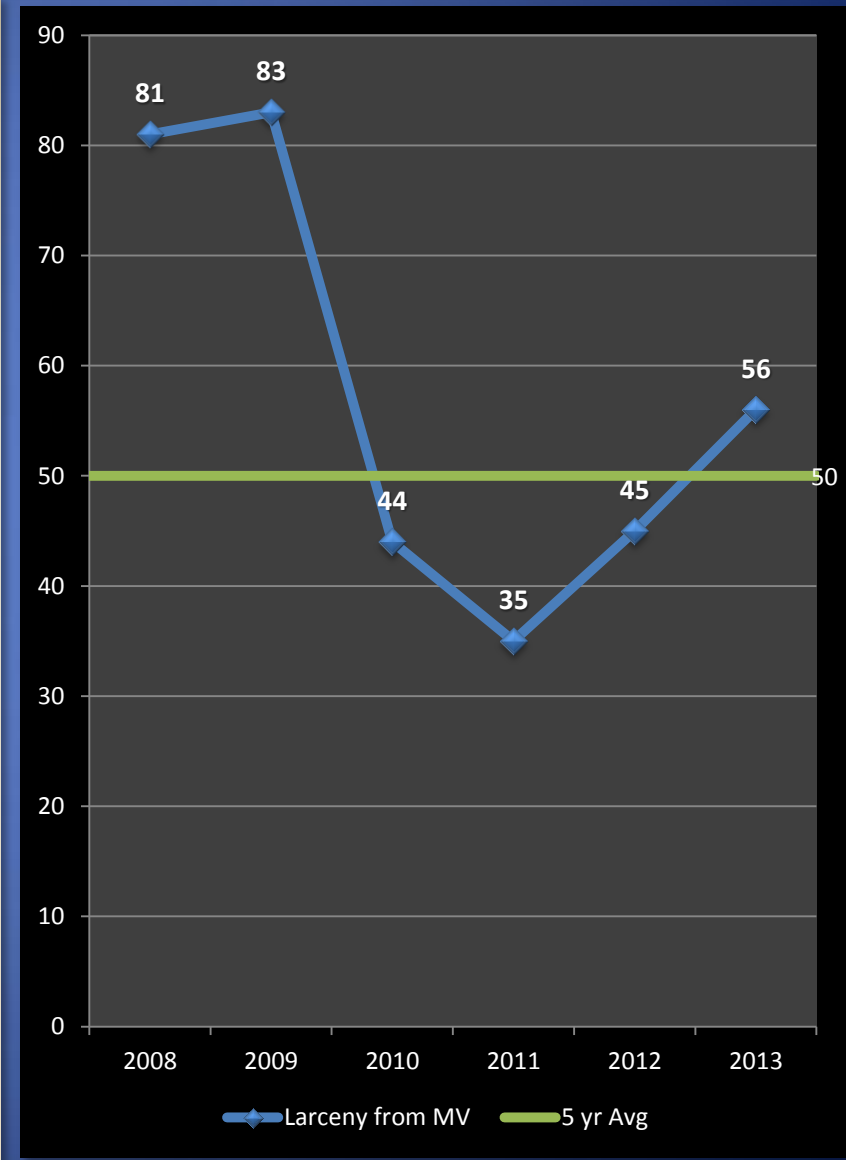
Previous Year

**+24%**

5 Year Average

**+12%**

- Larcenies from MVs **are up 24%** when compared with 2012, with 11 additional thefts recorded. Larcenies from motor vehicles have increased **12%** when compared with the 5-year average, with **6 incidents above** the norm for 2013. When measured against the previous 4 weeks, thefts from MVs rose by 37% with 15 more incidents than in December of 2012.
- The majority of this increase can be attributed to a pattern in Mid-Cambridge which accounted for 27% of the larcenies during January. 2 arrests were made: a juvenile was recognized from a description at a break and was believed to have committed the crimes prior to the start of school. The juvenile was arrested for a bike larceny nearby and the early morning LMVs also stopped. On 1/24/13 a Somerville resident was arrested for LMVs as well when a neighbor called the police and he was stopped in the act.
- The area of West Cambridge in close proximity to the 100 to 200 blocks of Mt. Auburn and Brattle Streets has also seen a number of breaks.



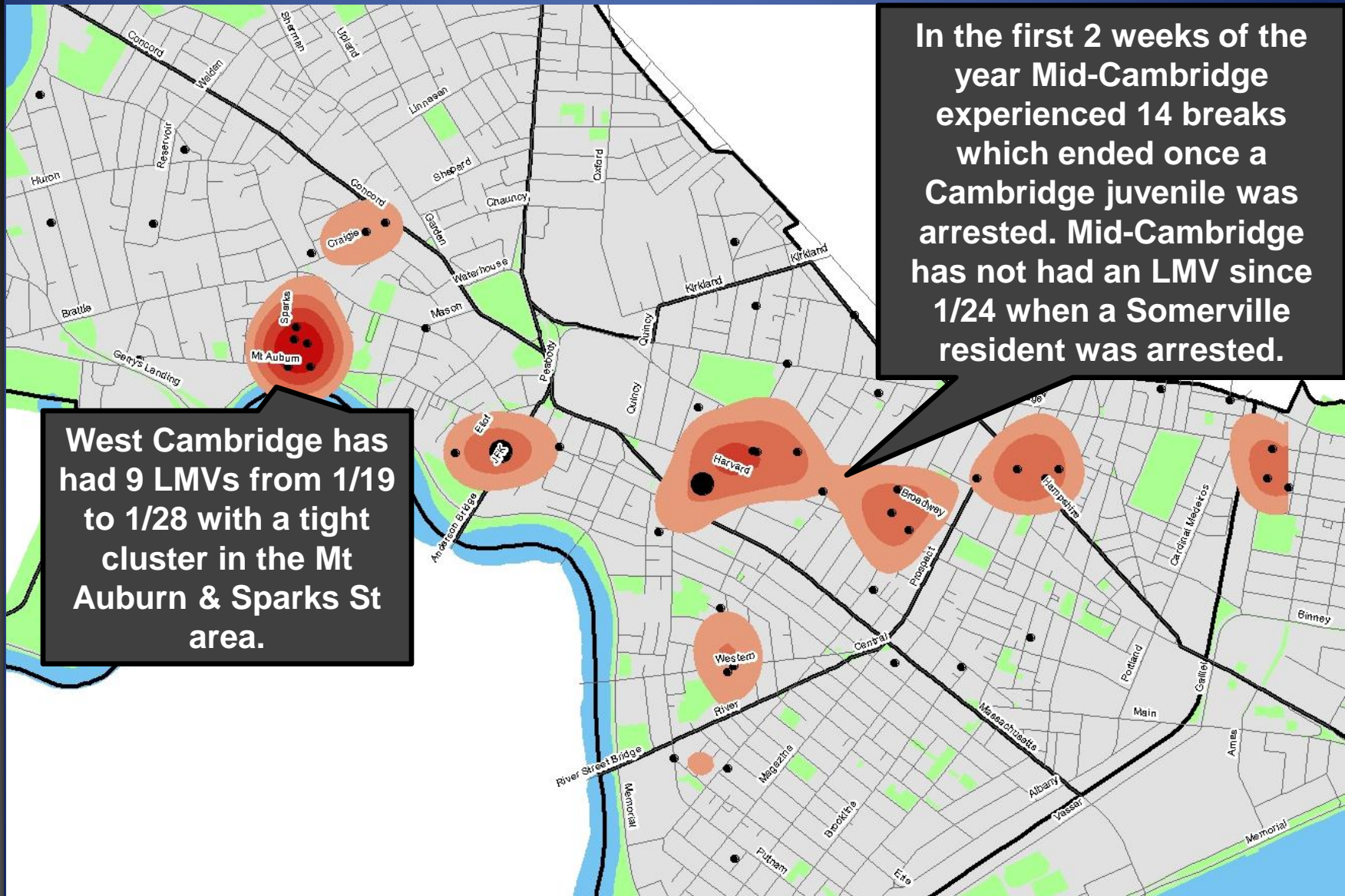




# LARCENY from MV Activity 1/1/13-1/28/13

Cambridge Police BridgeStat

January  
2013





# Larceny from Motor Vehicles

## *What can we do?*

### Police Response Strategy:

- Cambridge Police are focused on prevention of these crimes by increasing officer visibility in targeted areas.
- Citizens are encouraged to take the proper precautions to protect their vehicles and their belongings by doing everything possible to not make their vehicles easy targets.
- **Please report ALL crimes.** Even if a small amount of spare change is taken, reporting this information allows police to track patterns when/where they are occurring.



### Citizen Response Strategy:

- Citizens are asked to take the following precautions to protect themselves, their vehicles, and their belongings from theft:
  - **Make sure all of your car doors are locked when you leave your vehicle.**
  - **Take extra care when out doing your shopping.**
  - **If you are approached by a suspicious person while you are in your vehicle, sound your horn to attract attention.**
  - **NEVER LEAVE VALUABLES EXPOSED IN YOUR CAR.**
    - **If you must leave packages or valuables in your car, place them in the trunk or under a blanket to conceal them**
- Visit our website for more tips to keep your vehicles and belongings at [www.CambridgePolice.org/SafetyTips](http://www.CambridgePolice.org/SafetyTips)



# LARCENY: *from Person*

*No patterns*

- When compared to 2012, larcenies from persons are down 19%. The 5-year average for this larceny type averages around 24 incidents through January. With 26 recorded incidents thus far, we are experiencing an 8% increase over the projected total.
- The majority of these thefts (42%) took place in Harvard Sq from restaurants, bars and cafes. 9 of the 11 took place on weekends and 2 different restaurants were each hit 3 times.
- Another 31% took place in Central Sq mostly on Thursday and weekends in the later afternoon hours.
- No arrests were made by Cambridge Police during this time however Harvard University PD made an arrest on 1/30 of a suspect that may be responsible for others in Harvard Square.

## Percent Change

Last 4 Weeks

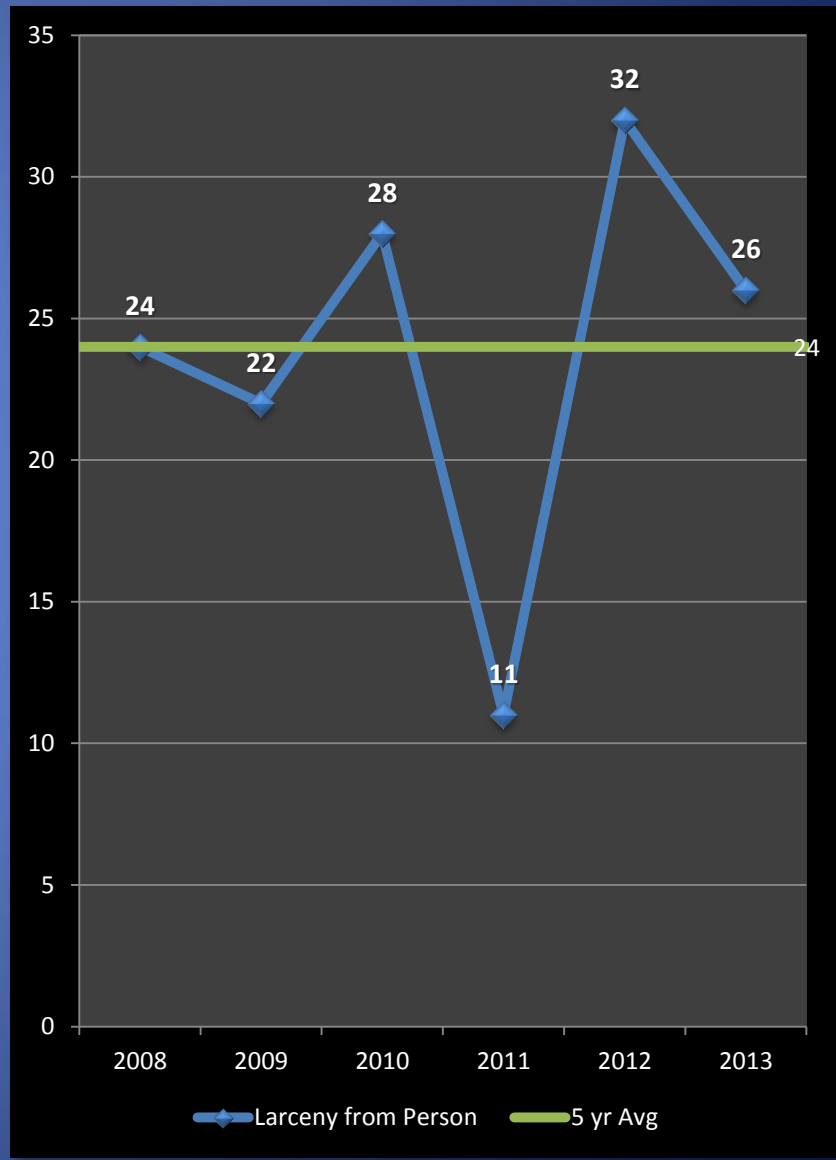
**-21%**

Previous Year

**-19%**

5 Year Average

**+8%**







# Larceny from Person

## *What can we do?*

### Police Response Strategy:

- Cambridge Police have not identified any discernable patterns for these crimes at this time.
  - Extra patrols have been deployed to current hot-spot areas to help prevent any increase in activity.
  - A majority of thefts have taken place in Harvard Square recently, and we have made our officers in that area aware of the uptick.
  - Prevention information has been shared with local businesses in the affected area(s).

### Citizen Response Strategy:

- In order to help protect residents from becoming a victim of larcenies, Cambridge Police would like to remind students and citizens to take the following precautions to protect their belongings:
  - While dining out, do not place your purse or jacket over the back of your chair. Keep your purse on your lap or between your feet with the handle around the leg of your chair or your foot.
  - Do not leave a cell phone, laptop, or tablet unattended on your table.
  - When shopping, do not leave your purse or wallet unattended.
  - At work, put your purse or wallet in a drawer. Do not leave it on or under a desk.
  - Always keep your purse closed.
  - Do not keep your Personal Identification Numbers (PIN) in your purse or wallet.
  - Keep a list of all credit and ID cards at home along with the card number and customer service phone number in the event you need to close the account due to theft.



# LARCENY: of Bicycle

No Patterns

- Just as bike ridership drops in the winter, so does the rate of bicycle thefts. The 5-year weighted average of bike thefts for the year is 7 incidents and thus far in 2013 we are reporting 8, a 14% increase. There were 6 less bikes stolen, when comparing 2013 with 2012.
- Both Inman/Harrington and Mid-Cambridge reported multiple thefts, however a Cambridge juvenile was arrested for a bike theft in Mid-Cambridge outside of a restaurant. Since then there has only been 1 reported theft in Inman/Harrington.

## Percent Change

Last 4 Weeks

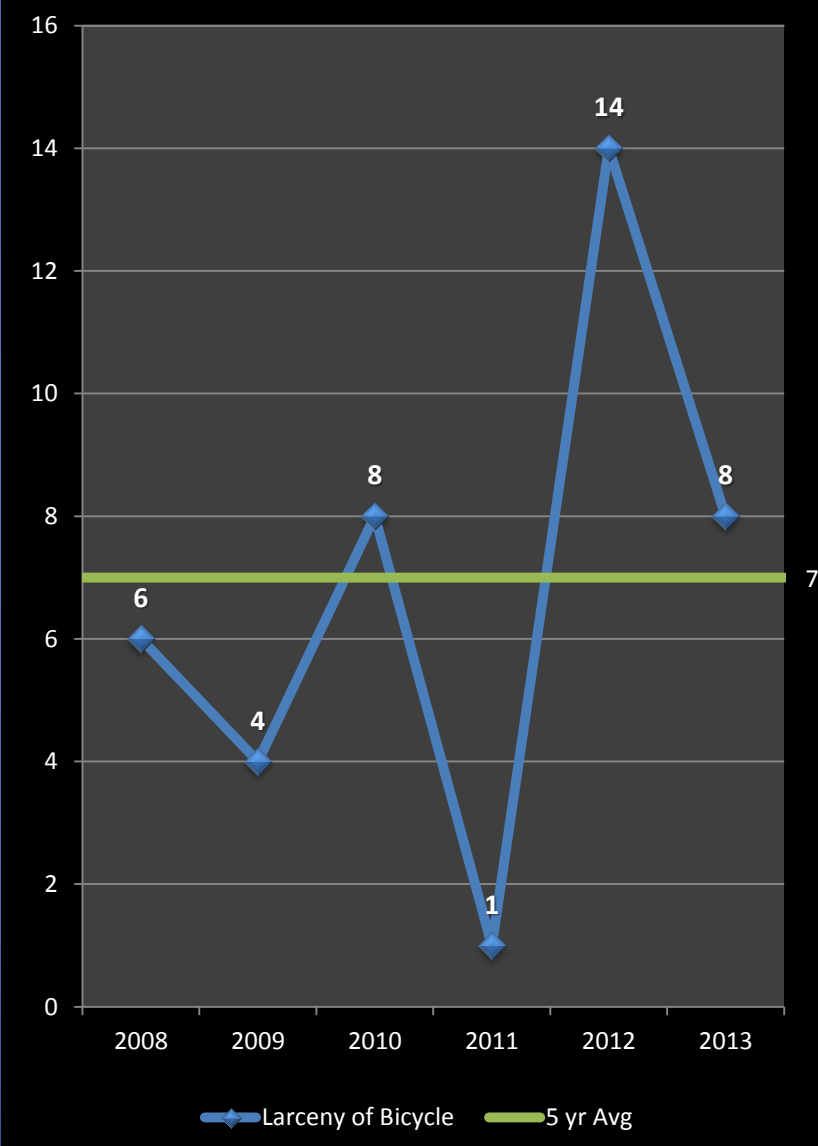
+60%

Previous Year

-43%

5 Year Average

+14%





# AUTO THEFT

*No patterns*

- The projected 5–year weighted average for auto theft for the year is 8 incidents; there were only 6 vehicles reported stolen thus far in 2013, translating to a 25% decline. When measured against 2012, there were 2 fewer auto thefts counted and a 25% decline posted.
- East Cambridge and Mid-Cambridge both reported 2 thefts during this time frame and Riverside and Cambridgeport each had 1.
- Year to date, 25% of stolen motor vehicles have been recovered.

## Percent Change

Last 4 Weeks

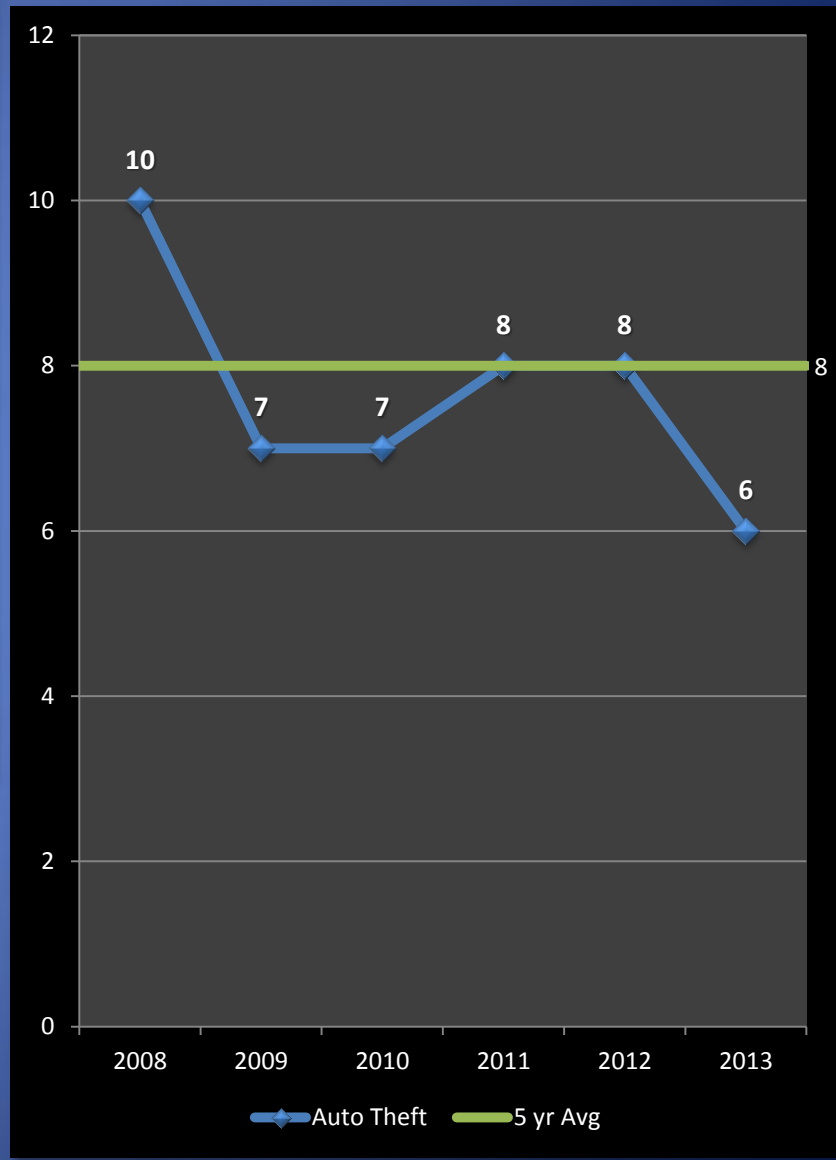
**+100%**

Previous Year

**-25%**

5 Year Average

**-25%**





# Help Prevent Crime

*And keep yourself informed!*

## To receive information from the CPD:

- Sign up with for the **Cambridge Alert Network**, to receive alerts about emerging crime patterns, neighborhood meetings, and crime prevention tips, by visiting [www.CambridgeMa.gov/AlertNetwork](http://www.CambridgeMa.gov/AlertNetwork).
- “Like” the Cambridge Police Department on Facebook at [www.facebook.com/CambridgePolice](http://www.facebook.com/CambridgePolice)
- Follow [@CambridgePolice](https://twitter.com/CambridgePolice) on Twitter.
- Visit our website at [www.CambridgePolice.org](http://www.CambridgePolice.org) for valuable information and reports including the Daily Log and BridgeStat, which is published on the first Friday of every month.
- Download our new “MyPD” smartphone app at [www.CambridgePolice.org/MyPD](http://www.CambridgePolice.org/MyPD).

## To Share Information with the CPD:

- Call our Non-Emergency Telephone Number at **617-349-3300**.
  - Every call for service generates a police response, so help drive our resources by reporting things that seem suspicious or out of the ordinary.
- Send an Anonymous TEXT-A-TIP:
  - Send an ANONYMOUS text message to **Tip411 (847411)**. Begin your message with Tip650 and then type your message. You will receive a response from the Cambridge Police with the option to continue communicating. Please remember that this is not a replacement for 9-1-1. **If you witness an emergency situation, please call 9-1-1 immediately.**
- Send an Anonymous Crime Tip E-Mail at [www.CambridgePolice.org/Tips](http://www.CambridgePolice.org/Tips)



# Questions?

- The “[2012 Crime Snapshot](#)” is now available on our [website](#). This report shows a historic drop in crime, with the lowest levels since 1963!
- We welcome all questions, comments, and suggestions.
- Please direct your feedback to:  
[BridgeStat@CambridgePolice.org](mailto:BridgeStat@CambridgePolice.org).
- To review previous editions of BridgeStat, visit our website at [www.CambridgePolice.org/BridgeStat](http://www.CambridgePolice.org/BridgeStat).