



Cambridge Police Department BridgeStat

June 2018

Produced by the Crime Analysis Unit



Part I Total Crime

A review of Part One crime statistics for the first two quarters of 2018 (from January 1st to July 2nd) indicates that a moderate decrease of 1% was reported in Cambridge. Over the first six months of this year, there were 1,050 serious crimes reported in the City. For the same time period in 2017, the combined total for Murder, Rape, Robbery, Aggravated Assault, Burglary, Larceny & Auto theft was 1,059 incidents, nine more than this year.

Further analysis of the crime totals for the first two quarters of 2018 reveals that violent crimes recorded a 4% increase with six additional incidents registered, while property crimes reported a slight decline of 15 fewer crimes (-2%) when compared with the same time period last year. These conservative, dwindling crime statistics come fast on the heels of the 2017 numbers, which represented the lowest crime index recorded in Cambridge since 1963.

When measuring the serious crime totals of June of 2018 versus the previous month of May, there has been a credible increase of 9% in the number of index incidents with 16 additional crimes counted in June versus May. The 22% decline in larceny from motor vehicles when compared with the previous month was the key factor in preventing a further increase in property crimes.

	<u>4 Week Snapshot</u>			<u>Year to Date</u>			<u>Five Year</u>	
	5/8/2018 - 6/4/2018	6/5/2018 - 7/2/2018	Change	2017	2018	Change	Avg	Change
Total Violent Crime	30	33	10%	139	145	4%	145	0%
Total Property Crime	153	166	8%	920	905	-2%	1091	-17%
Total Part I Crime	183	199	9%	1059	1050	-1%	1235	-15%



Part I Property Crime

Analysis of property crime totals for the first six months of 2018 points to a 2% decrease when measured against the 2017 total and a 17% reduction below the five-year average, with 15 fewer incidents below the first six months of last year and 186 crimes below the 1,091 crimes forecasted for this time period. Seven of the 14 property crime categories recorded declines when measured against the first 26 weeks of 2017. A 17% decline in housebreaks sustains the long-standing decline in Burglary. Other property crimes registering major declines when compared with their 5-year averages include: larceny from building (-17%); larceny from person (-17%), larceny from motor vehicles (-35%), and larceny of bikes (-32%).

Cambridge Police BridgeStat

	4 Week Snapshot			Year to Date			Five Year	
	5/8/2018 - 6/4/2018	6/5/2018 - 7/2/2018	Change	2017	2018	Change	Avg	Change
Burglary	18	24	33%	144	125	-13%	161	-22%
Commercial Break	5	5	0%	24	25	4%	33	-24%
Housebreak	13	19	46%	120	100	-17%	127	-21%
Larceny	129	135	5%	731	747	2%	876	-15%
Larceny (Misc)	3	3	0%	18	24	33%	18	33%
Larceny from Building	16	18	13%	146	135	-8%	162	-17%
Larceny from MV	23	18	-22%	100	111	11%	172	-35%
Larceny from Person	16	15	-6%	75	79	5%	95	-17%
Larceny from Residence	10	18	80%	82	117	43%	106	10%
Larceny of Bicycle	24	33	38%	110	88	-20%	129	-32%
Larceny of Plate	1	2	100%	17	8	-53%	15	-47%
Larceny of Services	0	2	IN-CALC	17	13	-24%	10	30%
Shoplifting	36	26	-28%	166	172	4%	169	2%
Auto Theft	6	7	17%	45	33	-27%	54	-39%
Total Property Crime	153	166	8%	920	905	-2%	1091	-17%



Part I Violent Crime

There was a modest increase of six violent crime incidents in Cambridge for the first two quarters of 2018. From January 1st to July 2nd of this year, there were 145 violent crimes registered in the City, which represents a 4% incline over last year. When measured against the five-year average for violent crimes, the forecasted total of 145 incidents was an exact match for the total counted over the first six months of 2018.

There was a significant increase in robberies from May to June of this year with eight additional crimes reported propelling a 15% upsurge in this category of criminal activity over last year and five incidents (+13%) above the 40 robberies forecasted for the first two quarters of the year. Nineteen of the 45 robberies in 2018 have been classified as commercial in nature.

There has not been a homicide in Cambridge thus far in 2018. Six additional rapes above the same time period last year have been recorded in the first six months of 2018. Aggravated assault has recorded a 7% reduction with six fewer incidents reported.

	4 Week Snapshot			Year to Date			Five Year	
	5/8/2018 - 6/4/2018	6/5/2018 - 7/2/2018	Change	2017	2018	Change	Avg	Change
Homicide	0	0	IN-CALC	0	0	IN-CALC	1	-100%
Rape	4	2	-50%	8	14	75%	12	17%
Robbery	9	17	89%	39	45	15%	40	13%
Commercial Robbery	3	6	100%	24	19	-21%	15	27%
Street Robbery	6	11	83%	15	26	73%	25	4%
Aggravated Assault	17	14	-18%	92	86	-7%	92	-7%
Total Violent Crime	30	33	10%	139	145	4%	145	0%



MURDER

No Patterns

- **No murders were recorded during the first two quarters of 2018 in Cambridge.**
- **There were two murders reported in Cambridge in 2017.**
- The Middlesex District Attorney's Office, Massachusetts State Police and Cambridge Police were investigating a fatal shooting that occurred on the night of November 16th in the area of Tremont Street and Hampshire Street. Malachi Mims, 28, of Cambridge, was taken to a local hospital where he was later pronounced dead. This was the second murder of 2017 in Cambridge. On December 31st, a Cambridge 17-year-old was arrested in Boston and charged in connection to the shooting death.
- The first murder of 2017 in Cambridge occurred on October 14th when Ednilson DaCosta, 28, of Dorchester, was shot in a vehicle on Windsor Street in Cambridge. He was transported to an area hospital where he was pronounced. Shortly after, a second fatal shooting occurred in Somerville. Kevin Raymond, 20, of Somerville, was shot in a parking lot. On November 3rd, Tony Harris, 28, of Everett was arrested for Raymond's murder. The murder of Ednilson DaCosta remains under investigation.
- **Update in 2015 homicide:**
 - Carlos Colina, 35, of Cambridge, was found guilty on 5/18/18 in Middlesex Superior Court of first-degree murder and improper disposal of human remains in connection with the April 2015 death and dismemberment of Jonathan Camilien, 26, of Somerville.

Percent Change*

Last 4 Weeks

Previous Year

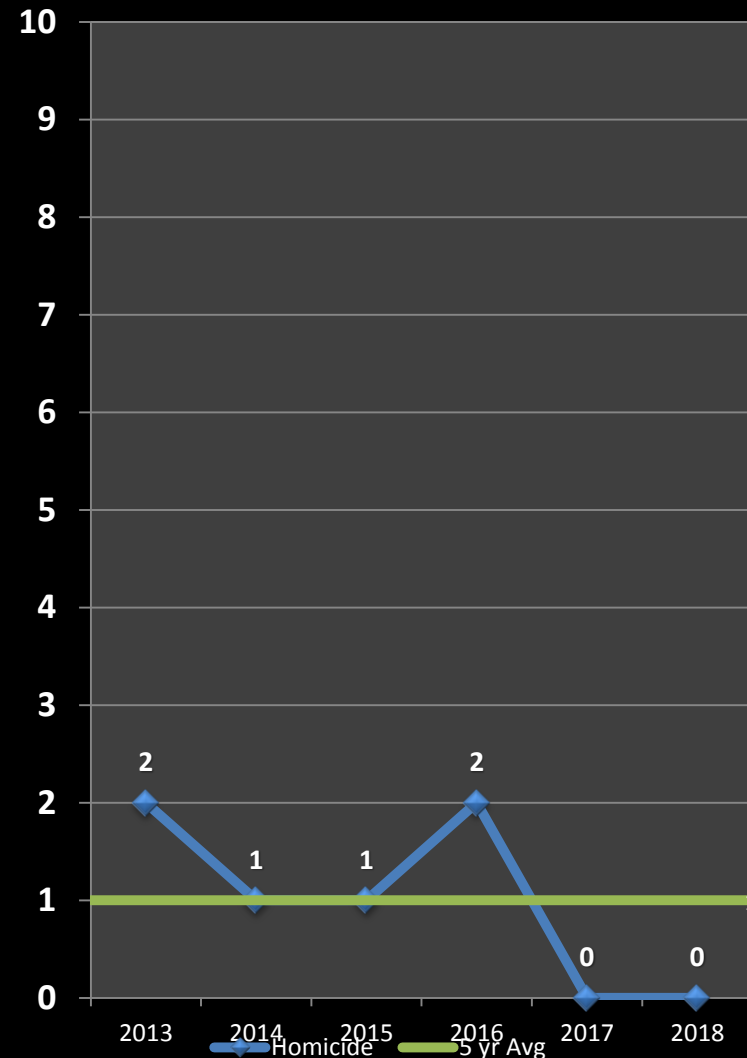
5-Year Average

In-Calc

In-Calc

In-Calc

*IN -CAL: Percentages are not calculated for numbers so small as to present a statistically misleading percentage.





Characteristics of Murder in Cambridge

For the 30-year period between 1960 and 1989, the City of Cambridge averaged slightly less than five murders per year. The annual average since 1990 has fallen to approximately two per year. Trend analysis over recent years points to two recurring murder scenarios in Cambridge: domestic murder, in which one family member is brutally killed by another in a homicidal rage, and the murder of young males by a handgun or knife in acts of retaliatory street violence.

Cambridge Murder Statistics, 1990-2017

- 60 people murdered in 55 incidents (in 4 of the incidents, 2 or more people were killed)
- 41 victims were male (average age of 34)
- 19 victims were female (average age of 41)
- Most common weapons: handguns (29 incidents) and knives (13 incidents)
- 18 of the 55 cases are still under investigation or remain unsolved
- 25 of the 34 cases since 2000 have been cleared by arrest or by the death of the suspect, including all three murders in both 2013 and 2015, and one of the two murders in 2014 and 2017. There have been no arrests in the two murders in 2016.



Unsolved Murders: 1999 to 2017

Colin Burton, 30, of Dorchester, was shot and killed outside of Hi - Fi Pizza on Mass Ave in Central Square on September 18th, 1999. Burton was talking with the occupants of a Ford Explorer when the subject in the passenger seat fired through the window. Two suspects fled the scene. The case remains under active investigation.



September 18, 1999, Mass Ave



April 5, 2002, Mass Ave

Ian Gray, 19, of Mattapan, was in an argument outside of the Rhythm & Spice restaurant that spilled out onto Mass Ave. A suspect that had left the scene returned with a group of people and a fight ensued. A knife was produced during the altercation and four gunshots were fired, fatally wounding Gray. This case remains open.

On June 17th, 2002 at 7:00PM, **Ricardo Williams**, 27, of Malden, was found in the driver's seat of a motor vehicle suffering from a gunshot wound to his face. Williams was taken to CCH where he was pronounced dead. This case remains open.



June 17, 2002, Windsor St.

Anyone with information about these crimes is asked to contact CPD at 617-349-3370.



Unsolved Murders: 1999 to 2017

Cambridge Police BridgeStat

Jason Ellcock, 33, of Malden, formerly of Cambridge and father of three, was found with multiple gunshot wounds in front of the driveway to 364 Rindge Ave at 3:05 AM on the night of June 16th, 2009. He was pronounced dead at the scene. This incident remains under investigation.



June 16, 2009, Rindge Ave



March 12, 2011, Brookline St.

James Lauture, 30, of Cambridge, was sitting in a vehicle near Brookline and Watson Streets just after midnight on Saturday, March 12th, 2011, when an unknown gunman opened fire. The occupants in the car were able to drive to Central Square. Lauture died from multiple gunshot wounds. The other man in the vehicle survived. This case remains open.

On June 3rd, 2012, **Charlene Holmes**, 16, of Cambridge, was shot while sitting on a porch on Willow St. She later succumbed to her wounds at the hospital. The investigation into this incident remains active, but no arrests have been made to date.



June 3, 2012, Willow St



July 3, 2014, Windsor Street.

On July 3rd, 2014, at 10:00 PM, **Kensley David**, 22, suffered a single gunshot wound to the head while on Windsor Street. Investigators believe that the incident was not random. This case remains under investigation.

Anyone with information about these crimes is asked to contact CPD at 617-349-3370.



Unsolved Murders: 1999 to 2017

Cambridge Police BridgeStat

The first murder of 2016 in Cambridge occurred on the night of March 22nd when **Armando Hernandez Jr**, 30, of Belmont was killed by gunfire on Mt. Auburn St just before 10 PM. Area residents said they heard 10 or 11 gunshots. A second victim was hospitalized with a leg wound. This case remains under investigation.



March 22, 2016, Mt Auburn St



June 25, 2016, 140 Harvard St.

On June 25th of 2016, Cambridge Police responded to a report of a shooting outside of 140 Harvard Street. Arriving officers discovered the victim, **Anthony Clay**, 49, of Cambridge suffering from a gunshot wound. The victim was transported to Massachusetts General Hospital where he was pronounced dead. This case remains under investigation.

At 3:40 a.m. on October 14, 2017, Ednilson DaCosta, 28, of Dorchester, was shot in a motor vehicle in the area of Windsor Street & Evereteze Way. He was pronounced deceased at a local hospital. Minutes later, another male was shot and killed in Somerville. On November 3, 2017, Tony Harris, 28, of Everett, was arrested for the Somerville homicide, but the murder of Ednilson DaCosta remains under investigation.



October 14, 2017, Windsor St.

Anyone with information about these crimes is asked to contact CPD at 617-349-3370.



RAPE

No Patterns

- There were two rapes reported during June of 2018 in Cambridge. Both of the crimes were acquaintance scenarios with known assailants. There have been zero stranger-to-stranger rapes in Cambridge in 2018.
- After recording three rapes during the month of January, there was one rape reported in Cambridge in February, two in March and one in April of 2018. Two of the January rapes were classified as acquaintance incidents, the other as a contact scenario. The February rape was categorized as a domestic situation, the March incidents were classified as domestic and acquaintance scenarios. The April incident was classified as an acquaintance situation. There were five rapes reported during May of 2018. Two of the incidents were classified as domestic, with one of the assaults resulting in the arrest off the husband.
- Overview on Rape Statistics for the United States released by the FBI on September 30th 2017: There were an estimated 95,730 forcible rapes reported to law enforcement nationally in 2016. This estimate was 4.9% higher than the 2015 estimate, 12.4% higher than the 2012 estimate, and 3.9% higher than the 2007 estimate. The rate of forcible rapes in 2016 was estimated at 34.1 per 100,000 inhabitants.

June 2018

Percent Change*

Last 4 Weeks

-50%

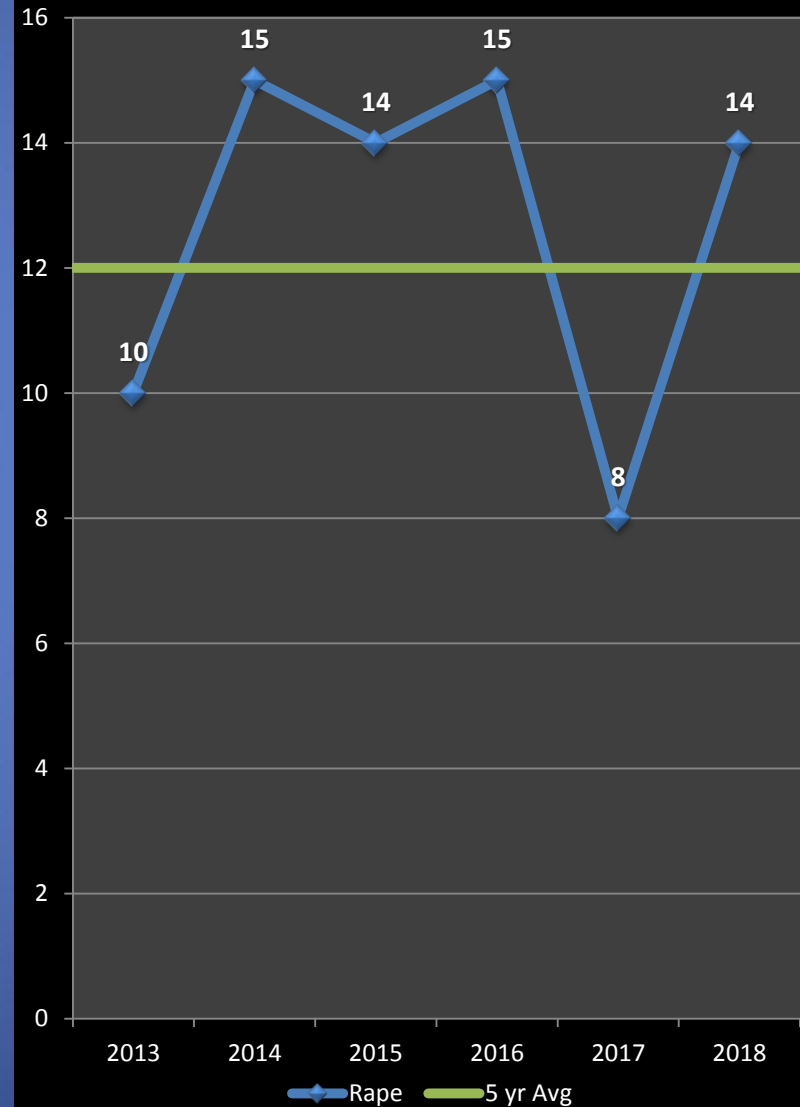
Previous Year

+75%

5-Year Average

+17%

*IN -CAL: Percentages are not calculated for numbers so small as to present a statistically misleading percentage.





AGGRAVATED ASSAULT

No Patterns

- There were six fewer aggravated assaults reported (-7%) when compared with the first two quarters of 2018. A decline of 7% was registered against the five-year average, with six less incidents recorded below the 92 crimes forecasted for the first six months of the year.
- The 86 aggravated assaults reported so far in 2018 were composed of the following classifications: 29 domestic altercations; 18 unprovoked scenarios; 9 fights among acquaintances; 7 road rage incidents; 7 homeless disputes; 4 juvenile related; 3 affrays; 3 assault on a police officer; 2 shopliftings that escalated and one of each of the following: a drug deal went awry, a bar /alcohol fueled fight, one at a workplace and one involving a third romantic partner. Major aggravated assault trends identified so far in 2018: domestic assaults and road rage incidents have recorded slight increases.
- There have been seven incidents in May and June of 2018 where shots were confirmed, with all but one of the incidents involving ShotSpotter activations.
- On May 2nd, shell casings were found on Bishop Allen Dr at 2:45am. At 2:30am on May 9th, a shell casing was discovered in the parking lot at Bishop Allen & Norfolk St. At 3:20am on May 20th, shots were fired into an Elm Street residence. An arrest was made of a Boston resident for this incident. Shell casings were found on May 29th in the 100 block of Harvard Street. Warrants have been issued for the suspect in a shooting at Richie's Shell Gas Station on Cambridge Street at 4AM on May 30th. A Cambridge resident was arrested for discharging a firearm on June 6th near Columbia Terrace where 8 shell casings were recovered. On June 16th at 9:26PM officers responded to Harvard & Moore Streets for reports of shots fired. Two bullet fragments were discovered at the scene and six 9mm shells were located on Moore Street.

Percent Change

Last 4 Weeks

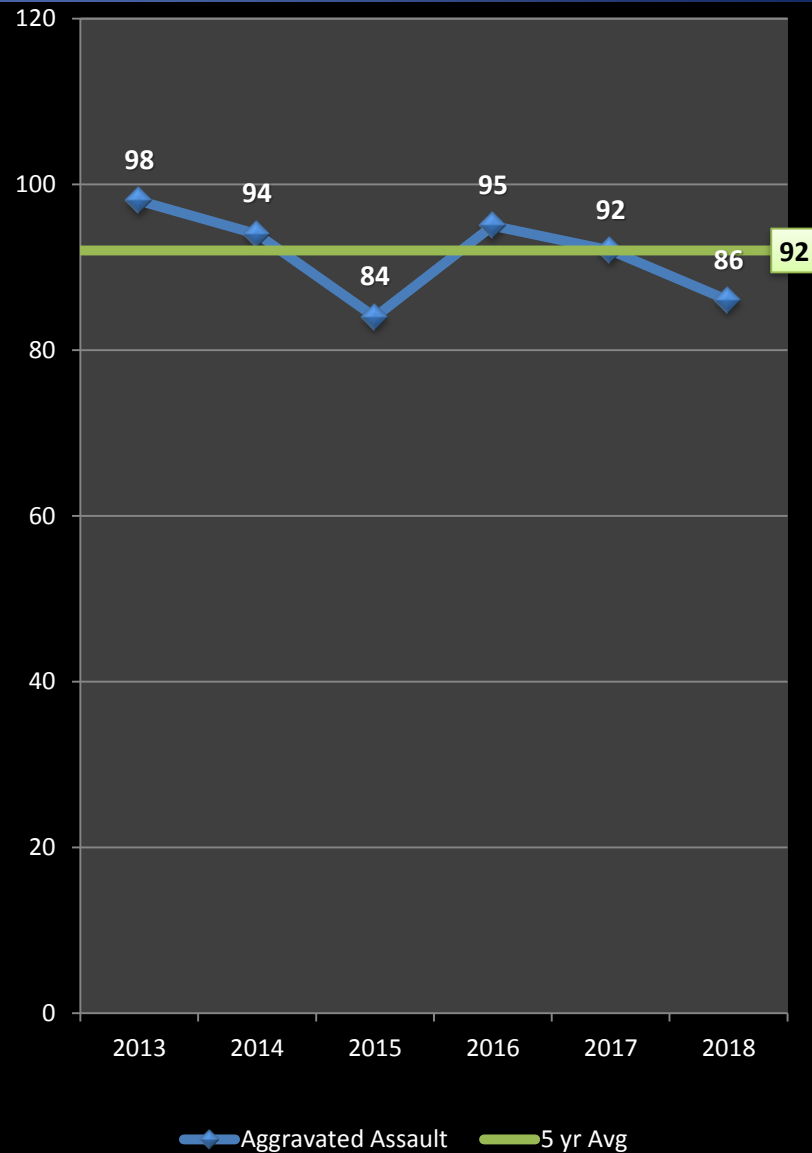
-18%

Previous Year

-7%

5-Year Average

-7%

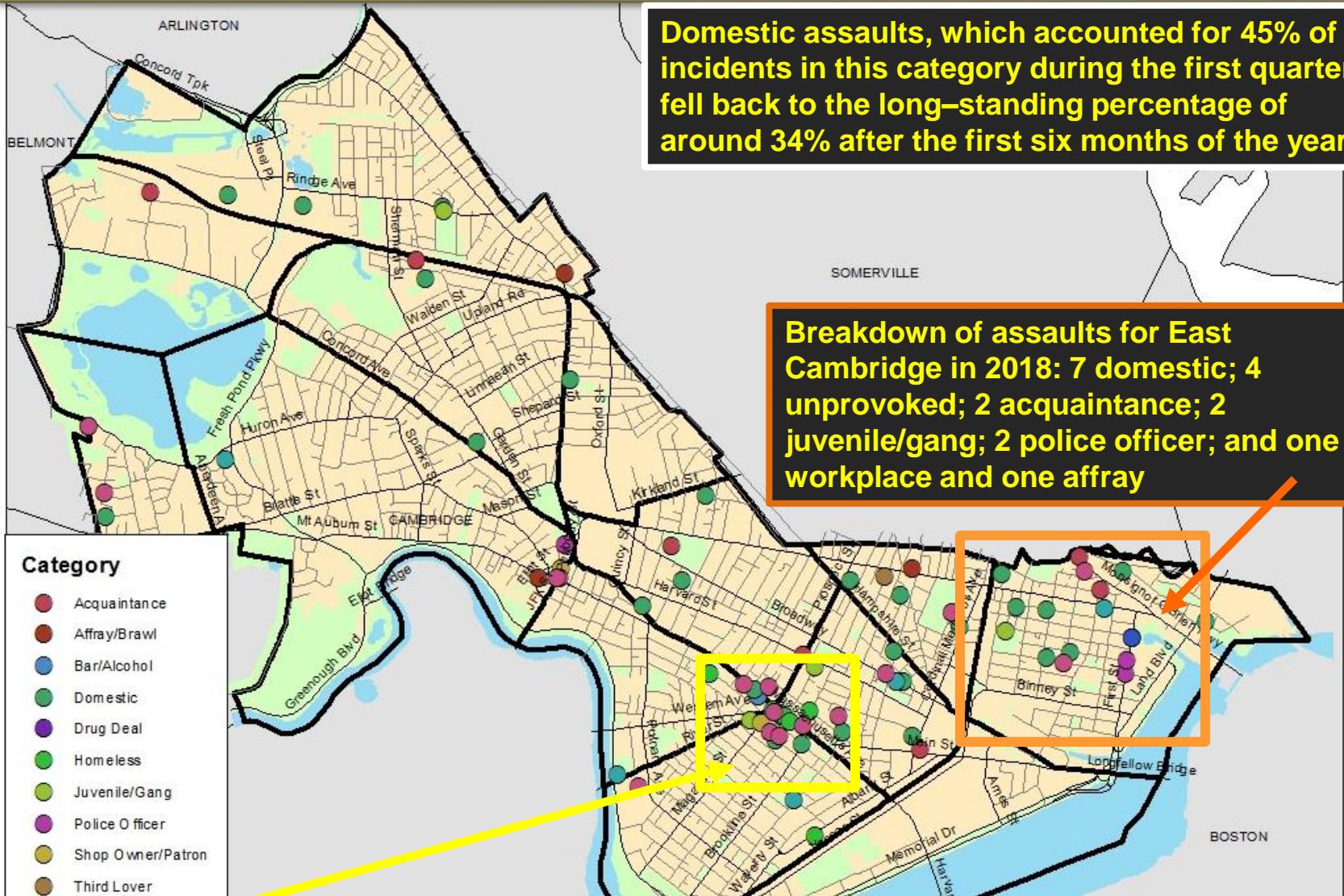




Geographic Breakdown of Aggravated Assaults: 1.1.18 – 6.30.18

Cambridge Police BridgeStat

June 2018



Domestic assaults, which accounted for 45% of all incidents in this category during the first quarter, fell back to the long-standing percentage of around 34% after the first six months of the year.

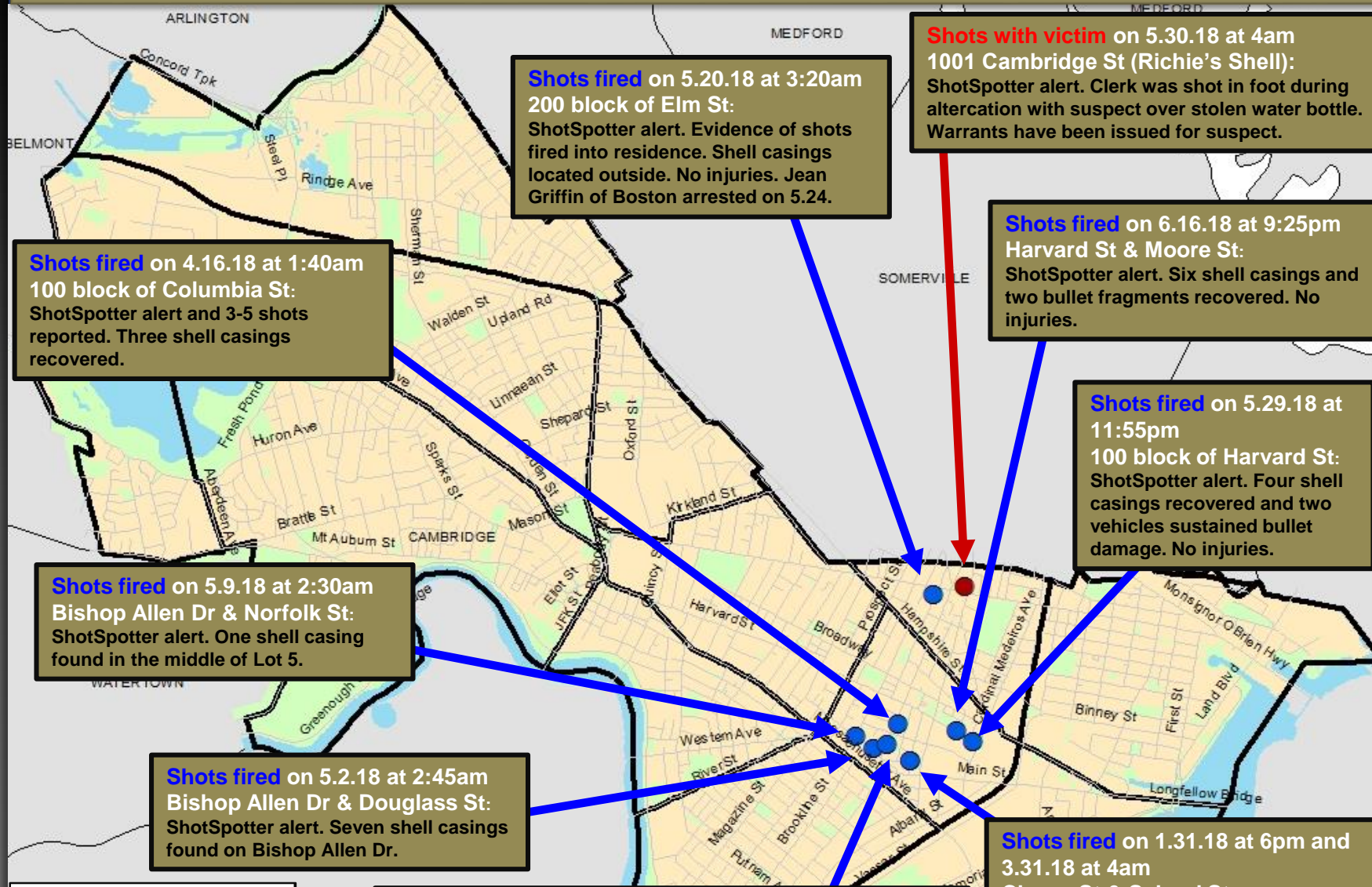
Breakdown of assaults for East Cambridge in 2018: 7 domestic; 4 unprovoked; 2 acquaintance; 2 juvenile/gang; 2 police officer; and one workplace and one affray

Breakdown of assaults in and around the periphery of Central Square (34% of the Citywide total over the first two quarters of 2018): 7 unprovoked; 6 domestic; 6 homeless; 3 acquaintance; 2 juvenile; 2 road rage; 1 bar/ alcohol; 1 shop owner patron; 1 drug deal



Shootings & Shots Fired in Cambridge: 1.1.18 - 7.2.18

Cambridge Police BridgeStat



Shots fired on 4.16.18 at 1:40am
 100 block of Columbia St:
 ShotSpotter alert and 3-5 shots reported. Three shell casings recovered.

Shots fired on 5.20.18 at 3:20am
 200 block of Elm St:
 ShotSpotter alert. Evidence of shots fired into residence. Shell casings located outside. No injuries. Jean Griffin of Boston arrested on 5.24.

Shots with victim on 5.30.18 at 4am
 1001 Cambridge St (Richie's Shell):
 ShotSpotter alert. Clerk was shot in foot during altercation with suspect over stolen water bottle. Warrants have been issued for suspect.

Shots fired on 6.16.18 at 9:25pm
 Harvard St & Moore St:
 ShotSpotter alert. Six shell casings and two bullet fragments recovered. No injuries.

Shots fired on 5.29.18 at 11:55pm
 100 block of Harvard St:
 ShotSpotter alert. Four shell casings recovered and two vehicles sustained bullet damage. No injuries.

Shots fired on 5.9.18 at 2:30am
 Bishop Allen Dr & Norfolk St:
 ShotSpotter alert. One shell casing found in the middle of Lot 5.

Shots fired on 5.2.18 at 2:45am
 Bishop Allen Dr & Douglass St:
 ShotSpotter alert. Seven shell casings found on Bishop Allen Dr.

Shooting Type

- Shooting w/ Victim(s)
- Shots Fired (no victims)

Shots fired on 6.6.18 at 4:40pm
 Columbia St @ Columbia Ter.:
 Two parties exchanged words and then fired at each other. No injuries reported. Several shell casings of 2 different calibers found. Shawndell Johnson of Cambridge arrested on 6.8.

Shots fired on 1.31.18 at 6pm and 3.31.18 at 4am
 Cherry St & School St:
 Two separate incidents. ShotSpotter alerts and multiple shots reported in each. Four casings found on 1.31 and four casings of a different caliber found on 3.31. No injuries reported in either.



ROBBERY

Ongoing Pattern

- The 5-year average for overall robbery in Cambridge for the first two quarters of the year is 40 incidents. Through July 2nd of 2018, 45 robberies were recorded, which translates to a 13% increase above the projected total and a 15% rise when measured against the same time frame in 2017.
- After only 13 scattered and unrelated street robberies were recorded over the first five months of 2018, there was a surge of 13 incidents reported during June and early July, fueling a 73% increase over the first two quarters of 2017. The Crime Analysis Unit has not identified a street robbery pattern in Cambridge since November of 2016.
- There have been 19 commercial robberies over the first two quarters of 2018, with six occurring during June. Commercial robbery is down 21% when compared with the first six months of 2017.
- It appears the same suspect committed a series of regional armed commercial robberies over the first six months of 2018 in Boston, Braintree, Brookline, Everett, Lynn, Chelsea, Revere, Somerville and Cambridge (in January and again in May). All of these robberies occurred between 7PM and 11PM. A Boston male was arrested in connection with this series on 7.5.18.

Percent Change

Last 4 Weeks

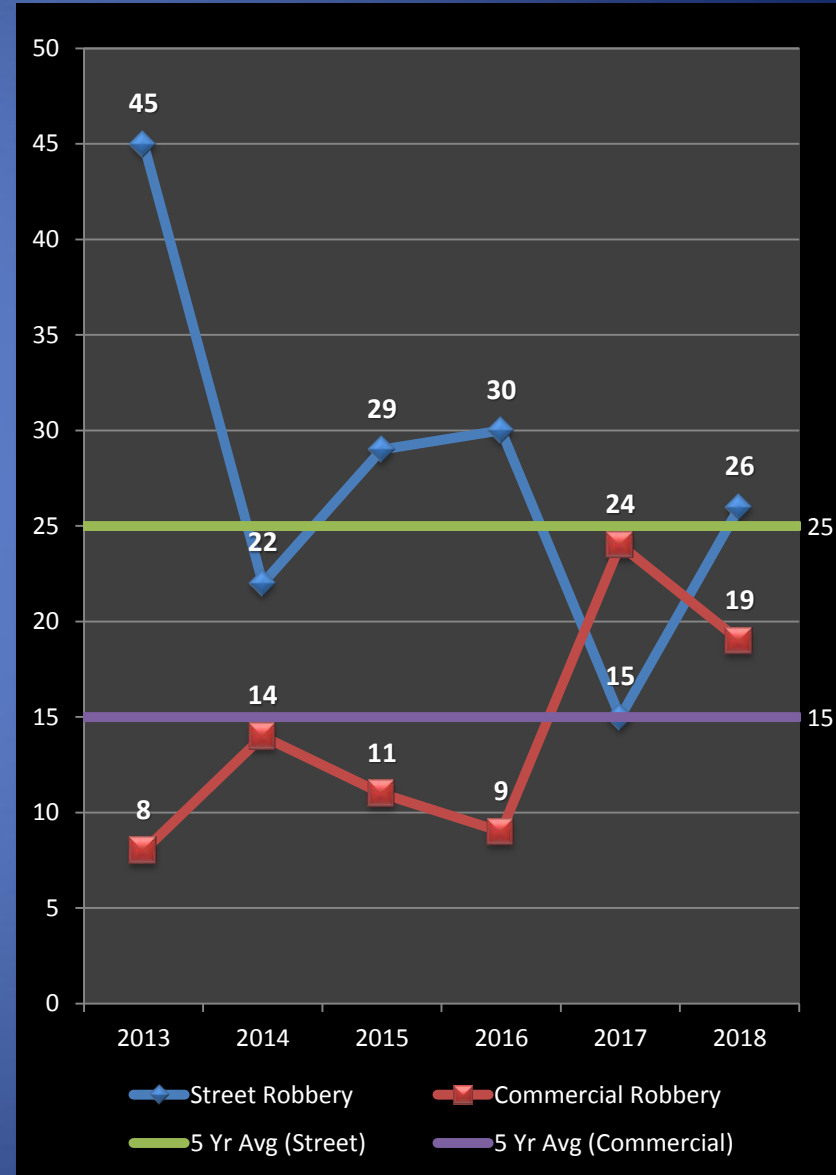
+89%

Previous Year

+15%

5-Year Average

+13%





Geographic Breakdown of Commercial Robberies: 1.1.18 – 5.28.18

Convenience Store robbery on Mass Ave 1.22.18 at 11:15PM – unarmed suspect rifled register




Convenience Store robbery on Mass Ave 1.17.18 at 9:35PM and on 1.31.18 at 8PM on Cambridge Street – masked suspect brandished a silver handgun



There were 12 commercial robberies in the first five months of 2018, with six occurring during the last two weeks of January. Cambridge Police were monitoring two series involving convenience store robberies. Both had been inactive in Cambridge since the 3rd of February. Series with armed suspect in photo on left resumed with robbery at City Liquors on 5.28.18.

Bank robbery in Harvard Square on 1.29.18 at 12:10PM – female with note. **Arrest**


Clothing / Retail robbery in Harvard Square on 1.19.18 at 8:45PM — shoplifting escalation



Bank robbery in Harvard Square on 4.20.18 at 5:50PM – male with note. **Arrest**

Retail robbery in Central Square on 1.28.18 at 2:10PM- shoplifting escalation

Liquor Store robbery on Cambridge Street on 1.27.18 at 8:05PM, and **Convenience store** on Leighton St on 2.3.18 at 6:40PM- single male, masked with a large knife



- Premise Type**
- Bank
 - Convenience Store
 - Liquor Store
 - Retail Other





Geographic Breakdown of Commercial Robberies: 6.1.18 – 7.2.18

Cambridge Police BridgeStat

There were six commercial robberies reported in Cambridge between June 1st and July 2nd of 2018. All six of these incidents started as shopliftings that escalated into altercations between retail personnel and the offender. There have been 19 commercial robberies recorded in the first two quarters of 2018, with six occurring during the last two weeks of January. Commercial robbery is down 21% when compared with the first six months of 2018.

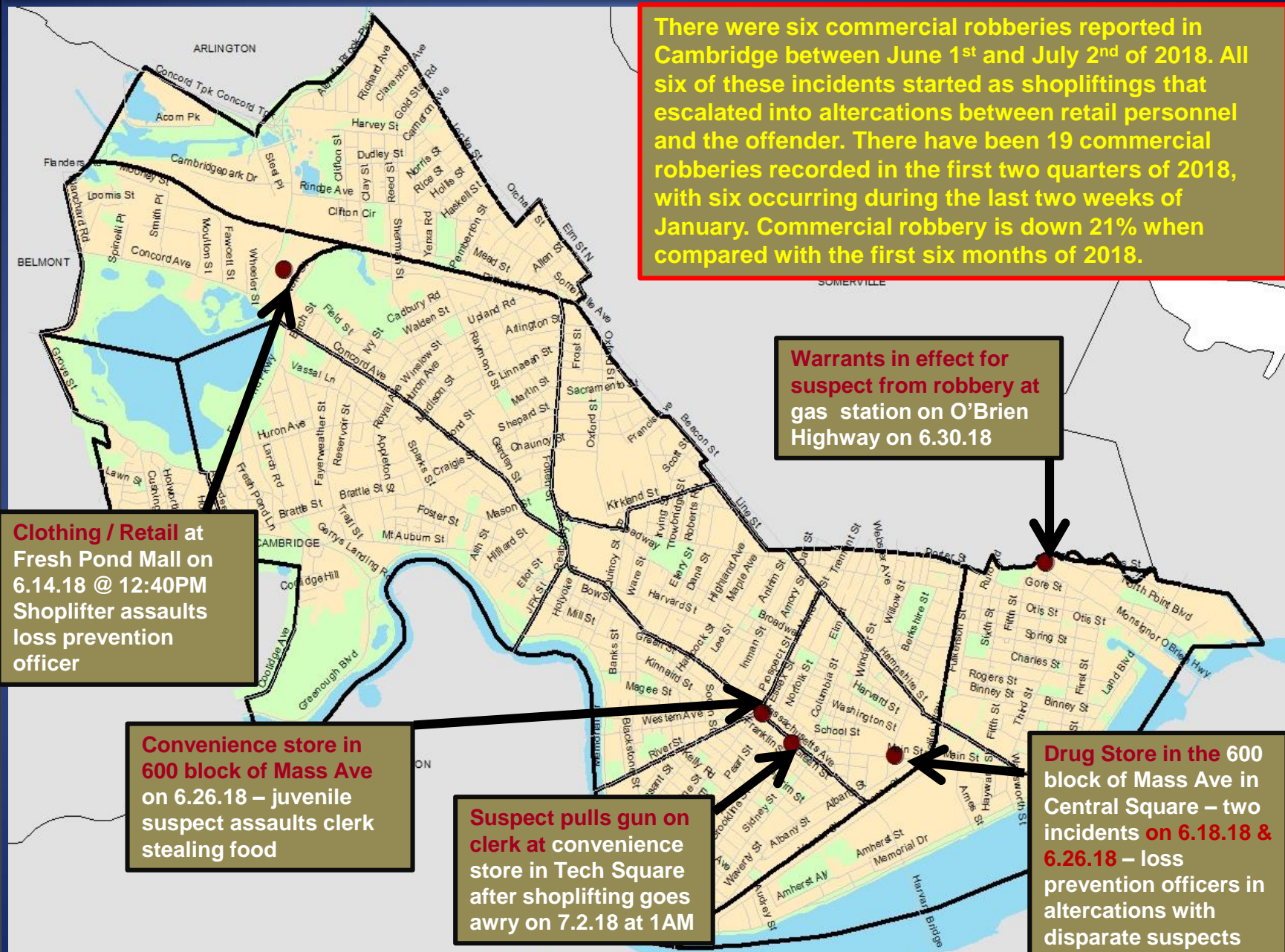
Clothing / Retail at Fresh Pond Mall on 6.14.18 @ 12:40PM
Shoplifter assaults loss prevention officer

Convenience store in 600 block of Mass Ave on 6.26.18 – juvenile suspect assaults clerk stealing food

Suspect pulls gun on clerk at convenience store in Tech Square after shoplifting goes awry on 7.2.18 at 1AM

Warrants in effect for suspect from robbery at gas station on O'Brien Highway on 6.30.18

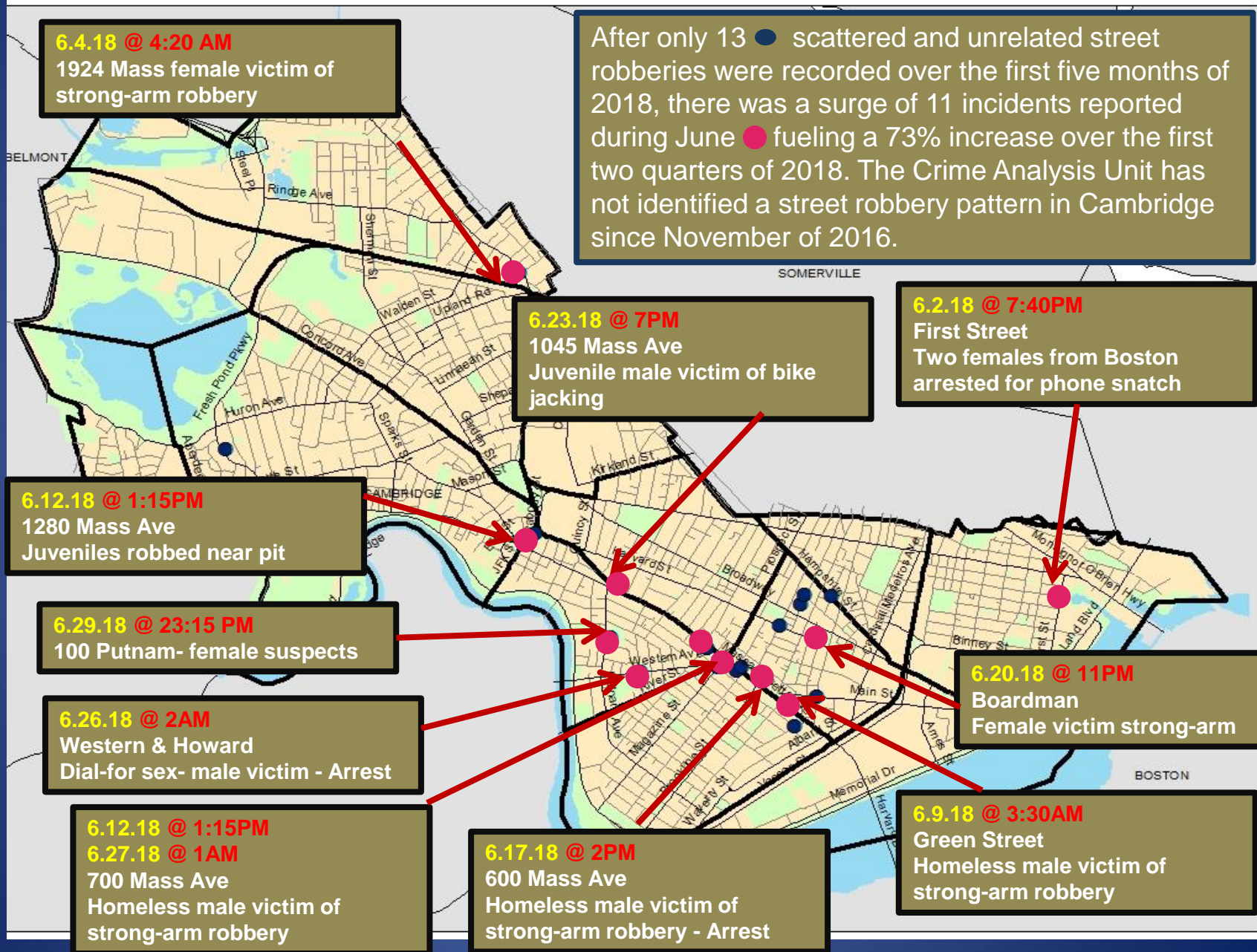
Drug Store in the 600 block of Mass Ave in Central Square – two incidents on 6.18.18 & 6.26.18 – loss prevention officers in altercations with disparate suspects





Geographic Breakdown of Street Robberies: 1.1.18 – 6.30.18

Cambridge Police BridgeStat



After only 13 scattered and unrelated street robberies were recorded over the first five months of 2018, there was a surge of 11 incidents reported during June fueling a 73% increase over the first two quarters of 2018. The Crime Analysis Unit has not identified a street robbery pattern in Cambridge since November of 2016.



Burglary

Patterns Cooling

- The property index crime of burglary, the combination of residential and commercial breaks, has recorded a substantial decline of 22% below the five-year average for the first two quarters of 2018 with 36 fewer incidents reported below the projected total of 161 breaks, and has slid down 13% when measured with last year's total for the first six months of the year, with 19 fewer crimes registered.
- Housebreaks slipped from 120 incidents in the first six months of 2017 to 100 (-17%) through July 2nd of 2018. When measured against the five-year average for housebreaks, there has been a 21% decrease with 27 fewer incidents recorded than the 127 forecasted for the first two quarters of the year.
- At the end of April, the Crime Analysis Unit was monitoring two emerging series of housebreaks that materialized at that time. Patrol units in and around the neighborhoods of Central Square gave extra attention to a clustering of smashed window entries between 3AM and 5AM with laptops the target of the thieves. In the other series, there had been an increase in daytime breaks with forced front doors around Donnelly Field. At the present time, both patterns appear to be on the wane with very sporadic activity recorded.

Percent Change

Last 4 Weeks

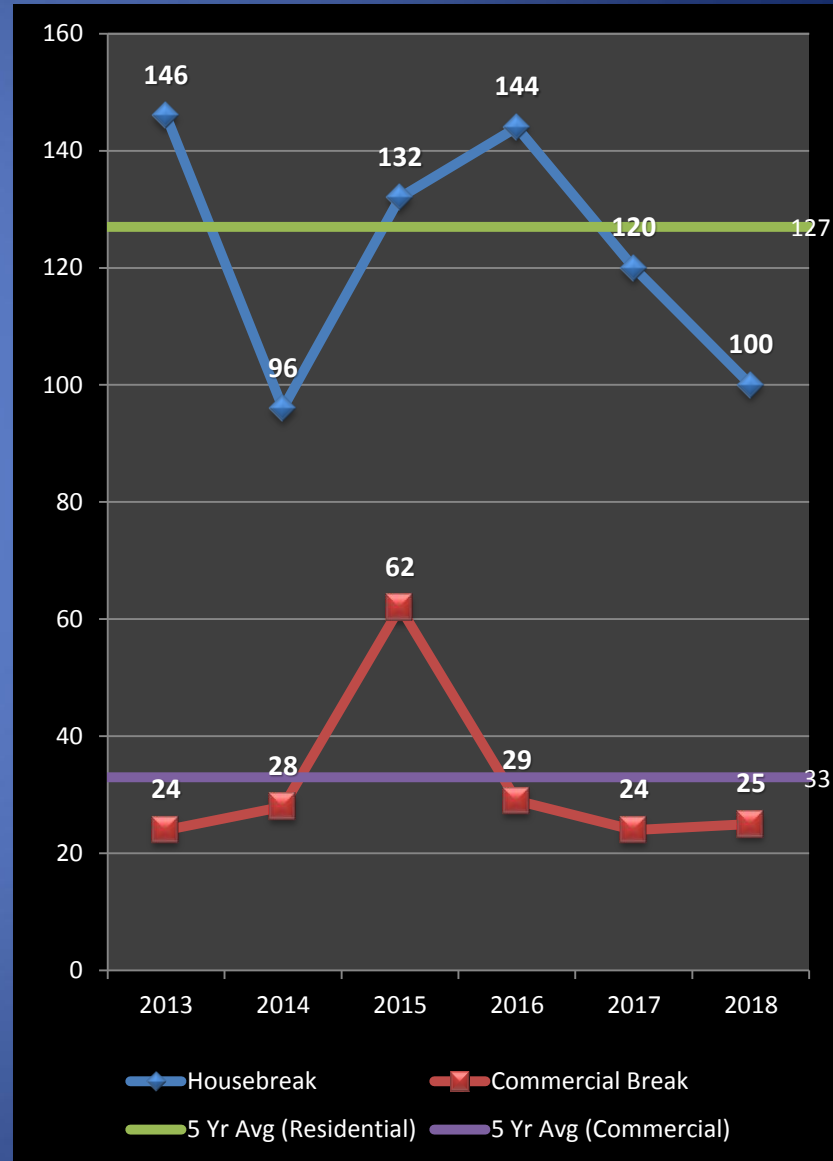
+33%

Previous Year

-13%

5-Year Average

-22%





Geographic Breakdown of Housebreaks: 1.1.18 – 6.30.18

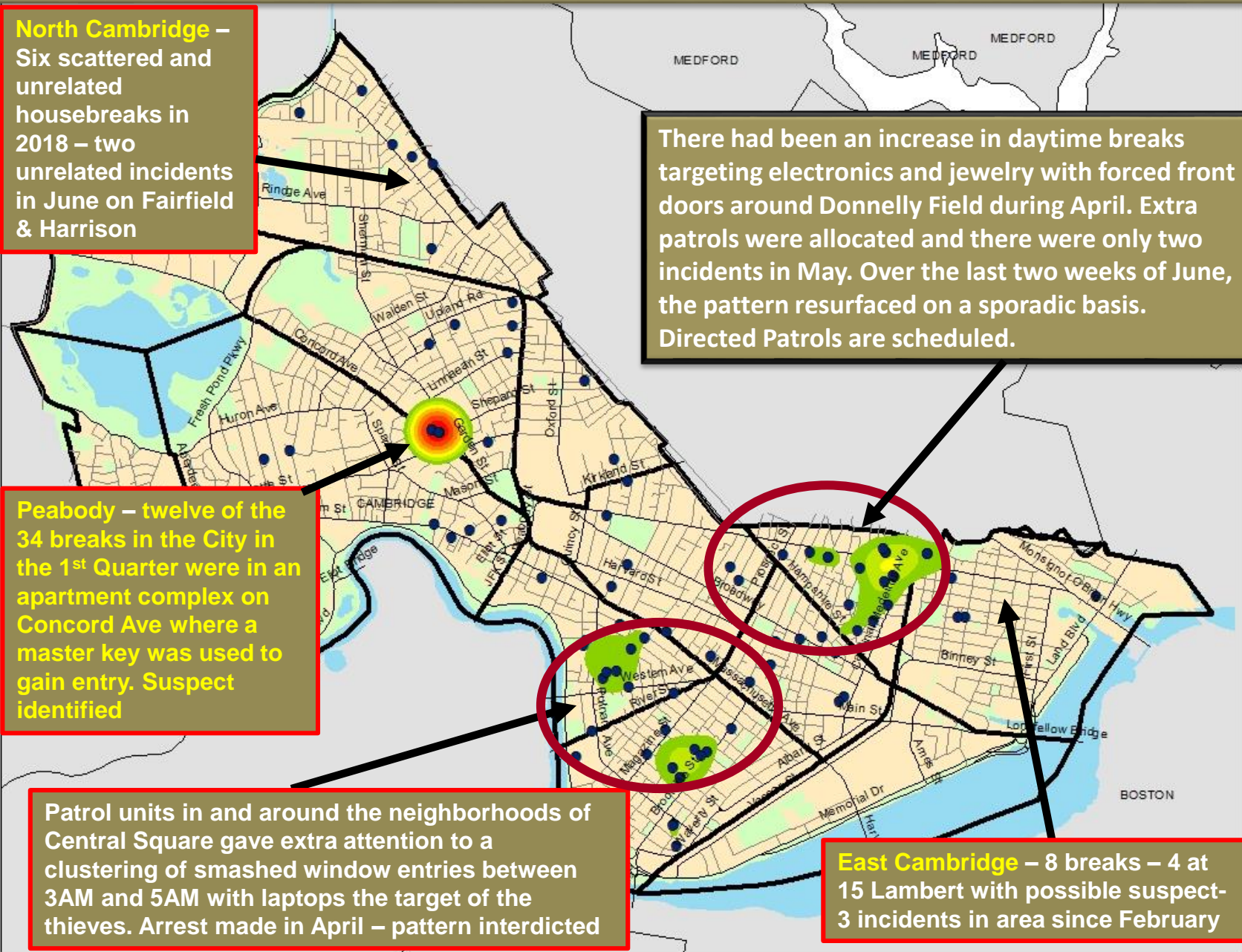
North Cambridge – Six scattered and unrelated housebreaks in 2018 – two unrelated incidents in June on Fairfield & Harrison

There had been an increase in daytime breaks targeting electronics and jewelry with forced front doors around Donnelly Field during April. Extra patrols were allocated and there were only two incidents in May. Over the last two weeks of June, the pattern resurfaced on a sporadic basis. Directed Patrols are scheduled.

Peabody – twelve of the 34 breaks in the City in the 1st Quarter were in an apartment complex on Concord Ave where a master key was used to gain entry. Suspect identified

Patrol units in and around the neighborhoods of Central Square gave extra attention to a clustering of smashed window entries between 3AM and 5AM with laptops the target of the thieves. Arrest made in April – pattern interdicted

East Cambridge – 8 breaks – 4 at 15 Lambert with possible suspect- 3 incidents in area since February





LARCENY

No Patterns

- **Overall larceny through July 2nd of 2018 registered 16 incidents (2%) above the same time frame in 2017.** The total of 747 larcenies reported year-to-date in 2018 is still 15% below the 5-year average of 876 incidents through 7/2.
- **Larcenies from MVs recorded a conservative increase of 11% over 2017, with 11 additional incidents reported through July 2nd.** This property crime has declined 35% when measured against the five-year average, with 61 fewer incidents than the projected total of 172 thefts.
- **Larcenies from the person have risen for the first time this year and currently measure at 79 through July 2nd.** This is 5% above this time in 2017 (+4 incidents) and 17% below the 5-year average of 95. Central Square has seen the most activity with 34 incidents, followed by Harvard Square with 21 and Inman/Harrington with 11.
- **There have been 135 larcenies from buildings reported through July 2nd.** This represents an 8% drop (11 incidents) below the 146 reported in 2017 and a 17% decrease below the 5-year average of 162. There are no patterns or trends in the city at the present time.
- **Larcenies from residences saw a decline of 41% in 2017 but this trend reversed in 2018 with a 43% rise (+35 incidents) over last year's first six months.** Package thefts from doorsteps and lobbies have represented 60% of the thefts from residences in 2018 (70 of the 117). Cambridgeport and The Port have seen the most citywide with 28 total.
- **Larceny of bicycle numbers continue to remain low this year, with only 88 thefts reported through 7/2/18.** This is 20% below the 110 reported during this timeframe last year. The Port has seen the most so far this year with 13.

Percent Change

Last 4 Weeks

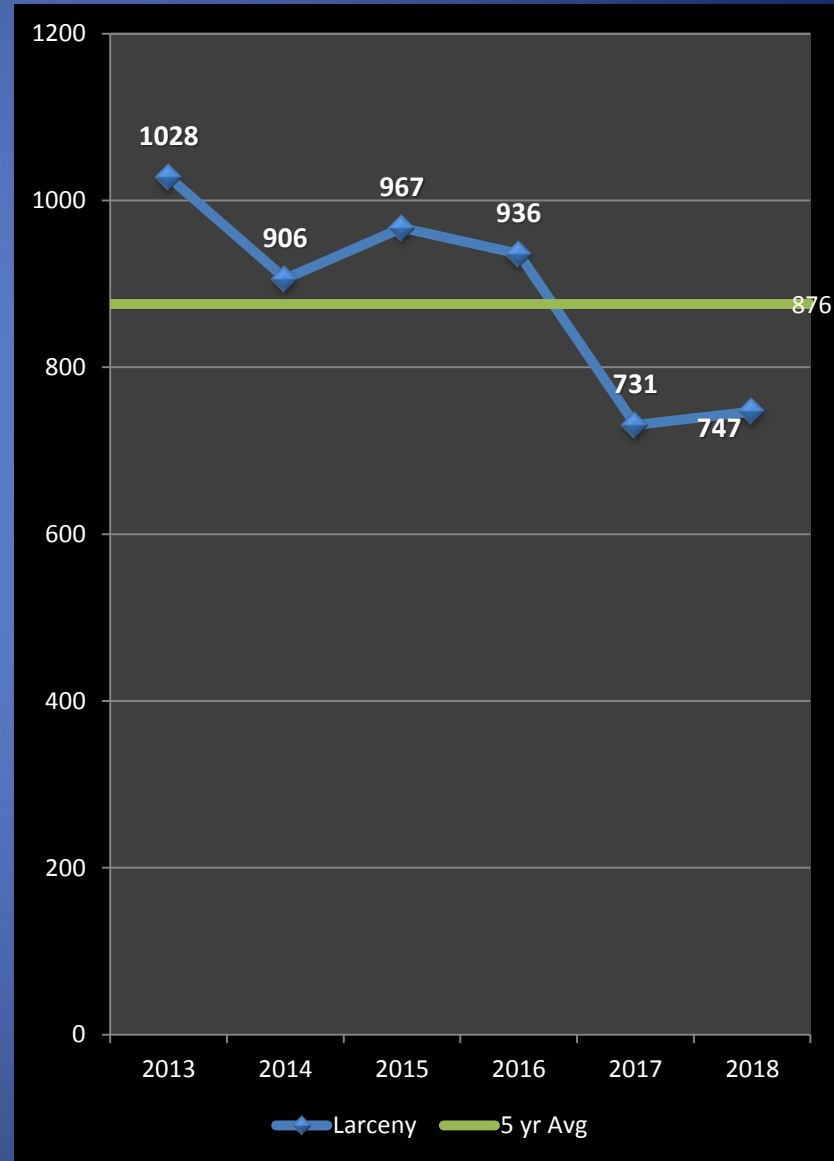
+5%

Previous Year

+2%

5-Year Average

-15%





LARCENY From MV

No Patterns

- Larcenies from MVs recorded a conservative increase of 11% for the first two quarters of 2018 when compared with the same time period last year, with 11 additional incidents reported through July 2nd. This property crime has declined 35% when measured against the five-year average, with 61 fewer incidents than the projected total of 172 thefts.
- Last year the Crime Analysis Unit labelled the 2017 January / February total of larcenies from motor vehicles in a non-snowstorm-affected period a stunningly low number for this crime type. That characterization was repeated this year with the total of 24 larcenies from motor vehicles during the first 8 weeks of 2018. Sporadic clustering of incidents in Cambridgeport and North Cambridge during March fueled the 12% increase for the 1st Quarter. Meanwhile, April saw a decline of one incident when compared with March. After recording a 44% surge in the crime during May, a 22% dip was noted in June.
- A prolific known offender had been the suspect in a series of late night smash-and-grabs from vehicles on the periphery of Central Square over the final two weeks of April. Extra patrols in the area appear to have interdicted this series with only sporadic activity reported.

Percent Change

Last 4 Weeks

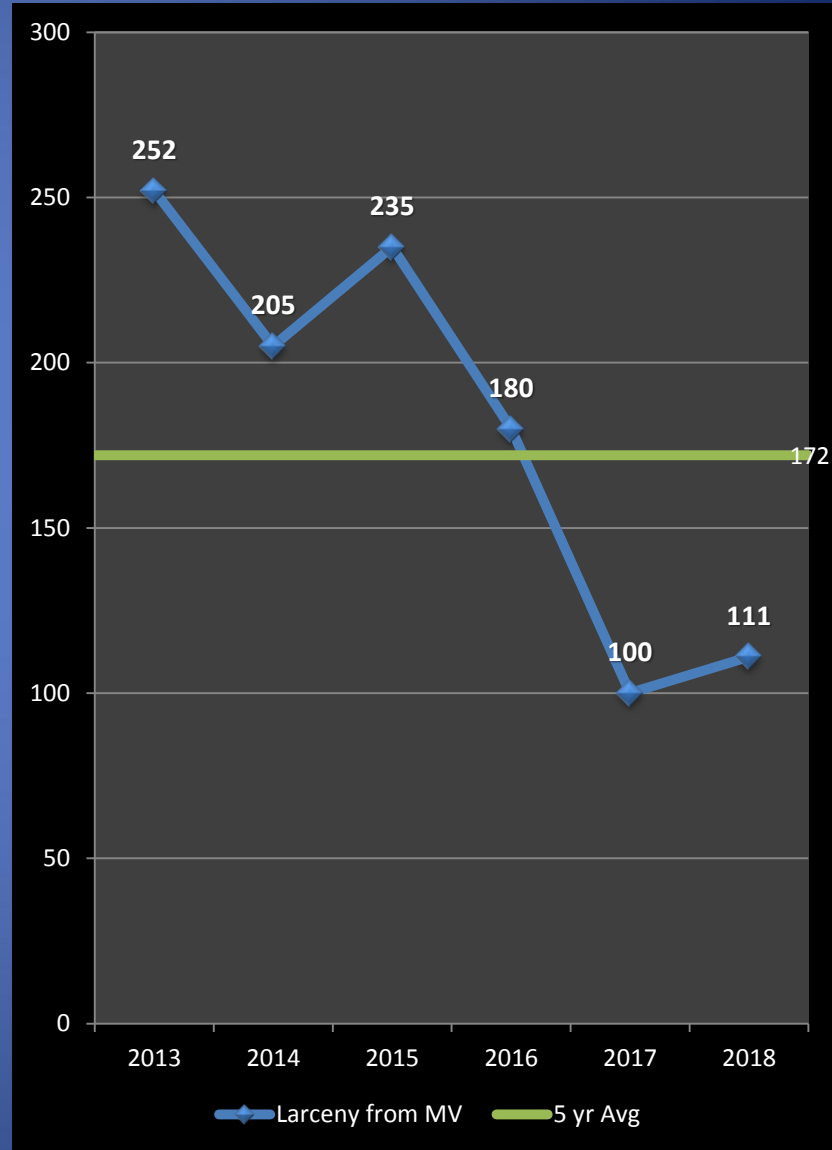
-22%

Previous Year

+11%

5-Year Average

-35%

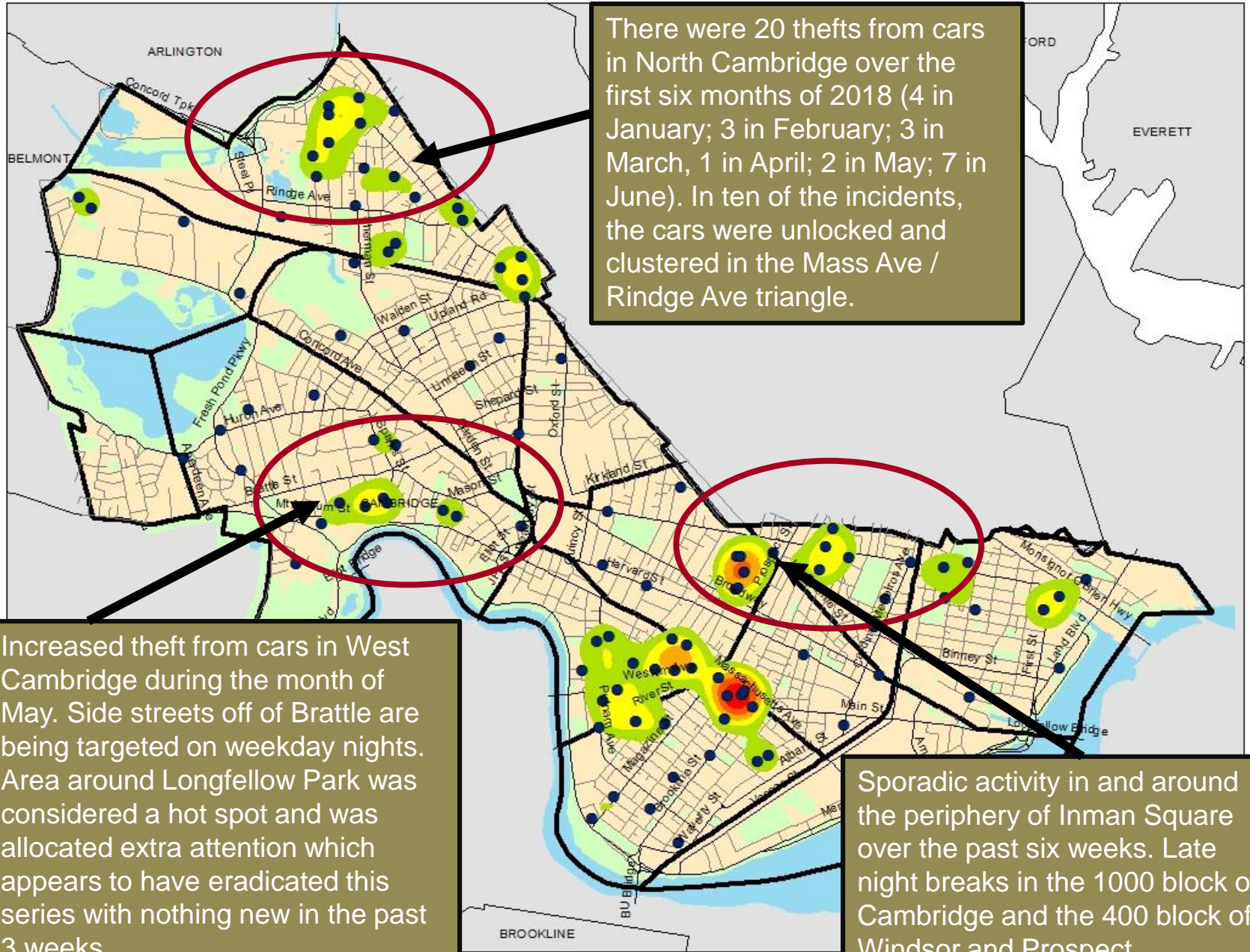




Geographic Breakdown of Larceny from Motor Vehicles: 1.1.18 – 6.30.18

Cambridge Police BridgeStat

June 2018



There were 20 thefts from cars in North Cambridge over the first six months of 2018 (4 in January; 3 in February; 3 in March, 1 in April; 2 in May; 7 in June). In ten of the incidents, the cars were unlocked and clustered in the Mass Ave / Rindge Ave triangle.

Increased theft from cars in West Cambridge during the month of May. Side streets off of Brattle are being targeted on weekday nights. Area around Longfellow Park was considered a hot spot and was allocated extra attention which appears to have eradicated this series with nothing new in the past 3 weeks.

Sporadic activity in and around the periphery of Inman Square over the past six weeks. Late night breaks in the 1000 block of Cambridge and the 400 block of Windsor and Prospect.



LARCENY: *from Person*

No Patterns

- After a variable year that eventually ended in an overall decrease in 2017, larcenies from the person through the first six months of 2018 have increased marginally and currently measure at 79 through July 2nd. This is 5% above this time in 2017 (4 more incidents) and is 17% below the five-year average of 95.
- Central Square has seen the most activity in 2018 with 34 incidents, followed by Harvard Square with 21 and Inman/Harrington with 11 incidents.
- A majority of the incidents have spanned all categories: thefts from patrons while dining, grab and runs, pocket-picking incidents, and the theft of unattended items that victims left behind. The most common scenario for those in Central Square were thefts of unattended items (13) or pocket pickings (9).
- A number of establishments throughout the city have reported more than one larceny from the person.
- Although no arrests have been made, suspects have been identified in 12 incidents, seven of which took place in Central Square.

Percent Change

Last 4 Weeks

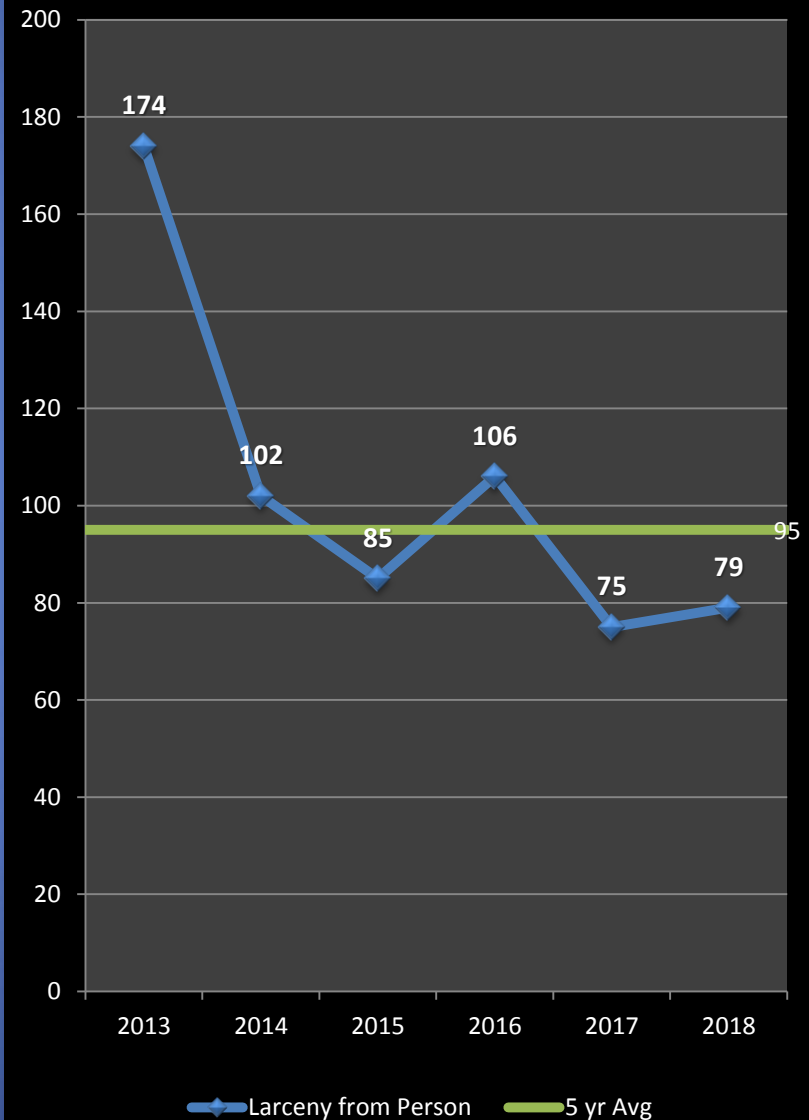
-6%

Previous Year

+5%

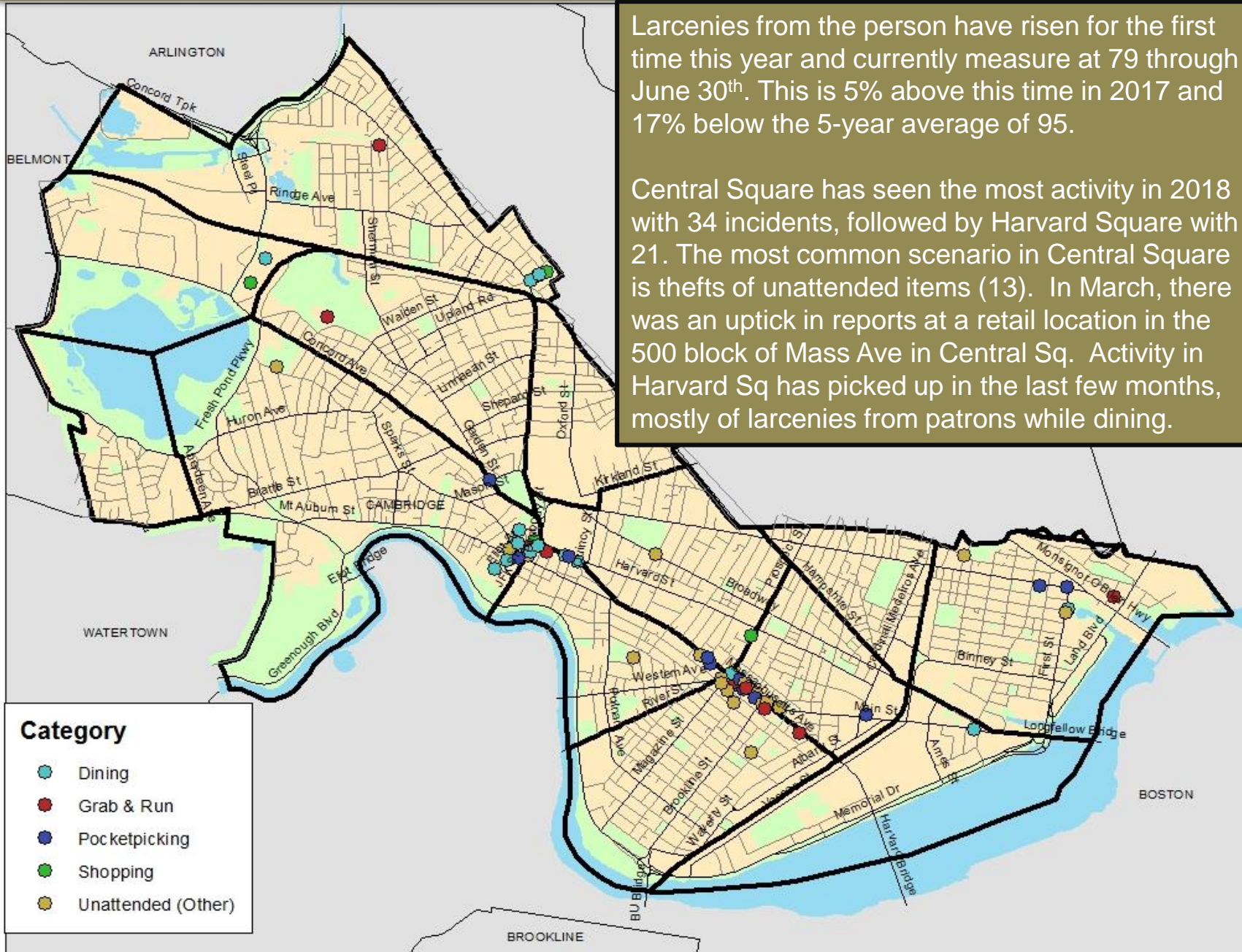
5-Year Average

-17%





Geographic Breakdown of Larceny from Persons: 1.1.18 – 6.30.18



Larcenies from the person have risen for the first time this year and currently measure at 79 through June 30th. This is 5% above this time in 2017 and 17% below the 5-year average of 95.

Central Square has seen the most activity in 2018 with 34 incidents, followed by Harvard Square with 21. The most common scenario in Central Square is thefts of unattended items (13). In March, there was an uptick in reports at a retail location in the 500 block of Mass Ave in Central Sq. Activity in Harvard Sq has picked up in the last few months, mostly of larcenies from patrons while dining.



LARCENY: of Bicycle

No Patterns

- Typically, very few bike thefts are reported in Cambridge during the cold winter months. Only two thefts were reported in January, while February and March experienced a few more with seven each. As warmer weather has returned, 12 thefts were recorded in April, 23 in May, 35 in June, and 2 so far in July. This equals 88 thefts thus far in 2018, which is 22 incidents (-20%) below the number reported through this time in 2017 and is 41 incidents (-32%) below the 5-year average of 129. Cambridgeport and East Cambridge saw the most in June with seven thefts each.
- Of the 88 bike thefts reported so far this year, 67 were reportedly locked at the time of the theft.

Top Neighborhoods for Bike Thefts Year-to-Date:

Neighborhood	YTD Total	% Citywide
The Port	15	17%
East Cambridge	13	15%
Cambridgeport	12	14%
N. Camb, Riverside, W. Camb.	9 each	10% each
Mid-Cambridge	8	9%
Peabody	7	8%

Percent Change

Last 4 Weeks

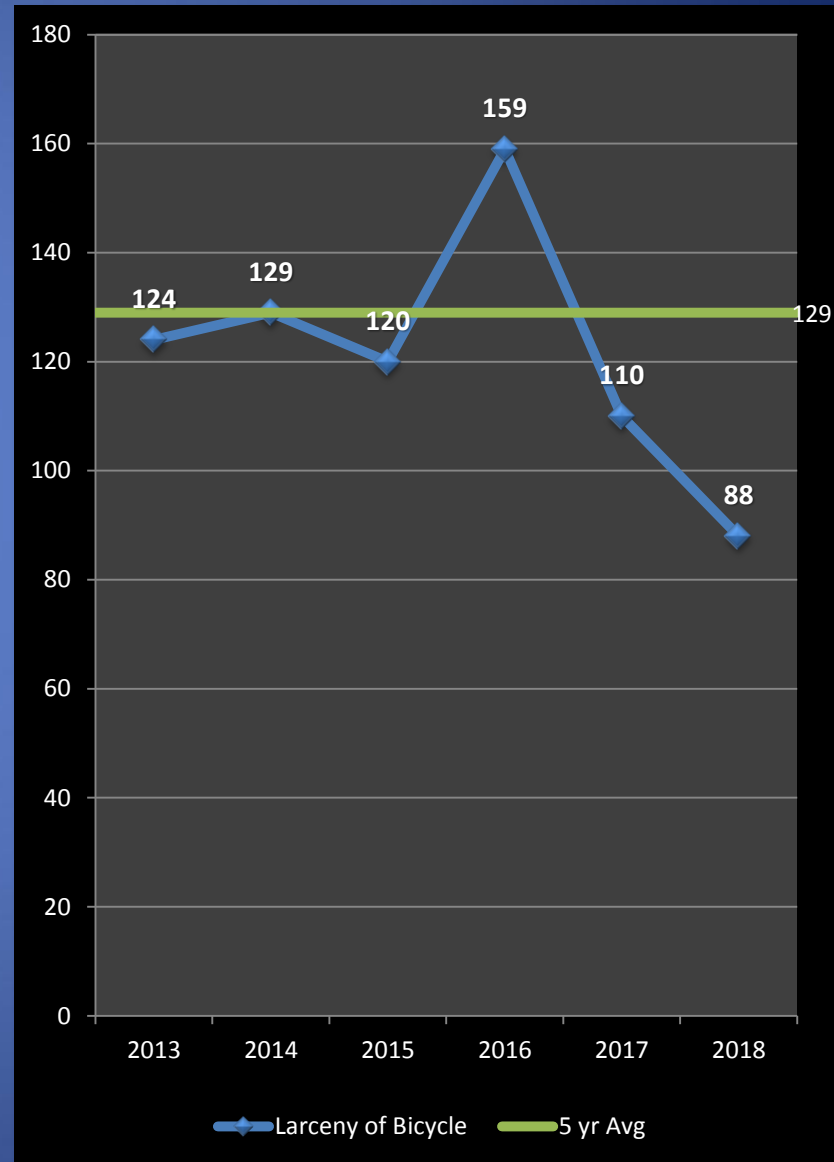
+38%

Previous Year

-20%

5-Year Average

-32%

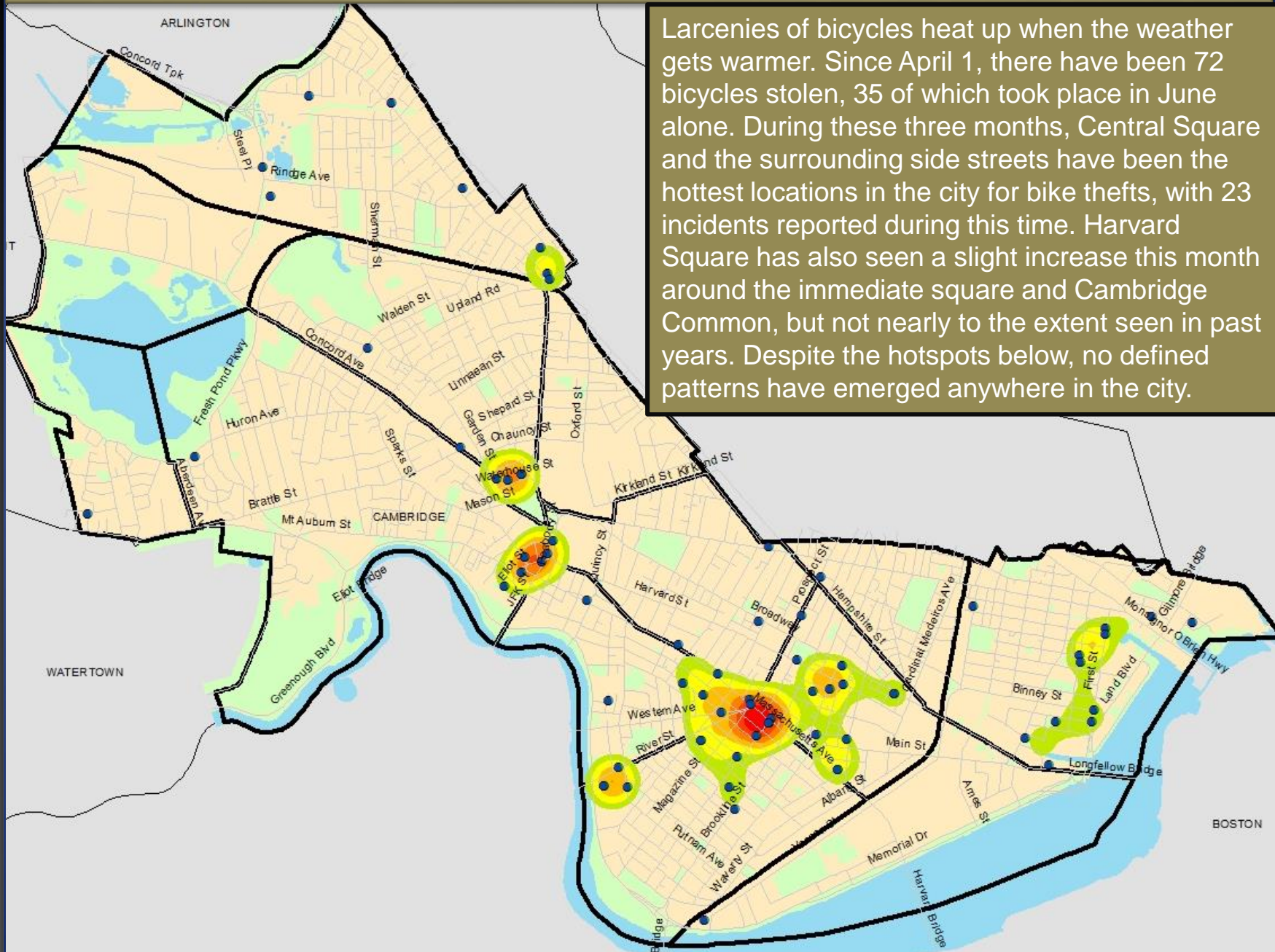




Geographic Breakdown of Bicycle Thefts: 4.1.18 – 7.2.18

Cambridge Police BridgeStat

June 2018

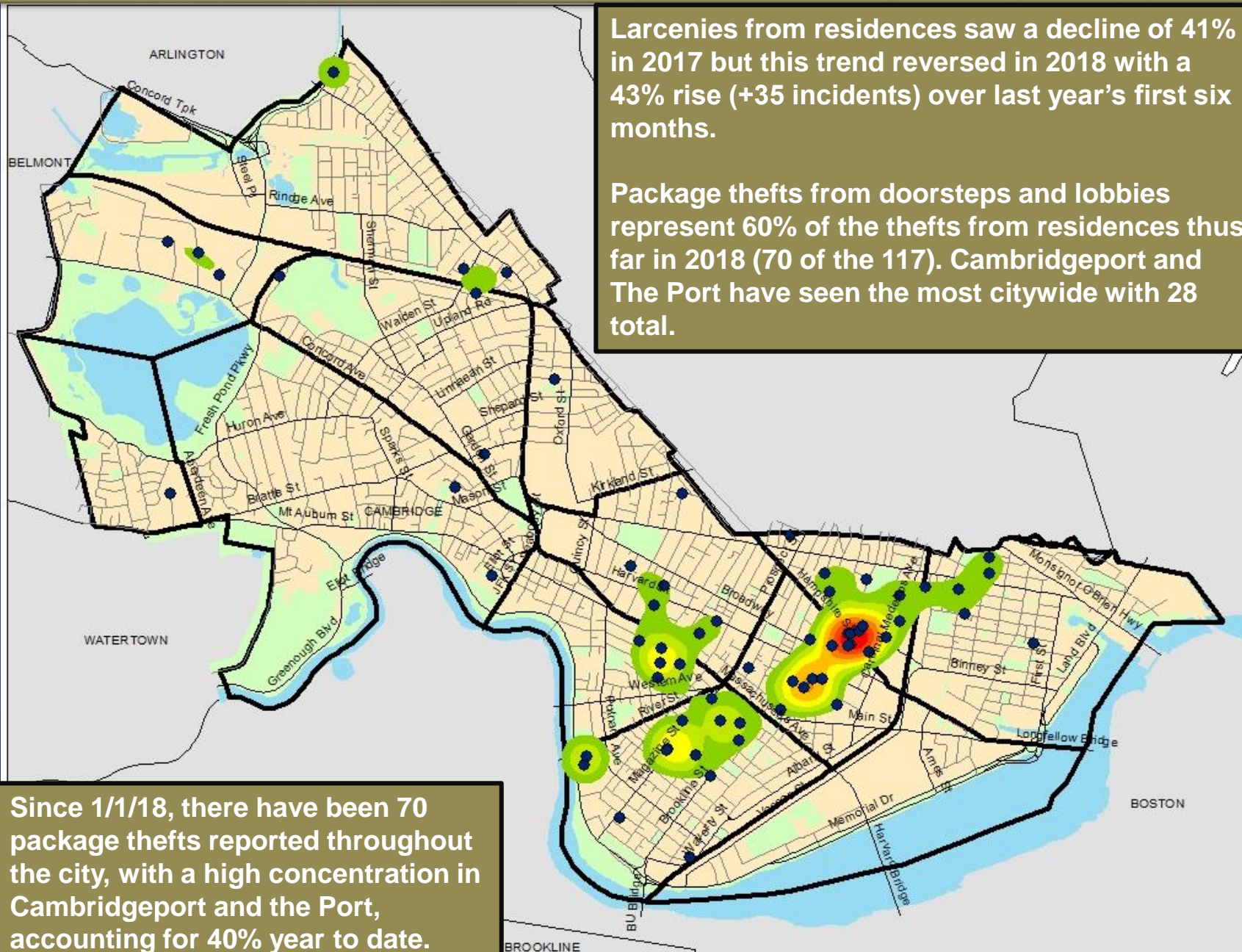


Larcenies of bicycles heat up when the weather gets warmer. Since April 1, there have been 72 bicycles stolen, 35 of which took place in June alone. During these three months, Central Square and the surrounding side streets have been the hottest locations in the city for bike thefts, with 23 incidents reported during this time. Harvard Square has also seen a slight increase this month around the immediate square and Cambridge Common, but not nearly to the extent seen in past years. Despite the hotspots below, no defined patterns have emerged anywhere in the city.



Geographic Breakdown of Package Thefts: 1.1.18 – 6.30.18

Cambridge Police BridgeStat



Larcenies from residences saw a decline of 41% in 2017 but this trend reversed in 2018 with a 43% rise (+35 incidents) over last year's first six months.

Package thefts from doorsteps and lobbies represent 60% of the thefts from residences thus far in 2018 (70 of the 117). Cambridgeport and The Port have seen the most citywide with 28 total.

Since 1/1/18, there have been 70 package thefts reported throughout the city, with a high concentration in Cambridgeport and the Port, accounting for 40% year to date.



AUTO THEFT

No Patterns

- The projected five-year weighted average for auto thefts through the first six months of the year is 54 incidents. With 33 thefts reported thus far in 2018, we are 39% below the average and 27% (12 incidents) below the 45 reported during this time frame in 2017.
- There was a slight increase from May to June with this crime type up one incident in the last four weeks, with 7 reported in June.
- Notably, 5 of the 6 auto thefts reported in January 2018 involved vehicles that were rented from Hertz or Thrifty Rental Cars in West Cambridge and were never returned. This trend was expected to continue, but it seems to have ended as no similar incidents have been reported in Cambridge since January.
- The 33 auto thefts reported thus far in 2018 took place in: West Cambridge (7, all except one from rental car companies), Inman Harrington (6), North Cambridge (5), East Cambridge (4), Riverside and the Port each with (3), Agassiz (2) and the following with one each: Peabody, Mid Cambridge and Cambridgeport.
- Eleven of the stolen vehicles, or 33%, have been recovered to date.

Percent Change

Last 4 Weeks

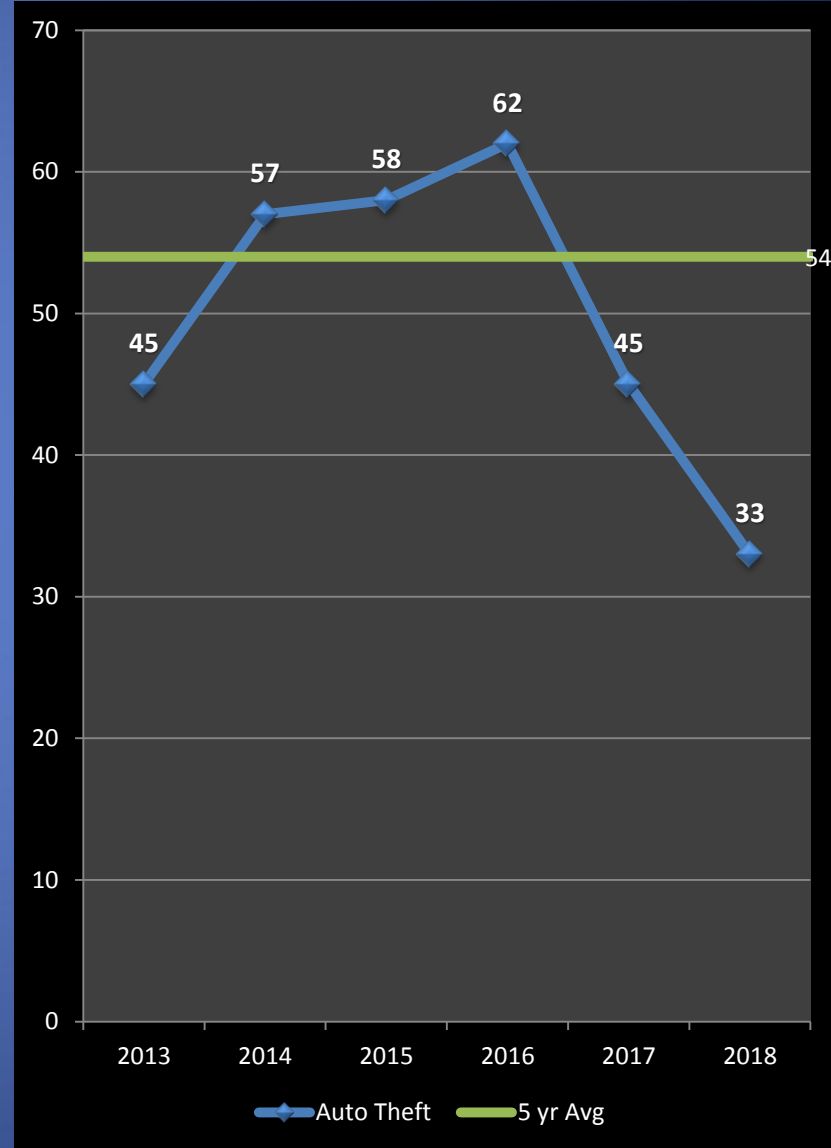
+17%

Previous Year

-27%

5-Year Average

-39%





Help Prevent Crime

And keep yourself informed!

To receive information from the CPD:

- Sign up with for the **Cambridge Alert Network**, to receive alerts about emerging crime patterns, neighborhood meetings, and crime prevention tips, by visiting www.CambridgeMa.gov/AlertNetwork.
- “Like” the Cambridge Police Department on Facebook at www.facebook.com/CambridgePolice
- Follow [@CambridgePolice](https://twitter.com/CambridgePolice) on Twitter.
- Visit our website at www.CambridgePolice.org for valuable information and reports including the Daily Log and BridgeStat, which is published on the first Friday of every month.
- Download our “MyPD” smartphone app at www.CambridgePolice.org/MyPD.

To Share Information with the CPD:

- Call our Non-Emergency Telephone Number at **617-349-3300**.
 - Every call for service generates a police response, so help drive our resources by reporting things that seem suspicious or out of the ordinary.
- Send an Anonymous TEXT-A-TIP:
 - Send an ANONYMOUS text message to **Tip411 (847411)**. Begin your message with Tip650 and then type your message. You will receive a response from the Cambridge Police with the option to continue communicating. Please remember that this is not a replacement for 9-1-1. **If you witness an emergency situation, please call 9-1-1 immediately.**
- Send an Anonymous Crime Tip E-Mail at www.CambridgePolice.org/Tips



Questions?

- The complete 2017 Cambridge Police Annual Crime Report is now available on our website at www.CambridgePolice.org.
- We welcome all questions, comments, and suggestions.
- Please direct your feedback to: BridgeStat@CambridgePolice.org.
- To review previous editions of BridgeStat, visit our website at www.CambridgePolice.org/BridgeStat.