



CAMBRIDGE HISTORICAL COMMISSION

831 Massachusetts Avenue, 2nd Fl., Cambridge, Massachusetts 02139
Telephone: 617 349 4683 TTY: 617 349 6112
E-mail: histcomm@cambridgema.gov URL: www.cambridgema.gov/Historic

APPLICATION FOR CERTIFICATE

- The undersigned hereby applies to the Cambridge Historical Commission for a Certificate of (check one box): Appropriateness, Nonapplicability, or Hardship, in accordance with Chapter 40C of the Massachusetts General Laws and/or Chapter 2.78 of the Municipal Code.
- Address of property: 173 Mt Auburn, Cambridge, Massachusetts
- Describe the proposed alteration(s), construction or demolition in the space provided below:
(An additional page can be attached, if necessary).

Permission for
 Depaint House and Trims as per your colours
 suggested Body Colour HC-168
 Trim HC-172

I certify that the information contained herein is true and accurate to the best of my knowledge and belief.
The undersigned also attests that he/she has read the statements printed on the reverse.

Name of Property Owner of Record: PRADEEP MANSUKHANI
 Mailing Address: pradeep.mansukhani@yahoo.com
 Telephone/Fax: 347 279 2906 E-mail: _____
 ⇒ Signature of Property Owner of Record: Pradeep Mansukhani
 (Required field; the application will not be considered complete without the property owner's signature)
 Name of proponent, if not record owner: NA
 Mailing Address: _____
 Telephone/Fax: _____ E-mail: _____

(for office use only):
 Date Application Received: 08/19/24 Case Number: 5173 Hearing Date: 8/5/24
 Type of Certificate Issued: _____ Date Issued: _____

part 1: paint color



CAMBRIDGE HISTORICAL COMMISSION

831 Massachusetts Avenue, 2nd Fl., Cambridge, Massachusetts 02139
Telephone: 617 349 4683 TTY: 617 349 6112
E-mail: histcomm@cambridgema.gov URL: www.cambridgema.gov/Historic

APPLICATION FOR CERTIFICATE

- The undersigned hereby applies to the Cambridge Historical Commission for a Certificate of (check one box): Appropriateness, Nonapplicability, or Hardship, in accordance with Chapter 40C of the Massachusetts General Laws and/or Chapter 2.78 of the Municipal Code.
- Address of property: 173 Mount Auburn Street, Cambridge, Massachusetts
- Describe the proposed alteration(s), construction or demolition in the space provided below:
(An additional page can be attached, if necessary).

Removing and replacing 41 windows, replacing like with like, no structural changes.
 40 replacement windows are inserts with 1 horizontal grid bar and 2 vertical bars.
 1 first-floor picture window has 3 vertical and 1 horizontal.
 2 awning windows, 1 picture window, 1 half-round window. The rest are double-hung windows.
 Replacement windows are wood structure with a protective Fibrex shell.
 Existing windows are single-pane and made of wood.

I certify that the information contained herein is true and accurate to the best of my knowledge and belief.
The undersigned also attests that he/she has read the statements printed on the reverse.

Name of Property Owner of Record: Pradeep Mansukhani

Mailing Address: 173 Mount Auburn Street, Cambridge MA 02138

Telephone/Fax: (781) 475-2656 E-mail: pradeep.mansukhani@yahoo.com

⇒ Signature of Property Owner of Record: Pradeep Mansukhani
(Required field; the application will not be considered complete without the property owner's signature)

Name of proponent, if not record owner: Home Depot USA, Inc.

Mailing Address: 2455 Paces Ferry Road, Atlanta GA 30339

Telephone/Fax: 860-952-4112 E-mail: permits@gopermits.org


(for office use only):

Date Application Received: _____ Case Number: 5173 Hearing Date: 8/5/24

Type of Certificate Issued: _____ Date Issued: _____

part 2: windows

PROJECT SPECIFICATION



Date: <u>08/04/2024</u> Sales Consultant : <u>Princewill Johnson</u> Sales Consultant Phone # : <u>(774) 284-5297</u>	Branch: <u>New England South</u> CSC Phone: <u>HOME DEPOT PHONE: (877)-903-3768</u> License(s): _____
---	---

INSTALLATION ADDRESS: 173 Mount Auburn Street
Cambridge MA 02138
 Job #: F44890439

PURCHASER(S):	Work Phone	Home Phone	Cell Phone
<u>Pradeep Mansukhani</u>	_____	_____	<u>(781) 475-2656</u>
_____	_____	_____	_____


PROJECT NAME: Windows Quote

Customer Signature: _____ Date: 08/04/2024

PROJECT SPECIFICATIONS

1	1st/LIV/Windows
Andersen, Tilt Wash Double Hung (Insert), White Int. Finish, White Ext. Finish, Width 30, Height 51, Width + Height 81, Glass - Standard, Sculptured - Grids Between Glass Grid, COLONIAL Pattern, Int. Grid Color, White Ext. Grid Color, TOP Grid Position, 1 Bar(s) Horizontal, 2 Bar(s) Vertical, Hardware Option(s) White Finish, Standard Hardware, Labor Option(s) Remove & Reinstall Existing Exterior Shutters (Per Pair), Window / Door Wraps – F&I Up To 120 UI (Per Each), Wrap Color White	
2	1st/LIV/Windows
Andersen, Tilt Wash Double Hung (Insert), White Int. Finish, White Ext. Finish, Width 30, Height 51, Width + Height 81, Glass - Standard, Sculptured - Grids Between Glass Grid, COLONIAL Pattern, Int. Grid Color, White Ext. Grid Color, TOP Grid Position, 1 Bar(s) Horizontal, 2 Bar(s) Vertical, Hardware Option(s) White Finish, Standard Hardware, Labor Option(s) Remove & Reinstall Existing Exterior Shutters (Per Pair), Window / Door Wraps – F&I Up To 120 UI (Per Each), Wrap Color White	
3	1st/LIV/Windows
Andersen, Tilt Wash Double Hung (Insert), White Int. Finish, White Ext. Finish, Width 30, Height 51, Width + Height 81, Glass - Standard, Sculptured - Grids Between Glass Grid, COLONIAL Pattern, Int. Grid Color, White Ext. Grid Color, TOP Grid Position, 1 Bar(s) Horizontal, 2 Bar(s) Vertical, Hardware Option(s) White Finish, Standard Hardware, Labor Option(s) Remove & Reinstall Existing Exterior Shutters (Per Pair), Window / Door Wraps – F&I Up To 120 UI (Per Each), Wrap Color White	
4	1st/LIV/Windows
Andersen, Tilt Wash Double Hung (Insert), White Int. Finish, White Ext. Finish, Width 30, Height 51, Width + Height 81, Glass - Standard, Sculptured - Grids Between Glass Grid, COLONIAL Pattern, Int. Grid Color, White Ext. Grid Color, TOP Grid Position, 1 Bar(s) Horizontal, 2 Bar(s) Vertical, Hardware Option(s) White Finish, Standard Hardware, Labor Option(s) Remove & Reinstall Existing Exterior Shutters (Per Pair), Window / Door Wraps – F&I Up To 120 UI (Per Each), Wrap Color White	

PROJECT SPECIFICATION



Purchaser's Name: <u>Pradeep Mansukhani</u>	Job#: <u>F44890439</u>
---	------------------------

PROJECT NAME: Windows Quote

PROJECT SPECIFICATIONS

5	1st/EXER/Windows	Andersen, Tilt Wash Double Hung (Insert), White Int. Finish, White Ext. Finish, Width 35, Height 60, Width + Height 95, Glass - Standard, Sculptured - Grids Between Glass Grid, COLONIAL Pattern, Int. Grid Color, White Ext. Grid Color, TOP Grid Position, 1 Bar(s) Horizontal, 2 Bar(s) Vertical, Hardware Option(s) White Finish, Standard Hardware, Labor Option(s) Remove & Reinstall Existing Exterior Shutters (Per Pair), New Exterior Wood Casing / Replace Rotted Wood F&I (Per Lineal Ft.), Window / Door Wraps – F&I Up To 120 UI (Per Each), Wrap Color White
6	1st/EXER/Windows	Andersen, Tilt Wash Double Hung (Insert), White Int. Finish, White Ext. Finish, Width 35, Height 60, Width + Height 95, Glass - Standard, Sculptured - Grids Between Glass Grid, COLONIAL Pattern, Int. Grid Color, White Ext. Grid Color, TOP Grid Position, 1 Bar(s) Horizontal, 2 Bar(s) Vertical, Hardware Option(s) White Finish, Standard Hardware, Labor Option(s) Remove & Reinstall Existing Exterior Shutters (Per Pair), New Exterior Wood Casing / Replace Rotted Wood F&I (Per Lineal Ft.), Window / Door Wraps – F&I Up To 120 UI (Per Each), Wrap Color White
7	1st/KITCH/Windows	Andersen, Tilt Wash Double Hung (Insert), White Int. Finish, White Ext. Finish, Width 35, Height 60, Width + Height 95, Glass - Standard, Sculptured - Grids Between Glass Grid, COLONIAL Pattern, Int. Grid Color, White Ext. Grid Color, TOP Grid Position, 1 Bar(s) Horizontal, 2 Bar(s) Vertical, Hardware Option(s) White Finish, Standard Hardware, Labor Option(s) Remove & Reinstall Existing Exterior Shutters (Per Pair), Window / Door Wraps – F&I Up To 120 UI (Per Each), Wrap Color White
8	1st/KITCH/Windows	Andersen, Tilt Wash Double Hung (Insert), White Int. Finish, White Ext. Finish, Width 35, Height 60, Width + Height 95, Glass - Standard, Sculptured - Grids Between Glass Grid, COLONIAL Pattern, Int. Grid Color, White Ext. Grid Color, TOP Grid Position, 1 Bar(s) Horizontal, 2 Bar(s) Vertical, Hardware Option(s) White Finish, Standard Hardware, Labor Option(s) Remove & Reinstall Existing Exterior Shutters (Per Pair), Window / Door Wraps – F&I Up To 120 UI (Per Each), Wrap Color White
9	1st/KITCH/Windows	Andersen, Tilt Wash Double Hung (Insert), White Int. Finish, White Ext. Finish, Width 35, Height 60, Width + Height 95, Glass - Standard, Sculptured - Grids Between Glass Grid, COLONIAL Pattern, Int. Grid Color, White Ext. Grid Color, TOP Grid Position, 1 Bar(s) Horizontal, 2 Bar(s) Vertical, Hardware Option(s) White Finish, Standard Hardware, Labor Option(s) Remove & Reinstall Existing Exterior Shutters (Per Pair), Window / Door Wraps – F&I Up To 120 UI (Per Each), Wrap Color White
10	1st/KITCH/Windows	Andersen, Tilt Wash Double Hung (Insert), White Int. Finish, White Ext. Finish, Width 23, Height 51, Width + Height 74, Glass - Standard, Sculptured - Grids Between Glass Grid, COLONIAL Pattern, Int. Grid Color, White Ext. Grid Color, TOP Grid Position, 1 Bar(s) Horizontal, 2 Bar(s) Vertical, Hardware Option(s) White Finish, Standard Hardware, Labor Option(s) Remove & Reinstall Existing Exterior Shutters (Per Pair), Window / Door Wraps – F&I Up To 120 UI (Per Each), Wrap Color White

PROJECT SPECIFICATION




Purchaser's Name: <u>Pradeep Mansukhani</u>	Job#: <u>F44890439</u>
---	------------------------

PROJECT NAME: Windows Quote

PROJECT SPECIFICATIONS

11	1st/KITCH/Windows	Andersen, Tilt Wash Double Hung (Insert), White Int. Finish, White Ext. Finish, Width 27, Height 36.375, Width + Height 63.375, Glass - Standard, Sculptured - Grids Between Glass Grid, COLONIAL Pattern, Int. Grid Color, White Ext. Grid Color, TOP Grid Position, 1 Bar(s) Horizontal, 2 Bar(s) Vertical, Hardware Option(s) White Finish, Standard Hardware, Labor Option(s) Remove & Reinstall Existing Exterior Shutters (Per Pair), Window / Door Wraps – F&I Up To 120 UI (Per Each), Wrap Color White
12	1st/KITCH/Windows	Andersen, Tilt Wash Double Hung (Insert), White Int. Finish, White Ext. Finish, Width 34, Height 52, Width + Height 86, Glass - Standard, Sculptured - Grids Between Glass Grid, COLONIAL Pattern, Int. Grid Color, White Ext. Grid Color, TOP Grid Position, 1 Bar(s) Horizontal, 2 Bar(s) Vertical, Hardware Option(s) White Finish, Standard Hardware, Labor Option(s) Remove & Reinstall Existing Exterior Shutters (Per Pair), Window / Door Wraps – F&I Up To 120 UI (Per Each), Wrap Color White
13	1st/KITCH/Windows	Andersen, Tilt Wash Double Hung (Insert), White Int. Finish, White Ext. Finish, Width 34, Height 52, Width + Height 86, Glass - Standard, Sculptured - Grids Between Glass Grid, COLONIAL Pattern, Int. Grid Color, White Ext. Grid Color, TOP Grid Position, 1 Bar(s) Horizontal, 2 Bar(s) Vertical, Hardware Option(s) White Finish, Standard Hardware, Labor Option(s) Remove & Reinstall Existing Exterior Shutters (Per Pair), Window / Door Wraps – F&I Up To 120 UI (Per Each), Wrap Color White
14	1st/BATH/Windows	Andersen, Tilt Wash Double Hung (Insert), White Int. Finish, White Ext. Finish, Width 28, Height 36.375, Width + Height 64.375, Glass - Standard Tempered Glass Full, Sculptured - Grids Between Glass Grid, COLONIAL Pattern, Int. Grid Color, White Ext. Grid Color, TOP Grid Position, 1 Bar(s) Horizontal, 2 Bar(s) Vertical, Hardware Option(s) White Finish, Standard Hardware, Labor Option(s) Remove & Reinstall Existing Exterior Shutters (Per Pair), Window / Door Wraps – F&I Up To 120 UI (Per Each), Wrap Color White
15	2nd/HALL/Windows	Andersen, Tilt Wash Double Hung (Insert), White Int. Finish, White Ext. Finish, Width 35, Height 84, Width + Height 119, Glass - Standard Tempered Glass Full, WOCD Screen, Sculptured - Grids Between Glass Grid, COLONIAL Pattern, Int. Grid Color, White Ext. Grid Color, TOP Grid Position, 1 Bar(s) Horizontal, 2 Bar(s) Vertical, Hardware Option(s) White Finish, Standard Hardware, Labor Option(s) Remove & Reinstall Existing Exterior Shutters (Per Pair), Window / Door Wraps – F&I Up To 120 UI (Per Each), Wrap Color White
16	2nd/BED/Windows	Andersen, Tilt Wash Double Hung (Insert), White Int. Finish, White Ext. Finish, Width 35, Height 55, Width + Height 90, Glass - Standard, WOCD Screen, Sculptured - Grids Between Glass Grid, COLONIAL Pattern, Int. Grid Color, White Ext. Grid Color, TOP Grid Position, 1 Bar(s) Horizontal, 2 Bar(s) Vertical, Hardware Option(s) White Finish, Standard Hardware, Labor Option(s) Remove & Reinstall Existing Exterior Shutters (Per Pair), Window / Door Wraps – F&I Up To 120 UI (Per Each), Wrap Color White

PROJECT SPECIFICATION



Purchaser's Name: Pradeep Mansukhani


Job#: F44890439

PROJECT NAME: Windows Quote

PROJECT SPECIFICATIONS

17	2nd/BED/Windows	Andersen, Tilt Wash Double Hung (Insert), White Int. Finish, White Ext. Finish, Width 35, Height 55, Width + Height 90, Glass - Standard, WOCD Screen, Sculptured - Grids Between Glass Grid, COLONIAL Pattern, Int. Grid Color, White Ext. Grid Color, TOP Grid Position, 1 Bar(s) Horizontal, 2 Bar(s) Vertical, Hardware Option(s) White Finish, Standard Hardware, Labor Option(s) Remove & Reinstall Existing Exterior Shutters (Per Pair), Window / Door Wraps - F&I Up To 120 UI (Per Each), Wrap Color White
18	2nd/BED/Windows	Andersen, Tilt Wash Double Hung (Insert), White Int. Finish, White Ext. Finish, Width 35, Height 55, Width + Height 90, Glass - Standard, WOCD Screen, Sculptured - Grids Between Glass Grid, COLONIAL Pattern, Int. Grid Color, White Ext. Grid Color, TOP Grid Position, 1 Bar(s) Horizontal, 2 Bar(s) Vertical, Hardware Option(s) White Finish, Standard Hardware, Labor Option(s) Remove & Reinstall Existing Exterior Shutters (Per Pair), Window / Door Wraps - F&I Up To 120 UI (Per Each), Wrap Color White
19	2nd/BATH/Windows	Andersen, Tilt Wash Double Hung (Insert), White Int. Finish, White Ext. Finish, Width 24, Height 42, Width + Height 66, Glass - Standard Tempered Glass Full, WOCD Screen, Sculptured - Grids Between Glass Grid, COLONIAL Pattern, Int. Grid Color, White Ext. Grid Color, TOP Grid Position, 1 Bar(s) Horizontal, 2 Bar(s) Vertical, Hardware Option(s) White Finish, Standard Hardware, Labor Option(s) Remove & Reinstall Existing Exterior Shutters (Per Pair), Window / Door Wraps - F&I Up To 120 UI (Per Each), Wrap Color White
20	2nd/BATH/Windows	Andersen, Tilt Wash Double Hung (Insert), White Int. Finish, White Ext. Finish, Width 23, Height 56, Width + Height 79, Glass - Standard Tempered Glass Full, WOCD Screen, Sculptured - Grids Between Glass Grid, COLONIAL Pattern, Int. Grid Color, White Ext. Grid Color, TOP Grid Position, 1 Bar(s) Horizontal, 2 Bar(s) Vertical, Hardware Option(s) White Finish, Standard Hardware, Labor Option(s) Remove & Reinstall Existing Exterior Shutters (Per Pair), Window / Door Wraps - F&I Up To 120 UI (Per Each), Wrap Color White
21	2nd/KITCH/Windows	Andersen, Tilt Wash Double Hung (Insert), White Int. Finish, White Ext. Finish, Width 35, Height 55, Width + Height 90, Glass - Standard, WOCD Screen, Sculptured - Grids Between Glass Grid, COLONIAL Pattern, Int. Grid Color, White Ext. Grid Color, TOP Grid Position, 1 Bar(s) Horizontal, 2 Bar(s) Vertical, Hardware Option(s) White Finish, Standard Hardware, Labor Option(s) Remove & Reinstall Existing Exterior Shutters (Per Pair), Window / Door Wraps - F&I Up To 120 UI (Per Each), Wrap Color White
22	2nd/KITCH/Windows	Andersen, Tilt Wash Double Hung (Insert), White Int. Finish, White Ext. Finish, Width 35, Height 55, Width + Height 90, Glass - Standard, WOCD Screen, Sculptured - Grids Between Glass Grid, COLONIAL Pattern, Int. Grid Color, White Ext. Grid Color, TOP Grid Position, 1 Bar(s) Horizontal, 2 Bar(s) Vertical, Hardware Option(s) White Finish, Standard Hardware, Labor Option(s) Remove & Reinstall Existing Exterior Shutters (Per Pair), Window / Door Wraps - F&I Up To 120 UI (Per Each), Wrap Color White

PROJECT SPECIFICATION



Purchaser's Name: Pradeep Mansukhani


Job#: F44890439

PROJECT NAME: Windows Quote

PROJECT SPECIFICATIONS

23	2nd/BED1/Windows
Andersen, Tilt Wash Double Hung (Insert), White Int. Finish, White Ext. Finish, Width 35, Height 55, Width + Height 90, Glass - Standard, WOCD Screen, Sculptured - Grids Between Glass Grid, COLONIAL Pattern, Int. Grid Color, White Ext. Grid Color, TOP Grid Position, 1 Bar(s) Horizontal, 2 Bar(s) Vertical, Hardware Option(s) White Finish, Standard Hardware, Labor Option(s) Remove & Reinstall Existing Exterior Shutters (Per Pair), Window / Door Wraps – F&I Up To 120 UI (Per Each), Wrap Color White	
24	2nd/BED1/Windows
Andersen, Tilt Wash Double Hung (Insert), White Int. Finish, White Ext. Finish, Width 35, Height 55, Width + Height 90, Glass - Standard, WOCD Screen, Sculptured - Grids Between Glass Grid, COLONIAL Pattern, Int. Grid Color, White Ext. Grid Color, TOP Grid Position, 1 Bar(s) Horizontal, 2 Bar(s) Vertical, Hardware Option(s) White Finish, Standard Hardware, Labor Option(s) Remove & Reinstall Existing Exterior Shutters (Per Pair), Window / Door Wraps – F&I Up To 120 UI (Per Each), Wrap Color White	
25	2nd/BED1/Windows
Andersen, Half Round (Circle Top) (HR), White Int. Finish, White Ext. Finish, Width 35.9375, Height 20.25, Width + Height 56.1875, Glass - Standard, Sunburst Pattern, White Int. Grid Color, White Ext. Grid Color, ALL Grid Position, 1 Bar(s) Horizontal, 2 Bar(s) Vertical, Wrap Color White	
26	2nd/BED2/Windows
Andersen, Tilt Wash Double Hung (Insert), White Int. Finish, White Ext. Finish, Width 35, Height 55, Width + Height 90, Glass - Standard, WOCD Screen, Sculptured - Grids Between Glass Grid, COLONIAL Pattern, Int. Grid Color, White Ext. Grid Color, TOP Grid Position, 1 Bar(s) Horizontal, 2 Bar(s) Vertical, Hardware Option(s) White Finish, Standard Hardware, Labor Option(s) Remove & Reinstall Existing Exterior Shutters (Per Pair), Window / Door Wraps – F&I Up To 120 UI (Per Each), Wrap Color White	
27	2nd/BED2/Windows
Andersen, Tilt Wash Double Hung (Insert), White Int. Finish, White Ext. Finish, Width 35, Height 55, Width + Height 90, Glass - Standard, WOCD Screen, Sculptured - Grids Between Glass Grid, COLONIAL Pattern, Int. Grid Color, White Ext. Grid Color, TOP Grid Position, 1 Bar(s) Horizontal, 2 Bar(s) Vertical, Hardware Option(s) White Finish, Standard Hardware, Labor Option(s) Remove & Reinstall Existing Exterior Shutters (Per Pair), Window / Door Wraps – F&I Up To 120 UI (Per Each), Wrap Color White	
28	2nd/BED3/Windows
Andersen, Tilt Wash Double Hung (Insert), White Int. Finish, White Ext. Finish, Width 35, Height 55, Width + Height 90, Glass - Standard, WOCD Screen, Sculptured - Grids Between Glass Grid, COLONIAL Pattern, Int. Grid Color, White Ext. Grid Color, TOP Grid Position, 1 Bar(s) Horizontal, 2 Bar(s) Vertical, Hardware Option(s) White Finish, Standard Hardware, Labor Option(s) Remove & Reinstall Existing Exterior Shutters (Per Pair), Window / Door Wraps – F&I Up To 120 UI (Per Each), Wrap Color White	

PROJECT SPECIFICATION



Purchaser's Name: Pradeep Mansukhani


Job#: F44890439

PROJECT NAME: Windows Quote

PROJECT SPECIFICATIONS

29	2nd/BED3/Windows	Andersen, Tilt Wash Double Hung (Insert), White Int. Finish, White Ext. Finish, Width 35, Height 55, Width + Height 90, Glass - Standard, WOCD Screen, Sculptured - Grids Between Glass Grid, COLONIAL Pattern, Int. Grid Color, White Ext. Grid Color, TOP Grid Position, 1 Bar(s) Horizontal, 2 Bar(s) Vertical, Hardware Option(s) White Finish, Standard Hardware, Labor Option(s) Remove & Reinstall Existing Exterior Shutters (Per Pair), Window / Door Wraps – F&I Up To 120 UI (Per Each), Wrap Color White
30	2nd/HALL/Windows	Andersen, Tilt Wash Double Hung (Insert), White Int. Finish, White Ext. Finish, Width 35, Height 64, Width + Height 99, Glass - Standard, WOCD Screen, Sculptured - Grids Between Glass Grid, COLONIAL Pattern, Int. Grid Color, White Ext. Grid Color, TOP Grid Position, 1 Bar(s) Horizontal, 2 Bar(s) Vertical, Hardware Option(s) White Finish, Standard Hardware, Labor Option(s) Remove & Reinstall Existing Exterior Shutters (Per Pair), Window / Door Wraps – F&I Up To 120 UI (Per Each), Wrap Color White
31	2nd/HALL/Windows	Andersen, Awning Operating (Ins), White Int. Finish, White Ext. Finish, Width 35, Height 23, Width + Height 58, X Handing, Glass - Standard, Sculptured - Grids Between Glass Grid, COLONIAL Pattern, Int. Grid Color, White Ext. Grid Color, ALL Grid Position, 1 Bar(s) Horizontal, 2 Bar(s) Vertical, Hardware Option(s) White Finish, Standard Hardware, Labor Option(s) Remove & Reinstall Existing Exterior Shutters (Per Pair), Window / Door Wraps – F&I Up To 120 UI (Per Each), Wrap Color White
32	3rd/BED/Windows	Andersen, Tilt Wash Double Hung (Insert), White Int. Finish, White Ext. Finish, Width 27, Height 36.375, Width + Height 63.375, Glass - Standard, WOCD Screen, Sculptured - Grids Between Glass Grid, COLONIAL Pattern, Int. Grid Color, White Ext. Grid Color, TOP Grid Position, 1 Bar(s) Horizontal, 2 Bar(s) Vertical, Hardware Option(s) White Finish, Standard Hardware, Labor Option(s) Remove & Reinstall Existing Exterior Shutters (Per Pair), Window / Door Wraps – F&I Up To 120 UI (Per Each), Wrap Color White
33	3rd/BED/Windows	Andersen, Tilt Wash Double Hung (Insert), White Int. Finish, White Ext. Finish, Width 27, Height 36.375, Width + Height 63.375, Glass - Standard, WOCD Screen, Sculptured - Grids Between Glass Grid, COLONIAL Pattern, Int. Grid Color, White Ext. Grid Color, TOP Grid Position, 1 Bar(s) Horizontal, 2 Bar(s) Vertical, Hardware Option(s) White Finish, Standard Hardware, Labor Option(s) Remove & Reinstall Existing Exterior Shutters (Per Pair), Window / Door Wraps – F&I Up To 120 UI (Per Each), Wrap Color White
34	3rd/MBED/Windows	Andersen, Tilt Wash Double Hung (Insert), White Int. Finish, White Ext. Finish, Width 32, Height 36.375, Width + Height 68.375, Glass - Standard, WOCD Screen, Sculptured - Grids Between Glass Grid, COLONIAL Pattern, Int. Grid Color, White Ext. Grid Color, TOP Grid Position, 1 Bar(s) Horizontal, 2 Bar(s) Vertical, Hardware Option(s) White Finish, Standard Hardware, Labor Option(s) Remove & Reinstall Existing Exterior Shutters (Per Pair), Window / Door Wraps – F&I Up To 120 UI (Per Each), Wrap Color White

PROJECT SPECIFICATION



Purchaser's Name: Pradeep Mansukhani

Job#: F44890439

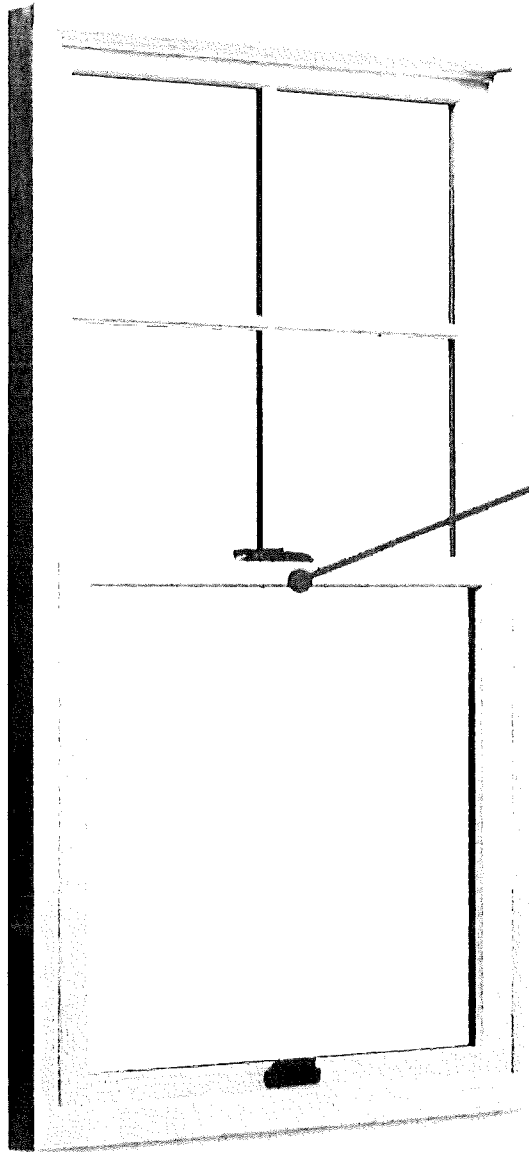
PROJECT NAME: Windows Quote

PROJECT SPECIFICATIONS

35	3rd/MBED/Windows	Andersen, Tilt Wash Double Hung (Insert), White Int. Finish, White Ext. Finish, Width 32, Height 36.375, Width + Height 68.375, Glass - Standard, WOCD Screen, Sculptured - Grids Between Glass Grid, COLONIAL Pattern, Int. Grid Color, White Ext. Grid Color, TOP Grid Position, 1 Bar(s) Horizontal, 2 Bar(s) Vertical, Hardware Option(s) White Finish, Standard Hardware, Labor Option(s) Remove & Reinstall Existing Exterior Shutters (Per Pair), Window / Door Wraps - F&I Up To 120 UI (Per Each), Wrap Color White
36	3rd/MBED/Windows	Andersen, Tilt Wash Double Hung (Insert), White Int. Finish, White Ext. Finish, Width 32, Height 36.375, Width + Height 68.375, Glass - Standard, WOCD Screen, Sculptured - Grids Between Glass Grid, COLONIAL Pattern, Int. Grid Color, White Ext. Grid Color, TOP Grid Position, 1 Bar(s) Horizontal, 2 Bar(s) Vertical, Hardware Option(s) White Finish, Standard Hardware, Labor Option(s) Remove & Reinstall Existing Exterior Shutters (Per Pair), Window / Door Wraps - F&I Up To 120 UI (Per Each), Wrap Color White
37	3rd/BED1/Windows	Andersen, Tilt Wash Double Hung (Insert), White Int. Finish, White Ext. Finish, Width 27, Height 36.375, Width + Height 63.375, Glass - Standard, WOCD Screen, Sculptured - Grids Between Glass Grid, COLONIAL Pattern, Int. Grid Color, White Ext. Grid Color, TOP Grid Position, 1 Bar(s) Horizontal, 2 Bar(s) Vertical, Hardware Option(s) White Finish, Standard Hardware, Labor Option(s) Remove & Reinstall Existing Exterior Shutters (Per Pair), Window / Door Wraps - F&I Up To 120 UI (Per Each), Wrap Color White
38	3rd/BED1/Windows	Andersen, Tilt Wash Double Hung (Insert), White Int. Finish, White Ext. Finish, Width 27, Height 36.375, Width + Height 63.375, Glass - Standard, WOCD Screen, Sculptured - Grids Between Glass Grid, COLONIAL Pattern, Int. Grid Color, White Ext. Grid Color, TOP Grid Position, 1 Bar(s) Horizontal, 2 Bar(s) Vertical, Hardware Option(s) White Finish, Standard Hardware, Labor Option(s) Remove & Reinstall Existing Exterior Shutters (Per Pair), Window / Door Wraps - F&I Up To 120 UI (Per Each), Wrap Color White
39	3rd/BATH/Windows	Andersen, Tilt Wash Double Hung (Insert), White Int. Finish, White Ext. Finish, Width 30, Height 48, Width + Height 78, Glass - Standard Tempered Glass Full, WOCD Screen, Sculptured - Grids Between Glass Grid, COLONIAL Pattern, Int. Grid Color, White Ext. Grid Color, TOP Grid Position, 1 Bar(s) Horizontal, 2 Bar(s) Vertical, Hardware Option(s) White Finish, Standard Hardware, Labor Option(s) Remove & Reinstall Existing Exterior Shutters (Per Pair), Window / Door Wraps - F&I Up To 120 UI (Per Each), Wrap Color White
40	Basement/BSMT/Windows	Andersen, Awning Operating (Ins), White Int. Finish, White Ext. Finish, Width 35, Height 24, Width + Height 59, X Handing, Glass - Standard Tempered Glass Full, Sculptured - Grids Between Glass Grid, COLONIAL Pattern, Int. Grid Color, White Ext. Grid Color, ALL Grid Position, 1 Bar(s) Horizontal, 2 Bar(s) Vertical, Hardware Option(s) White Finish, Standard Hardware, Labor Option(s) Remove & Reinstall Existing Exterior Shutters (Per Pair), Window / Door Wraps - F&I Up To 120 UI (Per Each), Wrap Color White

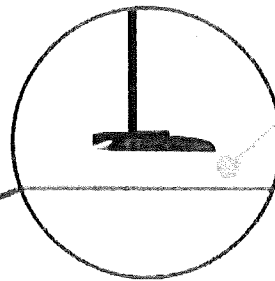
400 SERIES DOUBLE-HUNG WINDOWS TILT-WASH

Andersen 




Time-tested, classic wood double-hung window

This window provides a classic blend of engineering and craftsmanship. Extremely energy efficient, it gives you a wide array of decorative and performance options.



THIN PROFILE

The thinner profile on these windows is the perfect balance of beautiful wood and contemporary styling.



TILT-WASH WINDOW

Tilt-wash windows conveniently tilt into your home, making them easy to clean.

OPTIONAL HARDWARE

CLASSIC SERIES

TRADITIONAL

Sash Lift



Shown in Oil Rubbed Bronze

Antique Brass | Bright Brass | Brushed Chrome | Oil Rubbed Bronze | Polished Chrome | Satin Nickel
Stone | White

Hand Lift



CLASSIC SERIES

Sash Lift




Shown in White
Stone | White

Hand Lift



Shown in White
Stone | White


400 SERIES TILT-WASH WINDOWS



Shown in Stone
Stone | White



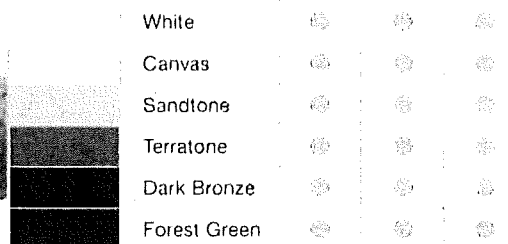
HARDWARE FINISHES




This window hardware is created especially for Andersen, with a wide range of finishes. Choose window hardware finishes that coordinate with lighting and other room décor. Oil Rubbed Bronze and Distressed Bronze are living finishes that will change with time and use.




Low-Maintenance Exteriors



Interiors



Easy Cleaning




DESIGN ADVANTAGES

LOW-E SMART SUN™ GLASS

Low-E SmartSun™ glass is the most energy-efficient glass Andersen has ever offered. It rejects unwanted solar heat to help reduce cooling costs and blocks 95% of UV rays that can cause your home furnishings to fade — all while providing a clear view.

PATTERNED GLASS

Patterned glass is ideal in bathrooms, entryways, offices and other areas to let light in while obscuring the vision from outside.




GRILLE CONFIGURATIONS

Full Divided Light

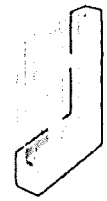
Give your window an authentic look with full divided light grilles that are permanently applied to the interior and exterior of your window with a spacer between the glass.



Permanent Exterior
Permanent Interior
with Spacer



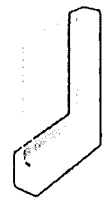
Permanent Exterior
Permanent Interior



Permanent Exterior
Removable Interior

Simulated Divided Light

Simulated divided light offers permanent grilles on the exterior and interior with no spacer between the glass. Andersen also offers permanent exterior grilles with removable interior grilles, available in natural wood or prefinished white.



Removable Interior Grille



Finelight Grilles
Between the Glass

Convenient Cleaning Options

Removable interior grilles come off for easy cleaning. Andersen "Finelight" grilles are installed between the glass panes and feature a contoured 1" or 3/4" profile.

TILT-WASH DOUBLE-HUNG INSERT WINDOWS

FEATURES

Frame

A Fibrex® material exterior protects the frame – beautifully. Best of all, it's low maintenance and never needs painting.

B For exceptional long-lasting* performance, sill members are constructed with a wood core and a Fibrex material exterior. Sill ends are protected and sealed with weather-resistant covers.

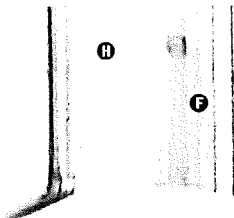
C Natural wood stops are available in pine and prefinished white, dark bronze and black.**

D Weatherstrip throughout the unit provides a long-lasting, energy-efficient, weather-resistant seal. For the top and bottom rails, an encased foam material is used. The head jamb liner and sill have a rigid vinyl rib that the weatherstrip material compresses against. At the meeting rail, compressible vinyl bulb material is used. Side jamb liners use leaf-type weatherstrip with foam inserts.

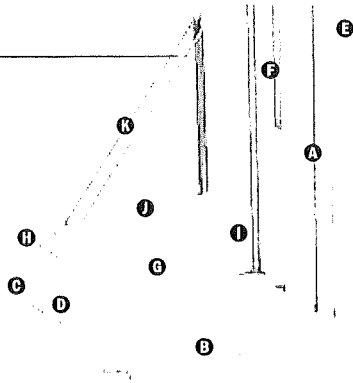
E Exterior stop covers are specially designed to allow easy application of high-quality sealant.

3 1/4" (83) "pocket window" jamb depth allows convenient replacement without disturbing interior window trim for most double-hung replacement situations.

F Jamb liners available in white or gray and must be specified when ordering. Contact your Andersen supplier for details.



Unique block-and-tackle balancers feature sized-to-the-unit, rust-resistant springs that require no adjustment. Glass-reinforced nylon balancer shoes provide smooth, reliable sash operation. They automatically lock the balancer into position when sash are tilted into wash mode.



Sash

Wash assists make it easy to tilt the sash into wash mode.

G A polyester-stabilized coat with a Flexacron® finish is electrostatically applied to penetrate all exterior surfaces for maximum protection and a lustrous finish.

H Wood sash members are treated with a water-repellent preservative for long-lasting* protection and performance. Interior surfaces are unfinished pine. Low-maintenance prefinished white interiors are also available.

I Sash joints simulate the look of traditional mortise-and-tenon construction inside and out.

Glass

J Silicone bed glazing provides superior weathertightness and durability.

K High-Performance glass options include:

- Low-E4® glass
- Low-E4 HeatLock® glass
- Low-E4 Sun glass
- Low-E4 SmartSun™ glass
- Low-E4 SmartSunHeatLock glass


Tempered glass and other glass options are available. Contact your Andersen supplier.

A removable translucent film helps shield the glass from damage during delivery and construction and simplifies finishing at the jobsite.

Patterned Glass


Patterned glass options are available. See page 12 for more details.

EXTERIOR




Forest Green Dark Bronze Black

INTERIOR



Naturally occurring variations in grain, color and texture of wood make each window one of a kind. All wood interiors are unfinished unless a prefinished option is specified.

HARDWARE FINISHES




Distressed bronze and oil rubbed bronze are "living" finishes that will change with time and use.

DOUBLE-HUNG HARDWARE

STANDARD

Lock & Keeper



Black | Gold Dust | **Stone** | White

Stone is standard with natural interior units. White comes with prefinished white interiors. Other finishes optional.

OPTIONAL DOUBLE-HUNG HARDWARE**

ESTATE™

Lock & Keeper



Optional Estate lock & keeper reduces the clear opening height by 1/8" (14). Check with local building code officials to determine compliance with egress requirements.

CONTEMPORARY

Bar Lift



Antique Brass | Black | Bright Brass
Brushed Chrome | Distressed Bronze
Distressed Nickel | Gold Dust
Oil Rubbed Bronze | Polished Chrome
Satin Nickel | Stone | White

TRADITIONAL



Antique Brass | Black | Bright Brass | Brushed Chrome | Distressed Bronze | Distressed Nickel
Gold Dust | **Oil Rubbed Bronze** | Polished Chrome | Satin Nickel | Stone | White

Bold name denotes finish shown.

* Visit andersenwindows.com/warranty or for details.

** Dark bronze and black interiors are only available with dark bronze and black exteriors respectively.

"Flexacron" is a registered trademark of PPG Industries, Inc.

Dimensions in parentheses are in millimeters.

Printing limitations prevent exact replication of colors and finishes. See your Andersen supplier for actual color and finish samples.

Sill Angles


Three sill angles are available — 0°, 8° and 14° — to closely match the existing sill in window replacement applications. See page 93 for details.



0° Sill Angle



8° Sill Angle



14° Sill Angle


Sill Angle Finder App

Our Sill Angle Finder App lets you quickly and easily find the sill angle of existing double-hung windows. Available for free for both iPhone® and Android™ smartphones. Download app for iPhone from the App Store™ or for Android smartphones from the Google Play Store. The app is only available for smartphones, as tablets and other large devices are too bulky for measuring window sill angles.

For more information about glass, patterned glass, art glass, grilles and TruScene insect screens, see pages 12-14.

For more information about combination designs, product performance, installation instructions and accessories, see pages 181-211 or visit andersenwindows.com.

Exterior Stop Cover



An exterior stop cover provides a clean transition from new window to the existing window casing.

Included Installation Materials



Flat, self-hanging shims, backer rod, installation screws and complete instructions are included with each insert window. Measurement guide and worksheet at andersenwindows.com/measure.

Sash Options*




Cottage

Reverse Cottage

ACCESSORIES Sold Separately

Sash


Window Opening Control Device



A recessed window opening control device is available factory applied. It limits the sash travel to less than 4" (102) when the window is first opened. Available in stone, white and black. A field-applied window control opening device is also available.

Installation

Coil Stock



Andersen® aluminum coil stock can be ordered to match any of our 11 trim colors. Made from .018" thick aluminum, Andersen coil stock is available in 24" (610) x 50' (15240) rolls. Color-matched stainless steel trim nails 1 1/4" (32) long are also available and can be ordered in 1 lb/.454 kg boxes.

Security Sensors

VeriLock® Sensors

VeriLock sensors are available in five colors. See page 15 for details.

Open/Closed Sensors

Wireless open/closed sensors are available in four colors. See page 15 for details.


Glass

Andersen Art Glass

Available for tilt-wash transom and picture units. Andersen art glass panels come in a variety of original patterns. See pages 173-174 for details on Andersen art glass. Visit andersenwindows.com/artglass for details and pattern information.

Insect Screens

Insect Screen Frames



Choose full insect screen or half insect screen. Half insect screen (shown above) allows ventilation without affecting the view through the upper sash. Frames are available in colors to match product exteriors.

TruScene® Insect Screen

Exclusive Andersen TruScene insect screens provide over 50% more clarity than our conventional insect screens for a beautiful unobstructed view. They allow more fresh air and sunlight in, while doing a better job of keeping out small insects.

Conventional Insect Screen

Conventional insect screens have charcoal powder-coated aluminum screen mesh.

Grilles

Grilles are available in a variety of configurations and widths. For double-hung grille patterns, see page 94.

CAUTION:

- Painting and staining may cause damage to rigid vinyl.
- Do not paint 400 Series windows with white, canvas, Sandtone, forest green, dark bronze or black exterior colors.
- Andersen does not warrant the adhesion or performance of homeowner-applied paint over vinyl or other factory-coated surfaces.
- 400 Series windows in Terratone color may be painted any color lighter than Terratone color using quality oil-based or latex paint.
- For vinyl painting instructions and preparation, contact your Andersen supplier.
- Do not paint weatherstrip.
- Creosote-based stains should not come in contact with Andersen products.
- Abrasive cleaners or solutions containing corrosive solvents should not be used on Andersen products.

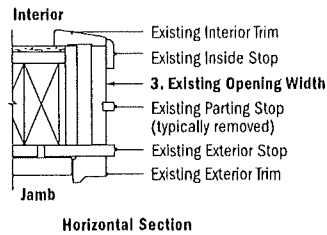
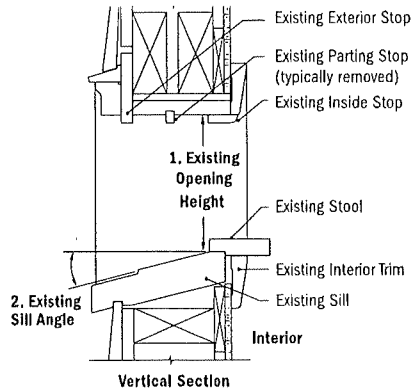
* Shown on 400 Series tilt-wash double-hung full-frame windows. Dimensions in parentheses are in millimeters.

iPhone® and App Store™ are registered trademarks of Apple Inc. Android™ is a trademark of Google Inc.

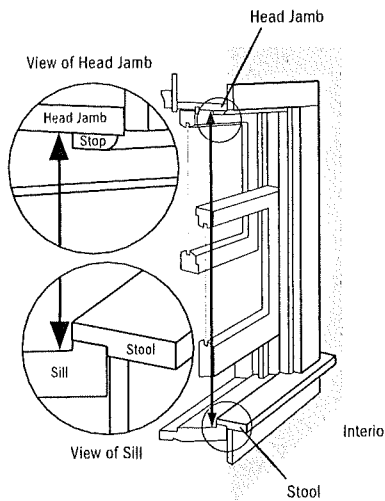
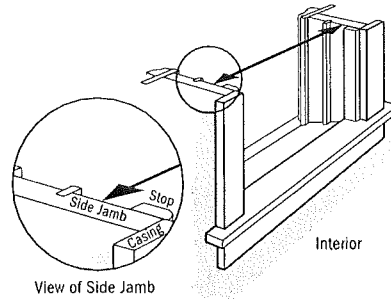
Existing Window Measurements

Required measurements:

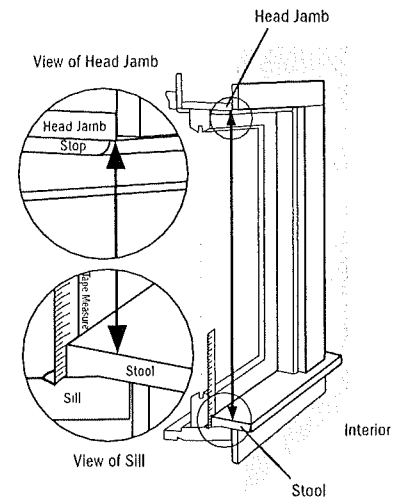
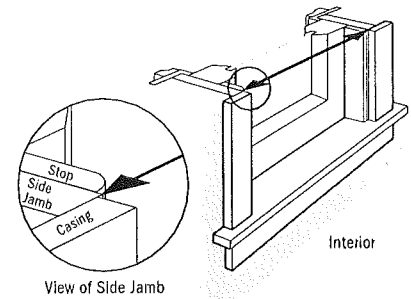
1. Existing Opening Height
2. Existing Sill Angle
3. Existing Opening Width



Existing Double-Hung Window



Existing Picture Window



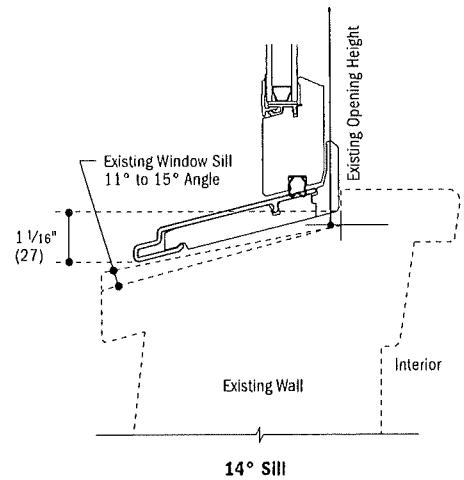
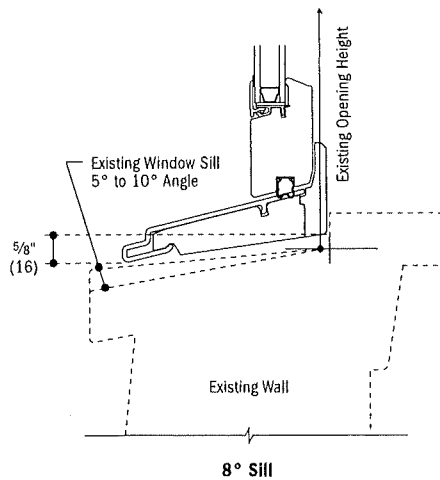
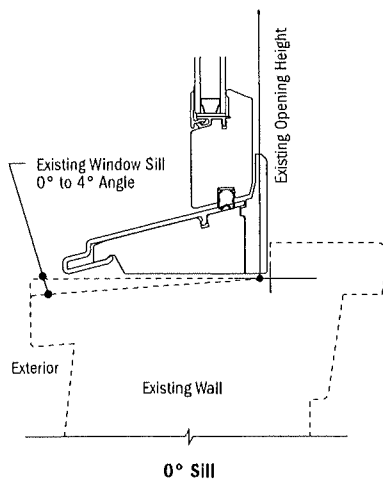
Sill Angle Details

Scale 3" (76) = 1'-0" (305) – 1:4

Select a sill angle that most closely matches your existing sill angle.

Windows with a smaller sill angle will have a larger maximum height.

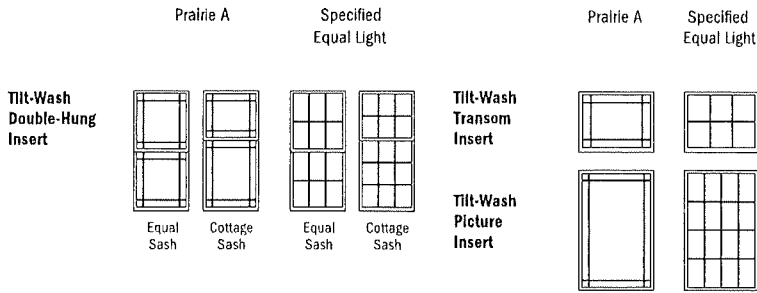
A "Sill Angle Finder App" is available, see page 91.



* Details are for illustration only and are not intended to represent product installation methods or materials. Refer to product installation guides at andersenwindows.com.
 * Dimensions in parentheses are in millimeters.
 * Refer to andersenwindows.com/measure for detailed instructions on how to properly measure for insert windows.

TILT-WASH DOUBLE-HUNG INSERT WINDOWS

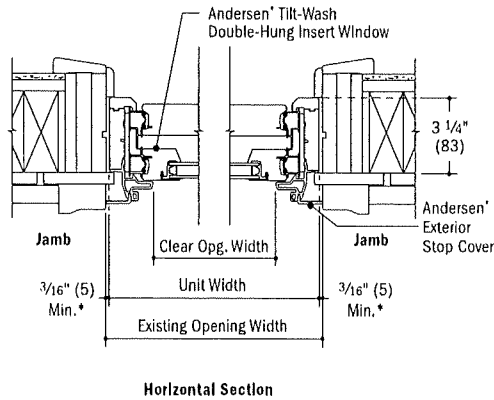
Grille Patterns



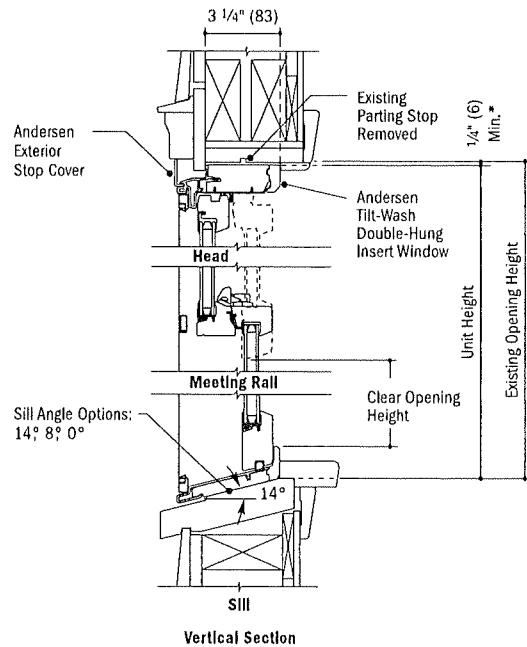
Patterns for double-hung windows are also available in Upper Sash Only (USO) configurations. For picture window patterns that require alignment with double-hung window patterns, identify the sash style (equal, cottage, reverse cottage) when ordering. **Number of lights and overall pattern varies with window size. Patterns are not available in all configurations.** For more grille options, see page 13 or visit andersenwindows.com/grilles.

Tilt-Wash Double-Hung Insert Window Details

Scale 1 1/2" (38) = 1'-0" (305) - 1:8



Horizontal Section

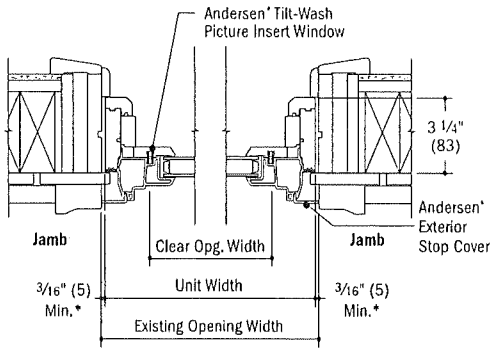


Vertical Section

* Light-colored areas are parts included with window, Dark-colored areas are additional Andersen® parts required to complete window assembly as shown.
 * Details are for illustration only and are not intended to represent product installation methods or materials. Refer to product installation guides at andersenwindows.com.
 * Dimensions in parentheses are in millimeters.
 * Refer to andersenwindows.com/measure for detailed instructions on how to properly measure for insert windows.

Tilt-Wash Picture Insert Window Details

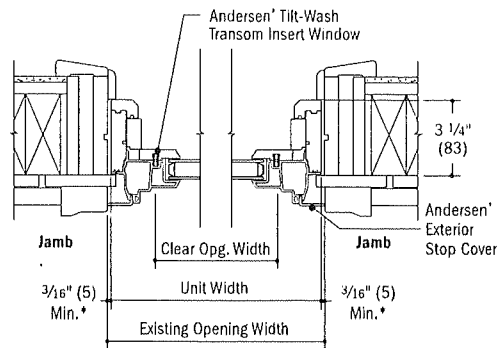
Scale 1 1/2" (38) = 1'-0" (305) – 1:8



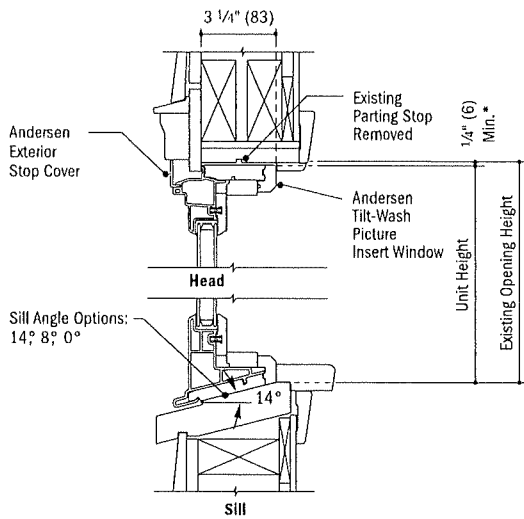
Horizontal Section

Tilt-Wash Transom Insert Window Details

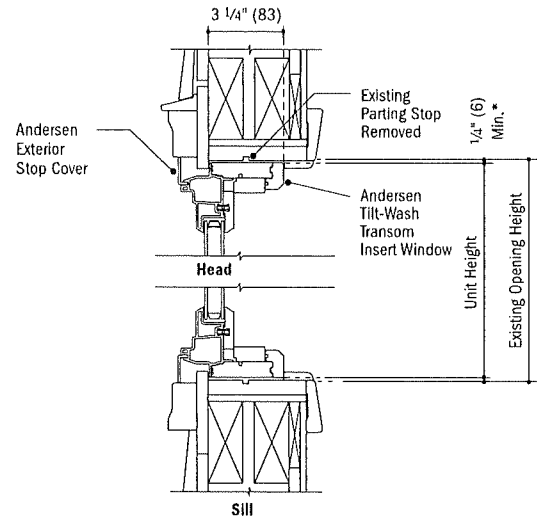
Scale 1 1/2" (38) = 1'-0" (305) – 1:8



Horizontal Section



Vertical Section

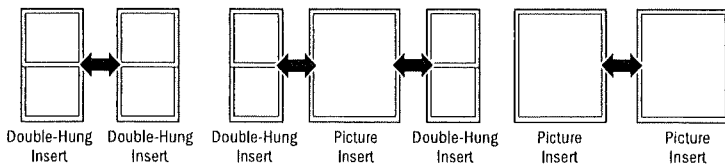

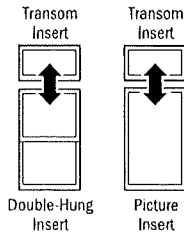


Vertical Section

Joining Combinations

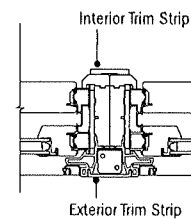
Join insert windows in one-way combinations horizontally or vertically.

Do not join insert windows in two-way combinations.



Vertical (ribbon) Joining Detail

Scale 1 1/2" (38) = 1'-0" (305) – 1:8



Horizontal Section

Tilt-Wash Double-Hung Insert to Tilt-Wash Double-Hung Insert

For more joining information, see the combination designs section starting on page 181.

*Light-colored areas are parts included with window. Dark-colored areas are additional Andersen parts required to complete window assembly as shown.
 *Details are for illustration only and are not intended to represent product installation methods or materials. Refer to product installation guides at andersenwindows.com.
 *Dimensions in parentheses are in millimeters.
 *Refer to andersenwindows.com/measure for detailed instructions on how to properly measure for Insert windows.

CASEMENT & AWNING WINDOWS

FEATURES

Frame

A A seamless one-piece, rigid vinyl frame cover is secured to the exterior of the frame to protect the wood frame from moisture and maintain an attractive appearance while minimizing maintenance.

B The seamless rigid exterior vinyl cover extends 1 3/4" (35) around the perimeter of the unit. This creates a flange to help seal the unit to the structure.

C Wood frame members are treated with a water-repellent preservative for long-lasting* protection and performance.

D Interior stops are unfinished pine. Low-maintenance prefinished white, dark bronze and black interiors are also available.

Sash

E Rigid vinyl encases the entire sash — a vinyl weld protects each sash corner for superior weathertightness. It maintains an attractive appearance and minimizes maintenance.

F Wood core members provide excellent structural stability and energy efficiency.

G Flexible bulb weatherstrip or vinyl closed-cell foam weatherstrip is factory installed on the perimeter of the sash.

Glass

H A glazing bead and silicone provide superior weathertightness and durability.

I High-Performance glass options include:

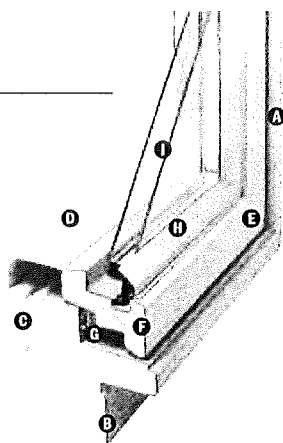
- Low-E4[®] glass
- Low-E4 HeatLock[®] glass
- Low-E4 Sun glass
- Low-E4 SmartSun[™] glass
- Low-E4 SmartSun HeatLock glass

Tempered glass and other glass options are available. Contact your Andersen supplier.

A removable translucent film helps shield the glass from damage during delivery and construction and simplifies finishing at the jobsite.

Patterned Glass

Patterned glass options are available. See page 12 for more details.



Hardware

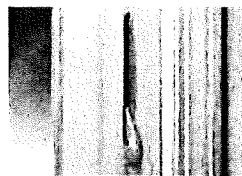
Smooth Control Hardware System



The smooth control hardware system employs a worm gear drive for easy operation. Units with a wash mode have hinges that move the sash away from the frame to


provide easier glass cleaning. CXW15, CXW155, CXW16 and CXW25 sizes are not available with wash mode. Hardware option and finish must be specified. Operator handle and cover sold separately.

Single-Actuation Casement Lock



On casement windows, a single-actuation lock easily releases all locking points on casement sash while the reach-out action eliminates binding when closing. The lock handle is offered in finishes that coordinate with your specified hardware option.

Awning Sash Locks



Awning sash locks provide an added measure of security and weathertightness. Hardware style and finish options are compatible with Andersen[®] casement windows to ensure consistency in appearance when used in combination designs.

WATCH PROTECTION


Casement and awning windows are available with Stormwatch[®] Protection. Visit andersenwindows.com/coastal for more details.

Performance Grade (PG) Upgrade


Performance upgrades are available for select casement and awning sizes, allowing these

units to achieve higher performance ratings. Performance Grade (PG) Ratings are more comprehensive than Design Pressure (DP) Ratings for measuring product performance. Contact your Andersen supplier for availability. For up-to-date performance information of individual products, visit andersenwindows.com.

EXTERIOR




INTERIOR



Naturally occurring variations in grain, color and texture of wood make each window one of a kind. All wood interiors are unfinished unless a prefinished option is specified.

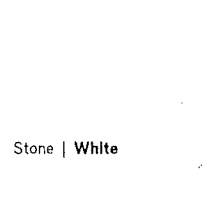
HARDWARE FINISHES



Distressed bronze and oil rubbed bronze are "living" finishes that will change with time and use.

CASEMENT & AWNING HARDWARE OPTIONS[†]

CLASSIC SERIES[™]



Stone | White

ESTATE[™]



Antique Brass | Bright Brass
Brushed Chrome | Distressed Bronze
Distressed Nickel | Oil Rubbed Bronze
Polished Chrome | Satin Nickel

TRADITIONAL FOLDING



Antique Brass | Black | Bright Brass
Distressed Bronze | Distressed Nickel
Gold Dust | Oil Rubbed Bronze | Satin Nickel
Stone | White

CONTEMPORARY FOLDING



Black | Bright Brass
Gold Dust | Oil Rubbed Bronze
Satin Nickel | Stone | White

Folding handle avoids interference with window treatments.
Bold name denotes finish shown.

* Visit andersenwindows.com/warranty for details.

** Dark bronze and black interiors are only available with dark bronze and black exteriors respectively.

† Hardware sold separately.


Dimensions in parentheses are in millimeters.

Printing limitations prevent exact replication of colors and finishes. See your Andersen supplier for actual color and finish samples.

ACCESSORIES Sold Separately

Frame

Extension Jamb



Standard jamb depth is 2 1/8" (73). Extension jambs are available in unfinished pine or prefinished white. Some sizes may be veneered.

Factory-applied and non-applied interior extension jambs are available in 1/16" (1.5) increments between 4 1/16" (116) and 7 1/8" (181). Extension jambs can be factory applied to either three sides (stool and apron application) or four sides (picture frame casing).

Thick Replacement Extension Jambs

To help preserve original alignment of trim and paint lines in replacement situations, special 1 1/8" (29) thick replacement extension jambs are available. Factory-applied and non-applied extension jambs are available in 1/16" (1.5) increments between 4 1/16" (116) and 7 1/8" (181). Non-applied extension jambs are available in 12' (3658) lineals. Detail on page 34.

Drywall Return Bead



A drywall return bead is available in a narrow or wide dimension with unfinished pine or prefinished white interiors. Can be ordered factory-applied or in non-applied lineals. Detail on page 34.

For more information about glass, patterned glass, art glass, grilles and TruScene insect screens, see pages 12-14.

For more information about combination designs, product performance, installation instructions and accessories, see pages 181-211 or visit andersenwindows.com.


Hardware

Corrosion-Resistant Components



Corrosion-resistant hinge and operator arm hardware is designed for applications in harsh and corrosive environments such as heavy industrial or coastal areas.

Window Opening Control Device Kit



A Window Opening Control Device Kit is available, which limits sash travel to less than 4" (102) when the window is first opened. Available factory applied or field applied in stone, white and black.

Special Use Operator Handles

Available in Classic Series™ design only.

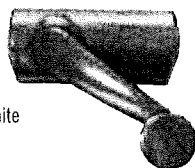
Compact Operator Handle

Specially designed for use in situations

where blinds or other window treatments interfere with standard operator handle. Available in white or stone finish.

Easy-Grip Handle

Larger knob makes it easier to grip and operate. Available in white or stone finish.



Metal T-Handle



Our smallest operator handle, the metal T-handle, may make it more difficult for young children (5 and under) to open the window. For more information on child safety, write:

Andersen Corporation
LookOut for Kids® Program
100 Fourth Avenue North
Bayport, MN 55003
Call 1-800-313-8889 or email us at lofk@andersencorp.com.

Operator Spline Cover



An operator spline cover is an attractive cap that covers the roto operator stud when the handle has been removed to control access or operation of the window. The operator spline cover should not be used on any window designated or intended for emergency escape or rescue. Please consult your local building code official for local egress code requirements.

Power Operator for Awning Windows



Awning windows can be ordered with an operator enhanced by PowerAssist™ technology that opens and closes the window with the touch of a button. Easy to install, the 24-volt system features a concealed window power drive, battery backup in case of a power outage and a moisture sensor that automatically closes the window when it rains. A wireless remote control is available (sold separately).

The PowerAssist system is controlled by a wall-mounted console, which includes a power box, battery, touch pad and mounting bracket. Windows can be ordered factory-prepped to save time or they can be ordered as a field kit. Power driver requires field installation. PowerAssist technology eliminates need for sash locks. Available for windows up to five feet wide. Not available for units with Stormwatch® Protection or performance upgrades.

Security Sensors

VeriLock® Sensors

VeriLock sensors are available in five colors. See page 15 for details.

Open/Closed Sensors

Wireless open/closed sensors are available in four colors. See page 15 for details.


Glass

Andersen® Art Glass

Andersen art glass panels come in a variety of original patterns. See pages 173-174 for details on Andersen art glass. Visit andersenwindows.com/artglass for details and pattern information.

Insect Screens

TruScene® Insect Screen



Exclusive Andersen TruScene insect screens provide over 50% more clarity than our conventional insect screens for a beautiful unobstructed view. They allow more fresh air and sunlight in while doing a better job of keeping out small insects. For casement and awning windows, frames are available in stone, white, dark bronze or black or with pine veneer interiors to blend with the wood interior of the window.

Conventional Insect Screen

Conventional insect screens have charcoal powder-coated aluminum screen mesh. Available with frames in white, stone, dark bronze or black.

Grilles

Grilles are available in a variety of configurations and widths. For casement and awning window grille patterns, see page 34.

Exterior Trim

This product is available with Andersen exterior trim. See pages 175-180 for details.

CAUTION:

- Painting and staining may cause damage to rigid vinyl.
- Do not paint 400 Series windows with white, canvas, Sandtone, forest green, dark bronze or black exterior colors.
- Andersen does not warrant the adhesion or performance of homeowner-applied paint over vinyl or other factory-coated surfaces.
- 400 Series windows in Terratone color may be painted any color lighter than Terratone color using quality oil-based or latex paint.
- For vinyl painting instructions and preparation, contact your Andersen supplier.
- Do not paint weatherstrip.
- Creosote-based stains should not come in contact with Andersen products.
- Abrasive cleaners or solutions containing corrosive solvents should not be used on Andersen products.

* Visit andersenwindows.com/warranty for details. Dimensions in parentheses are in millimeters.

CASEMENT & AWNING WINDOWS

Alignment Grid for Standard Size Casement, Awning, Picture and Transom Windows

	1'-5"	1'-8 1/2"	2'-0 1/8"	2'-4 3/8"	2'-7 1/2"	2'-9 3/4"	2'-11 15/16"	3'-4 3/4"	3'-4 13/16"	4'-0"
Specialty	(432)	(521)	(613)	(721)	(800)	(857)	(913)	(1035)	(1037)	(1219)
See the specialty window section starting on page 117 for these and other specialty shapes and sizes.			AFC106 AFC11	AFCW106 AFCW11			AFCP3006 AFCP301			AFC206 AFC21
			CTQC1	CTQCW1 CTQCX1			CTQA3			
			CTC1	CTCW1 CTCX1			CTCXW1			CTC2

Transom

1'-0" (305)	CTR1510	CTR1810	CTR2010	CTR2410	CTR2810	CTR2910	CTR3010	PTR3010	CTR3410 CTR21810	PTR3510	CTR4010 CTR22010	PTR4010
-------------	---------	---------	---------	---------	---------	---------	---------	---------	---------------------	---------	---------------------	---------

Awning

1'-5" (432)			AR21	AR251	AR281		AR31		AR351	AR41	AR221
1'-8 1/2" (521)			AN21	AN251	AN281		AN31		AN351	AN41	AN221
2'-0 1/8" (613)			A21	A251	A281		A31		A351	A41	A221
2'-4 3/8" (721)			AW21	AW251	AW281		AW31		AW351	AW41	AW221
2'-7 1/2" (800)				AX251	AX281		AX31		AX351	AX41	
2'-11 15/16" (913)					AXW281		AXW31		AXW351	AXW41	
3'-4 3/4" (1035)							A335		A3535		

Casement, Awning and Picture

2'-0 1/8" (613)	CR12	CN12	C12	CW12				CN22		C22								
2'-4 3/8" (721)	CR125	CN125	C125	CW125	CX125			CN225		C225								
2'-11 15/16" (913)	CR13	CN13	C13	CW13	CX13	CR23	CXW13	P3030	CN23	P3530	C23	P4030						
3'-4 13/16" (1037)	CR135	CN135	C135	CW135	CX135	CR235	CXW135	P3035	CN235	P3535	C235	P4035						
4'-0" (1219)	CR14	CN14	C14	A212	CW14	CX14	CR24	CXW14	A312	AP32V	P3040	CN24	AP352V	P3540	C24	AP42V	P4040	
4'-4 13/16" (1341)	CR145	CN145	C145	CW145	CX145	CR245	CXW145	P3045	CN245	P3545	C245	P4045						
4'-11 7/8" (1521)	CR15	CN15	C15	CW15	CX15	CR25	CXW15	P3050	CN25	PA3550*	P3550	C25	P4050					
5'-4 13/16" (1646)	CR155	CN155	C155	CW155	CX155	CR255	CXW155	P3055	CN255	PA3550*	P3555	C255	P4055					
5'-11 7/8" (1826)	CR16	CN16	C16	A213	CW16	CX16	CR26	CXW16	PA3060	AXW312**	A313	P3060	CN26	PA3560	P3560	C26	PA4060	P4060

* Dimensions in parentheses are in millimeters.
 * Actual height of 4'-11 13/16" (1519).
 ** Actual height of 5'-11 3/8" (1819).