



# Cambridge Police Department BridgeStat

August 2014

Produced by the Crime Analysis Unit



# Part I Total Crime

Serious crime continues to plunge downward in Cambridge in 2014 despite the fact that there was a sharp increase of 25% in property thefts from July to August of this year. There have been 360 fewer serious crimes reported in Cambridge over the first eight months of 2014, which translates to a 17% reduction when compared with the same time frame in 2013. When measured against the five-year average, a significant 23% decrease in Part One crime has been recorded.

Analysis of crime totals so far in 2014 indicates that the property crimes of larceny & burglary continue to be the key indicators and the driving forces behind the overall downward spiral of crime. **The index crime of larceny has dropped 18% and a 20% reduction in burglary has been registered.** Larceny from the person (-44%), larceny from motor vehicles (-26%), and housebreaks (-22%) were the categories of incident types fueling the declining crime numbers.

A surge in larcenies from motor vehicles and from the person over the middle two weeks of August were responsible for much of the 25% increase in property crime over the previous 30-day period.

	4 Week Snapshot			Year to Date			Five Year	
	7/8-8/4	8/5-9/1	Change	2013	2014	Change	Avg	Change
Total Violent Crime	22	20	-9%	232	190	-18%	262	-27%
Total Property Crime	198	247	25%	1875	1557	-17%	2001	-22%
<b>Total Part I Crime</b>	<b>220</b>	<b>267</b>	<b>21%</b>	<b>2107</b>	<b>1747</b>	<b>-17%</b>	<b>2263</b>	<b>-23%</b>



# Part I Property Crime

Analysis of property crime totals for the first eight months of 2014 point to a 17% reduction when measured against the 2013 totals and a 22% drop below the five-year average. The only property crime categories to register increases so far this year are small rises in auto theft, larcenies from residences, and larcenies of license plates. Ten of the fourteen indexes associated with property crimes are in the green (on the decline) so far in 2014.

Cambridge Police BridgeStat

	4 Week Snapshot			Year to Date			Five Year	
	7/8-8/4	8/5-9/1	Change	2013	2014	Change	Avg	Change
<b>Burglary</b>	<b>30</b>	<b>35</b>	<b>17%</b>	<b>240</b>	<b>191</b>	<b>-20%</b>	<b>300</b>	<b>-36%</b>
Commercial Break	3	2	-33%	38	33	-13%	50	-34%
Housebreak	27	33	22%	202	158	-22%	250	-37%
<b>Larceny</b>	<b>154</b>	<b>199</b>	<b>29%</b>	<b>1563</b>	<b>1277</b>	<b>-18%</b>	<b>1607</b>	<b>-21%</b>
Larceny (Misc)	4	3	-25%	15	21	40%	20	5%
Larceny from Building	23	33	43%	258	233	-10%	256	-9%
Larceny from MV	18	56	211%	384	286	-26%	435	-34%
Larceny from Person	10	24	140%	243	137	-44%	228	-40%
Larceny from Residence	19	23	21%	116	127	9%	129	-2%
Larceny of Bicycle	55	36	-35%	264	226	-14%	259	-13%
Larceny of Plate	1	0	-100%	16	19	19%	24	-21%
Larceny of Services	1	1	0%	16	8	-50%	15	-47%
Shoplifting	23	23	0%	251	220	-12%	241	-9%
<b>Auto Theft</b>	<b>14</b>	<b>13</b>	<b>-7%</b>	<b>72</b>	<b>89</b>	<b>24%</b>	<b>94</b>	<b>-5%</b>
<b>Total Property Crime</b>	<b>198</b>	<b>247</b>	<b>25%</b>	<b>1875</b>	<b>1557</b>	<b>-17%</b>	<b>2001</b>	<b>-22%</b>



# Part I Violent Crime

The five-year weighted average for violent crime in Cambridge for the first eight months of the year is 262 incidents. From January 1<sup>st</sup> to the end of August in 2014, there were 190 violent crimes recorded in the City, 42 incidents below last year (-18%) and 72 violent crimes under the total forecasted for this period (-27%).

Street robbery has dropped a startling 52% when compared with 2013 and a remarkable 57% when measured against the five-year weighted average, with no spatial or temporal patterns identified so far in 2014. Not one street robbery was reported on a weekend night the entire summer of 2014 in Cambridge. Aggravated assaults have declined 11%, with 15 fewer incidents counted for the first eight months of the year.

	4 Week Snapshot			Year to Date			Five Year	
	7/8-8/4	8/5-9/1	Change	2013	2014	Change	Avg	Change
Homicide	0	0	IN-CALC	2	2	0%	1	100%
Rape	4	3	-25%	17	22	29%	19	16%
Robbery	6	8	33%	81	49	-40%	86	-43%
Commercial Robbery	2	3	50%	19	19	0%	16	19%
Street Robbery	4	5	25%	62	30	-52%	70	-57%
Aggravated Assault	12	9	-25%	132	117	-11%	156	-25%
<b>Total Violent Crime</b>	<b>22</b>	<b>20</b>	<b>-9%</b>	<b>232</b>	<b>190</b>	<b>-18%</b>	<b>262</b>	<b>-27%</b>



# MURDER

No Patterns

- Kensley David, 22, suffered a single gunshot wound to the head after a shooting on Windsor Street in Cambridge around 10 p.m. on July 3<sup>rd</sup>. It was the second homicide of 2014 in Cambridge. Investigators believe that the incident was not random. Cambridge police, State Police, and the District Attorney's office urge anyone with information about the shooting to contact authorities.
- The first murder of 2014 involved Malia Gomez, 40, of 396 Putnam Ave, who has been charged in the death of Dana Robinson. Gomez admitted to stabbing Robinson following an argument on February 2<sup>nd</sup>. Robinson died at Beth Israel Hospital and Gomez was charged with armed assault with the intent to murder, assault and battery with a dangerous weapon, and assault and battery with a dangerous weapon causing serious bodily injury. On April 1<sup>st</sup>, 2014, Malia Gomez was indicted on First Degree Murder.
- Joseph Donovan was sentenced to life in prison 22 years ago after he was convicted of murder in a stabbing that killed MIT student Yngve Raustein. On August 7<sup>th</sup>, 2014, Donovan was granted parole .

## Percent Change\*

Last 4 Weeks

In-calc

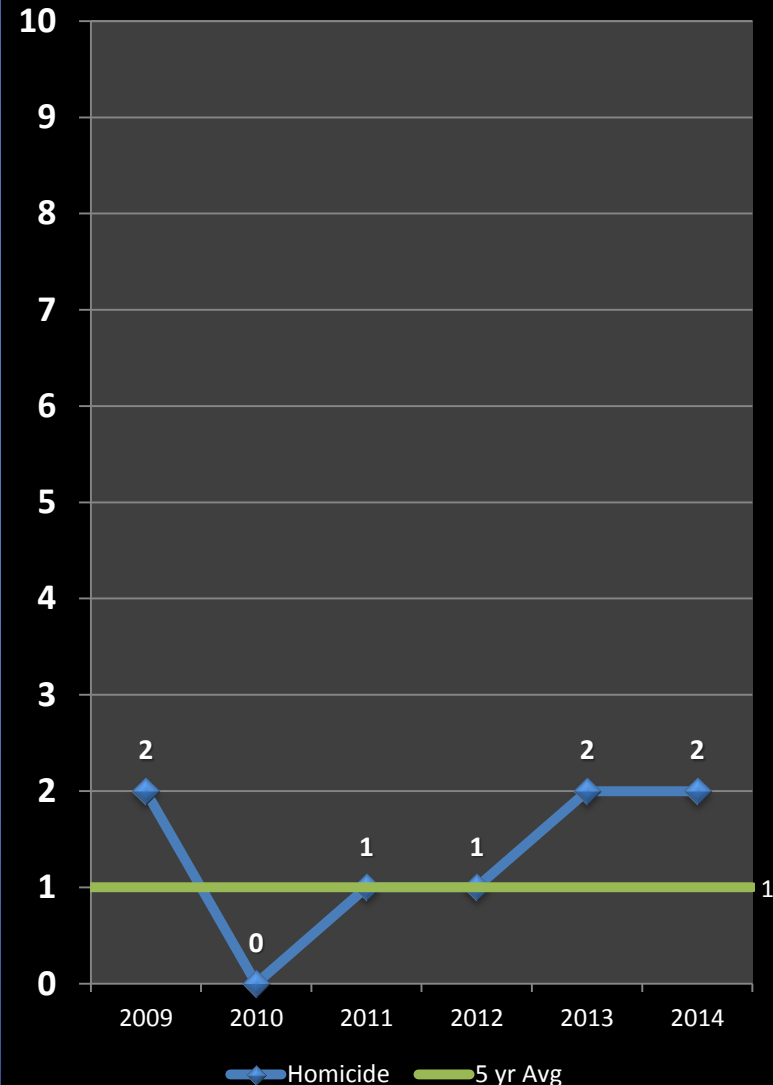
Previous Year

0%

5 Year Average

In-calc

\*IN -CAL: Percentages are not calculated for numbers so small as to present a statistically misleading percentage.







# Unsolved Murders: 1999 to 2013

**Colin Burton**, 30, of Dorchester, was shot and killed outside of Hi - Fi Pizza on Mass Ave in Central Square on September 18<sup>th</sup>, 1999. Burton was talking with the occupants of a Ford Explorer when the subject in the passenger seat fired through the window. Two suspects fled the scene. The case remains under active investigation.



September 18, 1999, Mass Ave



April 5, 2002, Mass Ave

**Ian Gray**, 19, of Mattapan, was in an argument outside of the Rhythm & Spice restaurant that spilled out onto Mass Ave. A suspect that had left the scene returned with a group of people and a fight ensued. A knife was produced during the altercation and four gunshots were fired, fatally wounding Gray. This case remains open.

On June 17<sup>th</sup>, 2002 at 7:00PM, **Ricardo Williams**, 27, of Malden, was found in the driver's seat of a motor vehicle suffering from a gunshot wound to his face. Williams was taken to CCH where he was pronounced dead. This case remains open.



June 17, 2002, Windsor St.

**\*Anyone with information about these crimes is asked to contact CPD at 617-349-3370.\***



# Unsolved Murders: 1999 to 2013

**Jason Ellcock**, 33, of Malden, formerly of Cambridge and father of three, was found with multiple gunshot wounds in front of the driveway to 364 Rindge Ave at 3:05 AM on the night of June 16<sup>th</sup>, 2009. He was pronounced dead at the scene. This incident remains under investigation.



June 16, 2009, Rindge Ave



March 12, 2011, Brookline St.

**James Lauture**, 30, of Cambridge, was sitting in a vehicle near Brookline and Watson Streets just after midnight on Saturday, March 12<sup>th</sup>, 2011, when an unknown gunman opened fire. The occupants in the car were able to drive to Central Square. Lauture died from multiple gunshot wounds. The other man in the vehicle survived. This case remains open.

On June 3<sup>rd</sup>, 2012, **Charlene Holmes**, 16, of Cambridge was shot while sitting on a porch on Willow Street. She later succumbed to her wounds at the hospital. The investigation into this incident remains active, but no arrests have been made to date.



June 3, 2012, Willow St

**\*Anyone with information about these crimes is asked to contact CPD at 617-349-3370.\***



# RAPE

No Patterns

- The violent index crime of Rape has increased from 17 incidents in the first eight months of 2013 to 22 reported crimes over the same time frame for 2014.
- There has been one stranger rape in Cambridge so far in 2014 and it involved an attempted sexual assault near Richdale Ave on April 16<sup>th</sup>.
- The three rapes that were recorded in Cambridge during August of 2014 were categorized as a contact scenario within the boundaries of Central Square and two incidents where the victim was acquainted with the alleged rapists.
- The following is the breakdown of Rape classifications in Cambridge so far in 2014: one stranger-to-stranger, ten involving acquaintances, four contact situations, three domestic sexual assaults, two blitz scenarios, and two incidents that are still under investigation and have yet to be classified.

## Percent Change\*

Last 4 Weeks

**-25%**

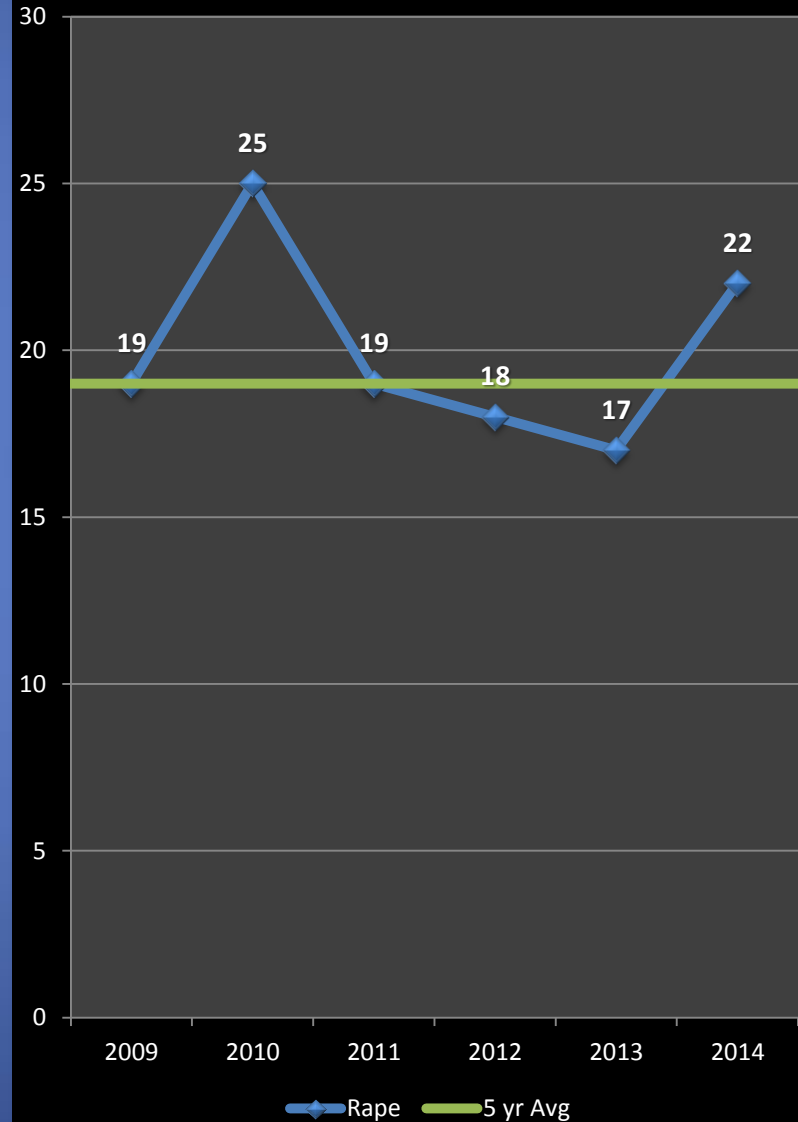
Previous Year

**+29%**

5 Year Average

**+16%**

\*IN -CAL: Percentages are not calculated for numbers so small as to present a statistically misleading percentage.







# ROBBERY

No Patterns

- The five-year average for overall robbery in Cambridge for the first eight months of the year is 86 incidents. Between January and August of 2014, 49 robberies were reported, which translates to a 43% decline below the projected total.
- There were six commercial robberies in the first five weeks of 2014. That spree stopped on February 8<sup>th</sup>, with only thirteen incidents recorded over the next seven months. There were three commercial robberies during August in Cambridge and arrests were made in two of the incidents involving shopliftings that escalated into violent confrontations. Arrests have been made in 8 of the 19 commercial robberies so far in 2014.
- Street robberies declined 21% in Cambridge in 2013 to the lowest total in 40 years and that consistent drop has continued over the first eight months of 2014, with a historic decline of 52% registered when compared with last year's total for the same time period. The total of 30 street robberies through August of this year is a remarkably low number for Cambridge. Reference the chart on the right and compare this year with 2009 when there were 104 street robberies in Cambridge between January and the end of August..

## Percent Change

Last 4 Weeks

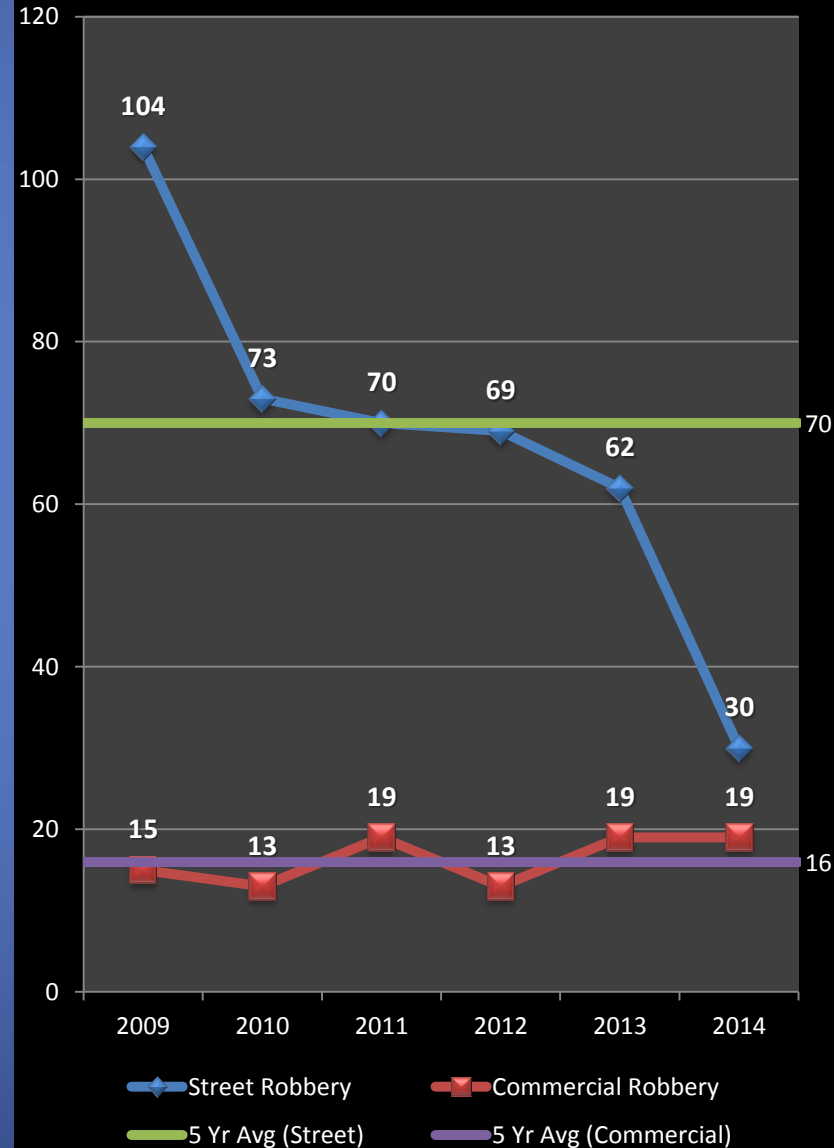
**+33%**

Previous Year

**-40%**

5 Year Average

**-43%**

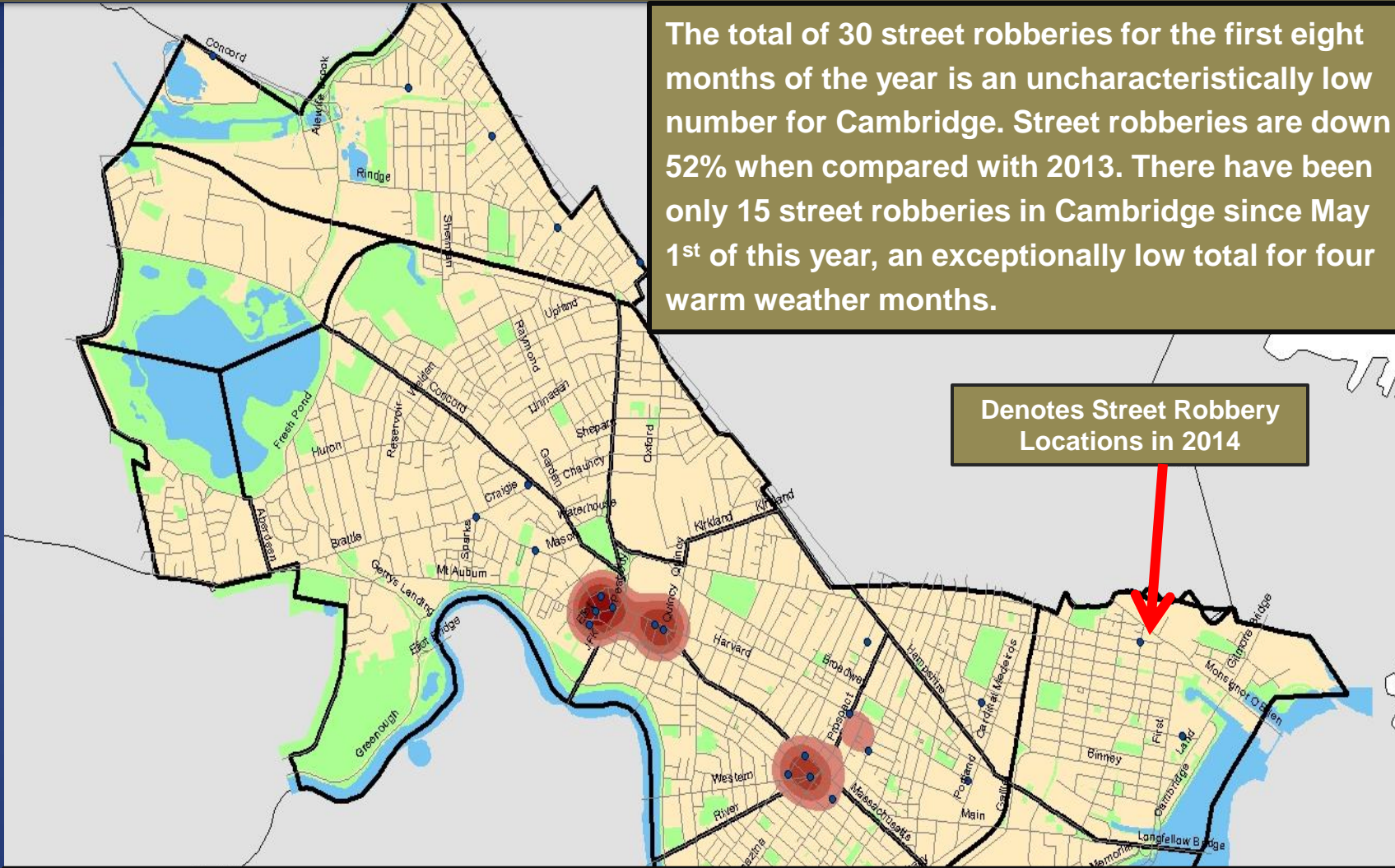




# Street Robberies: 1.1.14 to 9.1.14

Cambridge Police BridgeStat

The total of 30 street robberies for the first eight months of the year is an uncharacteristically low number for Cambridge. Street robberies are down 52% when compared with 2013. There have been only 15 street robberies in Cambridge since May 1<sup>st</sup> of this year, an exceptionally low total for four warm weather months.



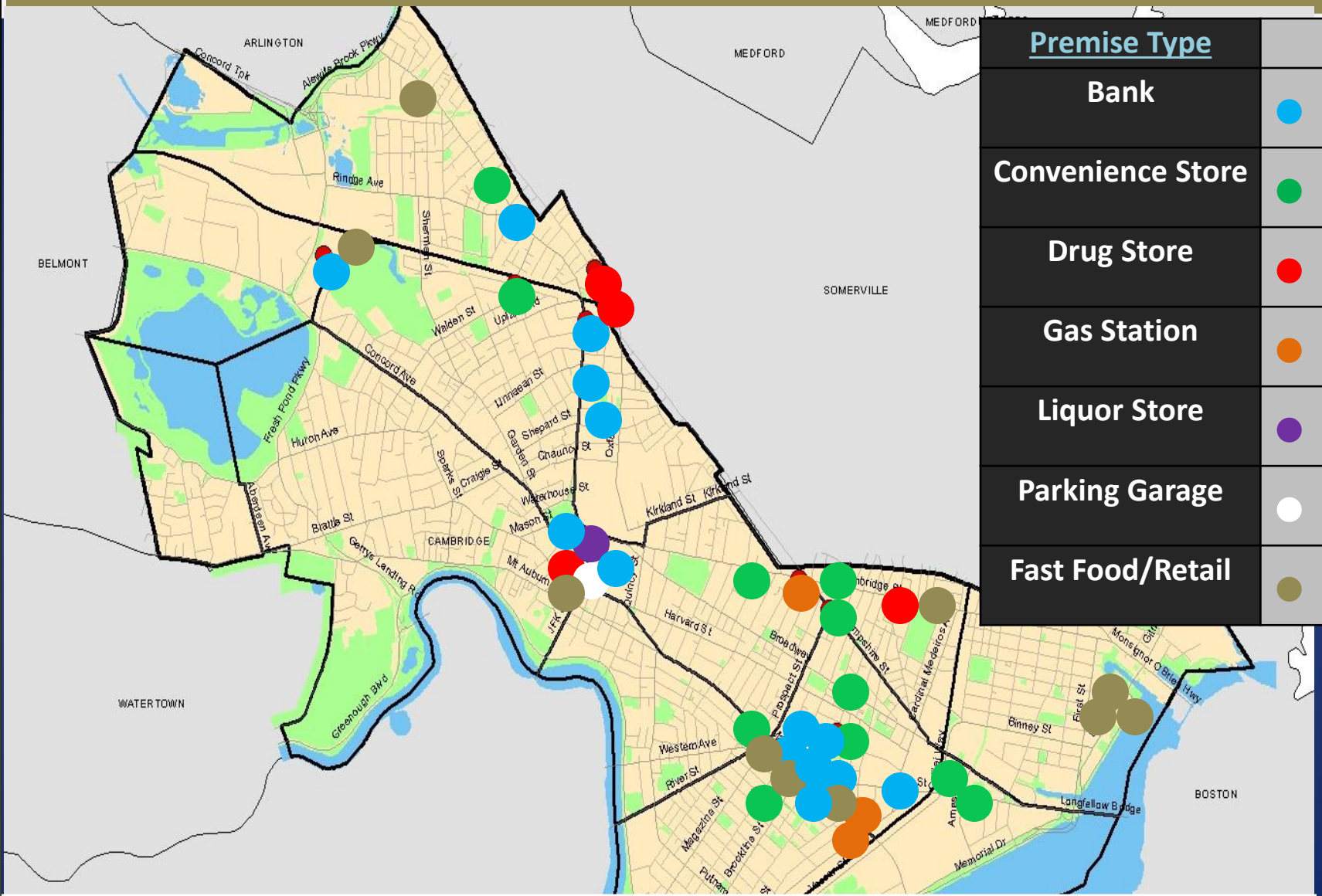
Denotes Street Robbery Locations in 2014

For the entire summer of 2014, there was not one predatory street robbery reported on a weekend night in Cambridge. Neighborhoods with very low street robbery totals in 2014 include: Agassiz (0), Peabody (0), Highlands & Strawberry Hills (0), Inman (1), Area 4 (2), East Cambridge (2), and Mid-Cambridge (2).





# Commercial Robberies by Premise Type: 1.1.13 to 9.1.14

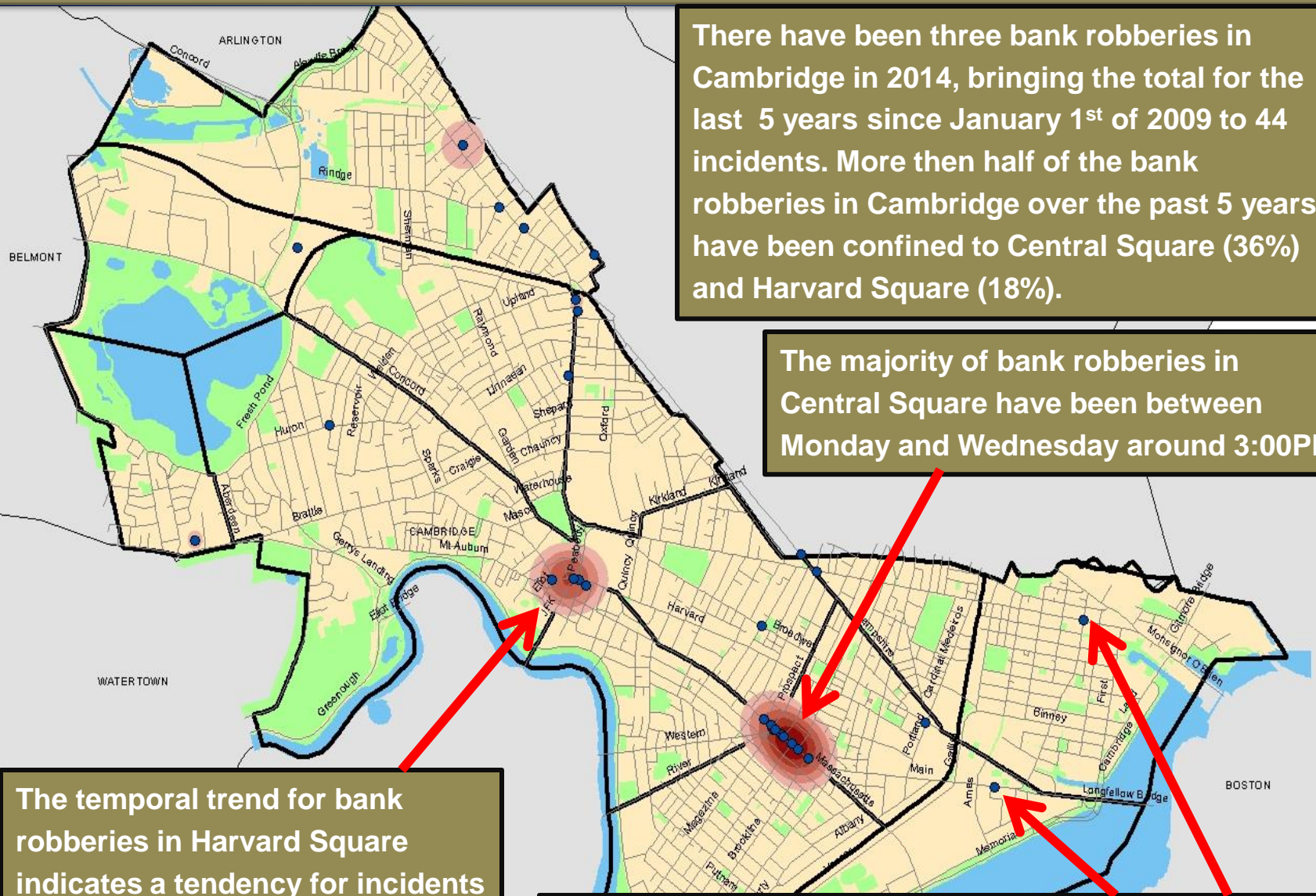


There have been 48 commercial robberies at: (14) banks, (12) convenience stores, (4) drug stores, (3) gas stations, (2) fast food chains, a liquor store, a parking garage, and (11) misc. retail locations.



# Bank Robberies in Cambridge: 1.1.09 to 9.1.14

Cambridge Police BridgeStat



There have been three bank robberies in Cambridge in 2014, bringing the total for the last 5 years since January 1<sup>st</sup> of 2009 to 44 incidents. More than half of the bank robberies in Cambridge over the past 5 years have been confined to Central Square (36%) and Harvard Square (18%).

The majority of bank robberies in Central Square have been between Monday and Wednesday around 3:00PM

The temporal trend for bank robberies in Harvard Square indicates a tendency for incidents to occur around noon or 4:00PM on Wednesday or Thursday.

There has been only one bank robbery in Kendall Square and one in East Cambridge since 2009.





# AGGRAVATED ASSAULT

*No Patterns*

## Percent Change

Last 4 Weeks

**-25%**

Previous Year

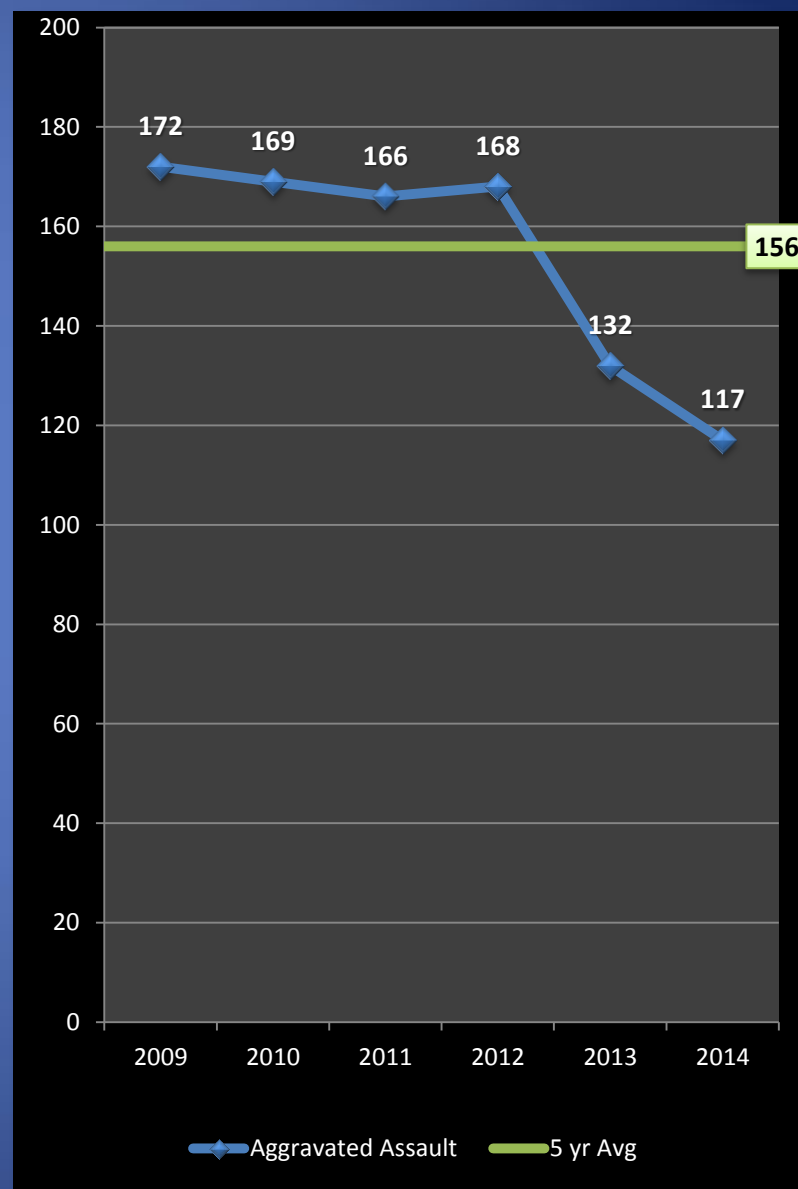
**-11%**

5 Year Average

**-25%**

- When compared to the first eight months of 2013, aggravated assaults recorded a decrease of 11% with 15 fewer incidents counted for the same time period in 2014. When measuring this violent index crime against the five-year average for the time period between January and the end of August, there has been a decrease of 25%, with 39 fewer crimes below the projected average of 156 aggravated assaults.
- Aggravated Assaults fell from 12 incidents in July down to 9 reported crimes (-25%) in the month of August. Domestic assaults continue to account for a high percentage (40 – 45%) of all aggravated assaults.
- **Classification Breakdown for 2014**

Type	Number	% of Total
Domestic	50	43%
Unprovoked	17	15%
Alcohol /Bar	13	11%
Workplace	10	9%
Road Rage	10	9%
Shop Owner /Patron	10	9%

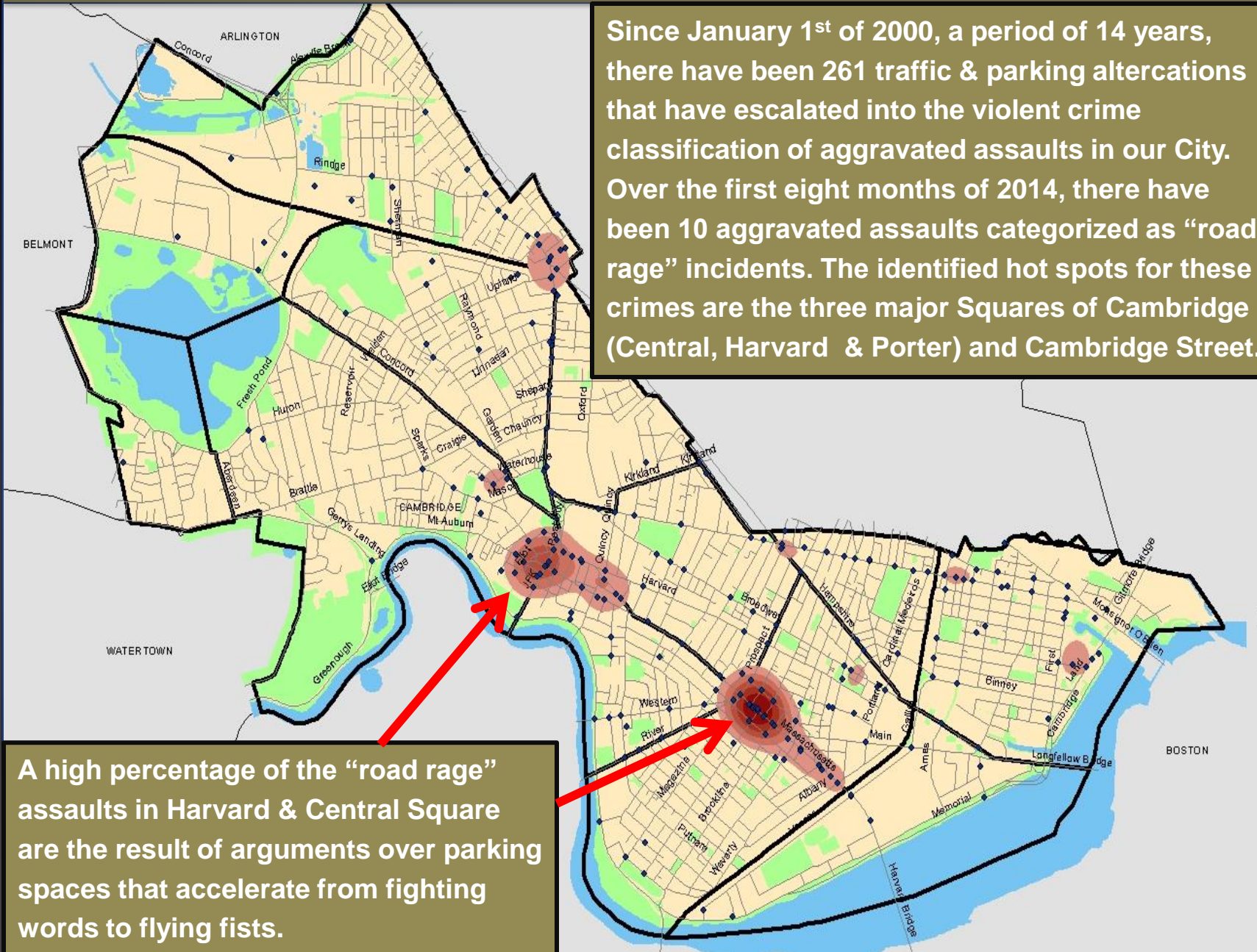




# Road Rage Aggravated Assaults: 1.1.00 to 9.1.14

Cambridge Police BridgeStat

Since January 1<sup>st</sup> of 2000, a period of 14 years, there have been 261 traffic & parking altercations that have escalated into the violent crime classification of aggravated assaults in our City. Over the first eight months of 2014, there have been 10 aggravated assaults categorized as “road rage” incidents. The identified hot spots for these crimes are the three major Squares of Cambridge (Central, Harvard & Porter) and Cambridge Street.



A high percentage of the “road rage” assaults in Harvard & Central Square are the result of arguments over parking spaces that accelerate from fighting words to flying fists.



# Burglary

No Patterns

## Percent Change

Last 4 Weeks

Previous Year

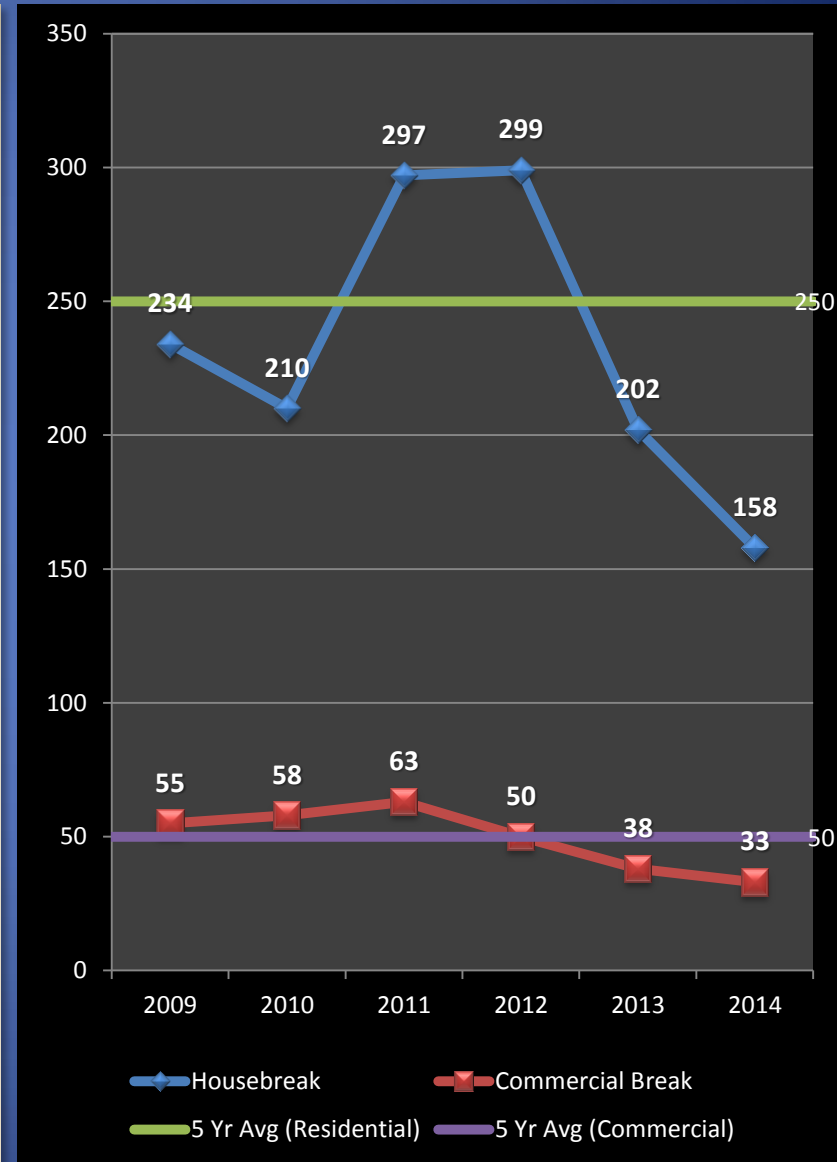
5 Year Average

+17%

-20%

-36%

- The property index crime of burglary, the combination of residential and commercial breaks, has dropped 36% when compared to the five-year average, with 109 fewer incidents than the projected total of 300 crimes, and down 20% when compared with last year's total for the first eight months of the year, with 49 fewer burglaries reported.
- Commercial burglary has declined by five incidents (-13%) over the first eight months of 2014. When measured against the five-year average, a 34% reduction is indicated with 17 fewer crimes than the 50 projected for the period between January and the end of August. There has not been a commercial burglary pattern identified yet in 2014.
- Analysis of housebreak activity in Cambridge for the first eight months of 2014 points to a 22% reduction (44 fewer breaks) below 2013 and a 37% decline below the five-year projected average of 250 housebreaks.







# Housebreaks: 1.1.14 to 9.1.14

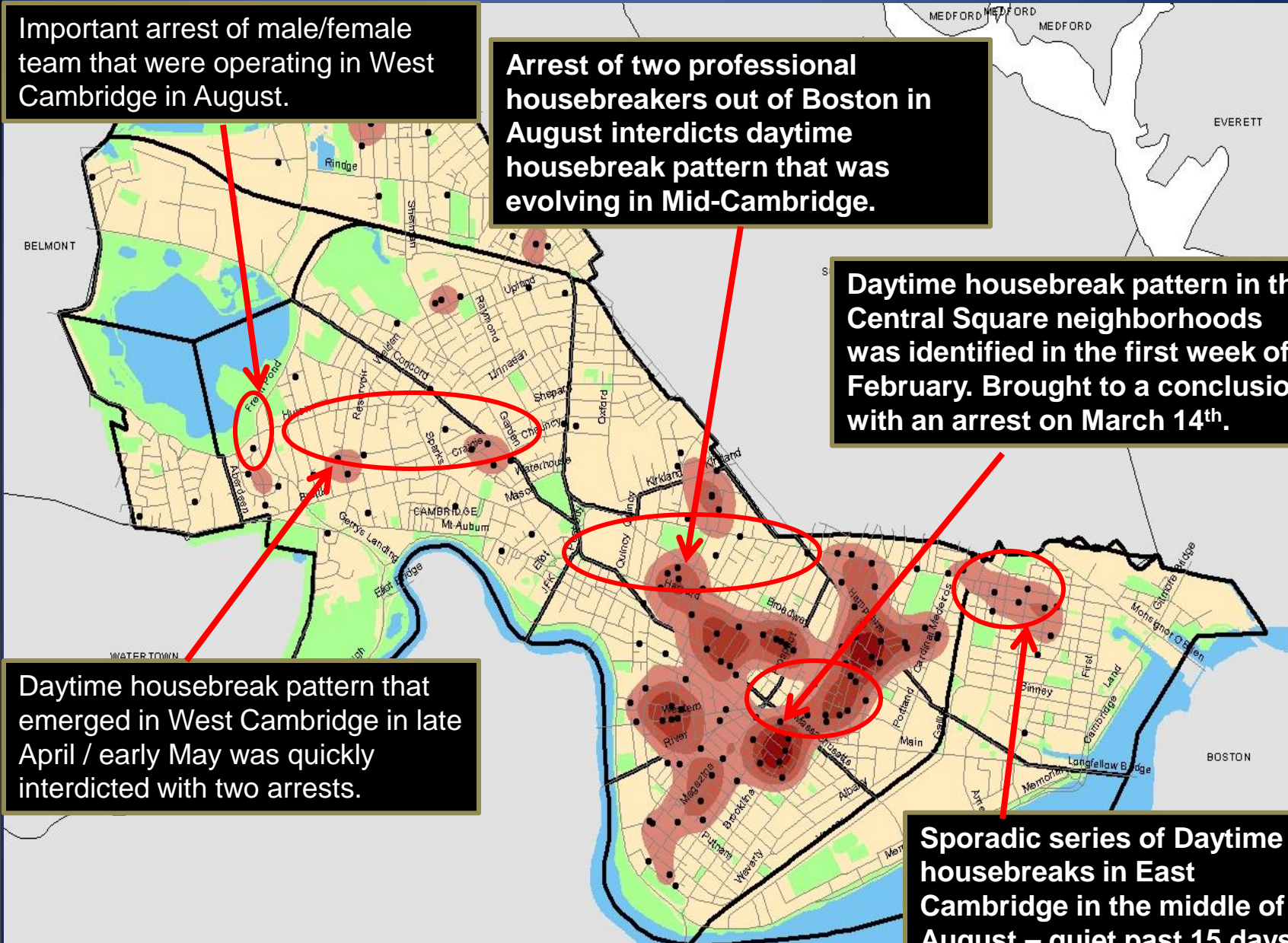
Important arrest of male/female team that were operating in West Cambridge in August.

Arrest of two professional housebreakers out of Boston in August interdicts daytime housebreak pattern that was evolving in Mid-Cambridge.

Daytime housebreak pattern in the Central Square neighborhoods was identified in the first week of February. Brought to a conclusion with an arrest on March 14<sup>th</sup>.

Daytime housebreak pattern that emerged in West Cambridge in late April / early May was quickly interdicted with two arrests.

Sporadic series of Daytime housebreaks in East Cambridge in the middle of August – quiet past 15 days.







# LARCENY

## Emerging Patterns

- Just like last month, **overall larceny through the first eight months of 2014 has decreased by 18%** when compared with the same time frame in 2013 and is 21% below the five-year weighted average.
- **Larcenies from motor vehicles in 2014 have dropped 26% below the number reported during the first eight months of last year.** After months of below-average activity citywide, a large increase of over 200% was reported from the previous 4 weeks (approx. 18 incidents in July) to the most recent 4 weeks (approx. 56 in August). Much of this increase is due to a pattern of LMVs in the Peabody neighborhood this month (see next slide).
- **Larcenies from persons continue to decrease, now registering 44% below the level reported during this time frame in 2013.** However, despite the overall decrease, the past 4 weeks saw a 140% increase over July. Activity in both Harvard Sq and Central Sq picked up in the past 4 weeks with 9 unrelated incidents in Central Sq and a quick two-day grab-and-run series in Harvard Sq.
- **There have been 233 larcenies from buildings reported citywide through August of 2014.** This is 10% below the number reported in 2013 and 9% below the five-year average. There are currently no patterns of this activity.
- **Larcenies from residences are one of the few crimes to see an increase this year. This crime type has risen 9%** when compared to last year, due largely to an increase in package thefts from residences in Mid-Cambridge, Peabody, and North Cambridge in May, and another series of package thefts in lower Cambridge in late July and August. A Medford man was arrested for thefts from an apartment complex on Garden St on 8.29.14.
- Thus far in 2014, there have been **226 bike thefts reported citywide**, which is 14% below the total reported during this time frame in 2013 and 13% below the five-year average. Bike thefts during the typically more active warm summer months have registered as follows: 61 in June, 50 in July, and 47 in August.

### Percent Change

Last 4 Weeks

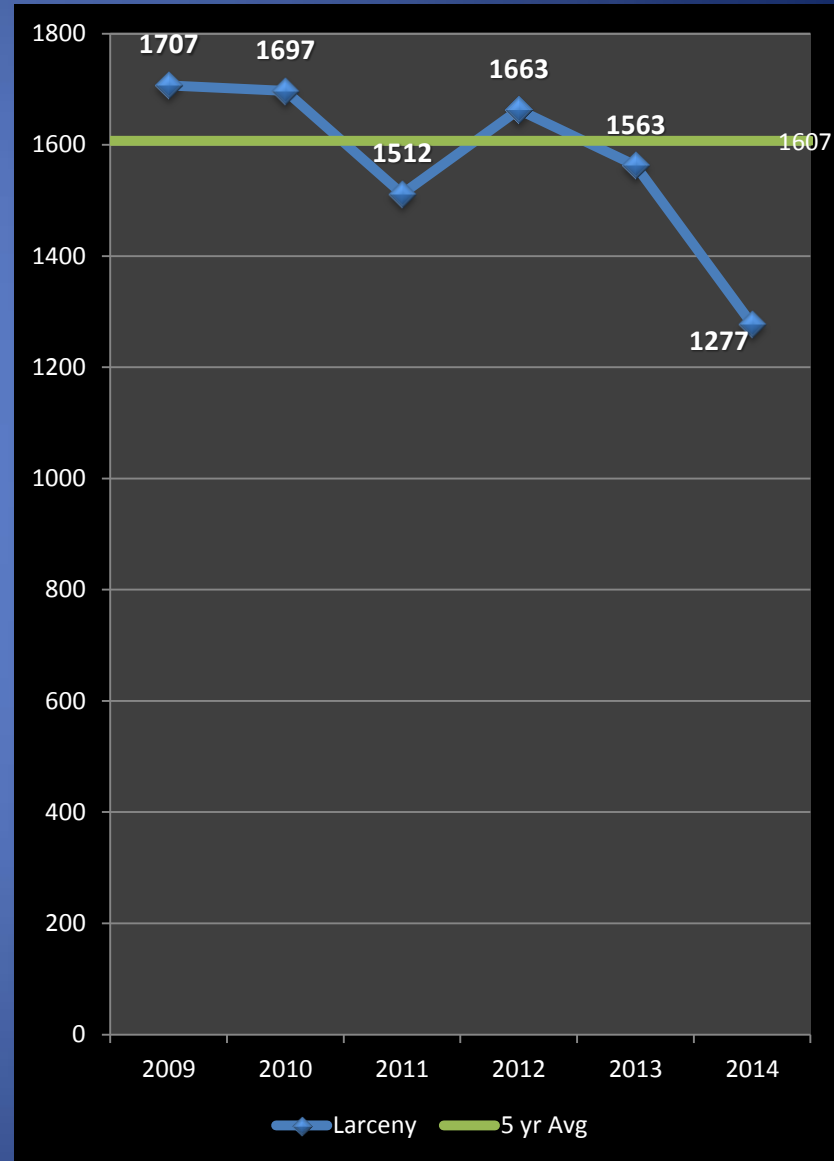
**+29%**

Previous Year

**-18%**

5 Year Average

**-21%**





# LARCENY: *From MVs*

## *Emerging Pattern*

### Percent Change

Last 4 Weeks

**+211%**

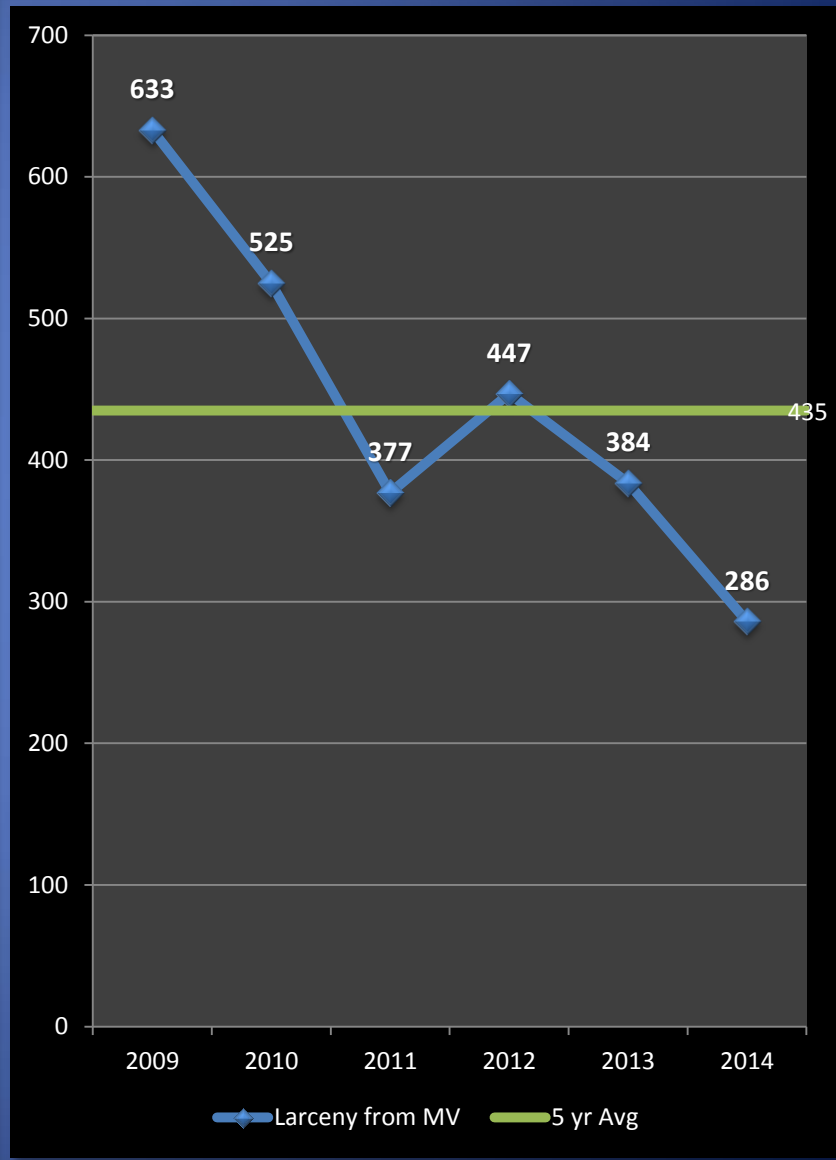
Previous Year

**-26%**

5 Year Average

**-34%**

- Larcenies from MVs **are down 26% year-to-date through the first eight months of 2014** when compared with the same time frame in 2013. There have been 98 fewer thefts reported so far this year. This crime has also **dropped 34%** when measured against the five-year average, with **149 fewer incidents** than the projected total of 435 thefts.
- When comparing the last four weeks to the previous four weeks, this property index crime shot upward from 18 incidents to 56 (+211%). The majority of this increase can be attributed to the pattern described below.
- The first larceny from motor vehicle pattern for the summer of 2014 was identified during the third week of August. Over a 10-day period, there had been 16 reported motor vehicle breaks in and around the Peabody neighborhood. The majority of the breaks were from unlocked cars parked in driveways or in front of residences. No particular type/model of car is being targeted but the majority have been of foreign origin. Activity is concentrated in the southern part of Peabody, near Radcliff University. A community alert was issued for this neighborhood on 8.29.14.

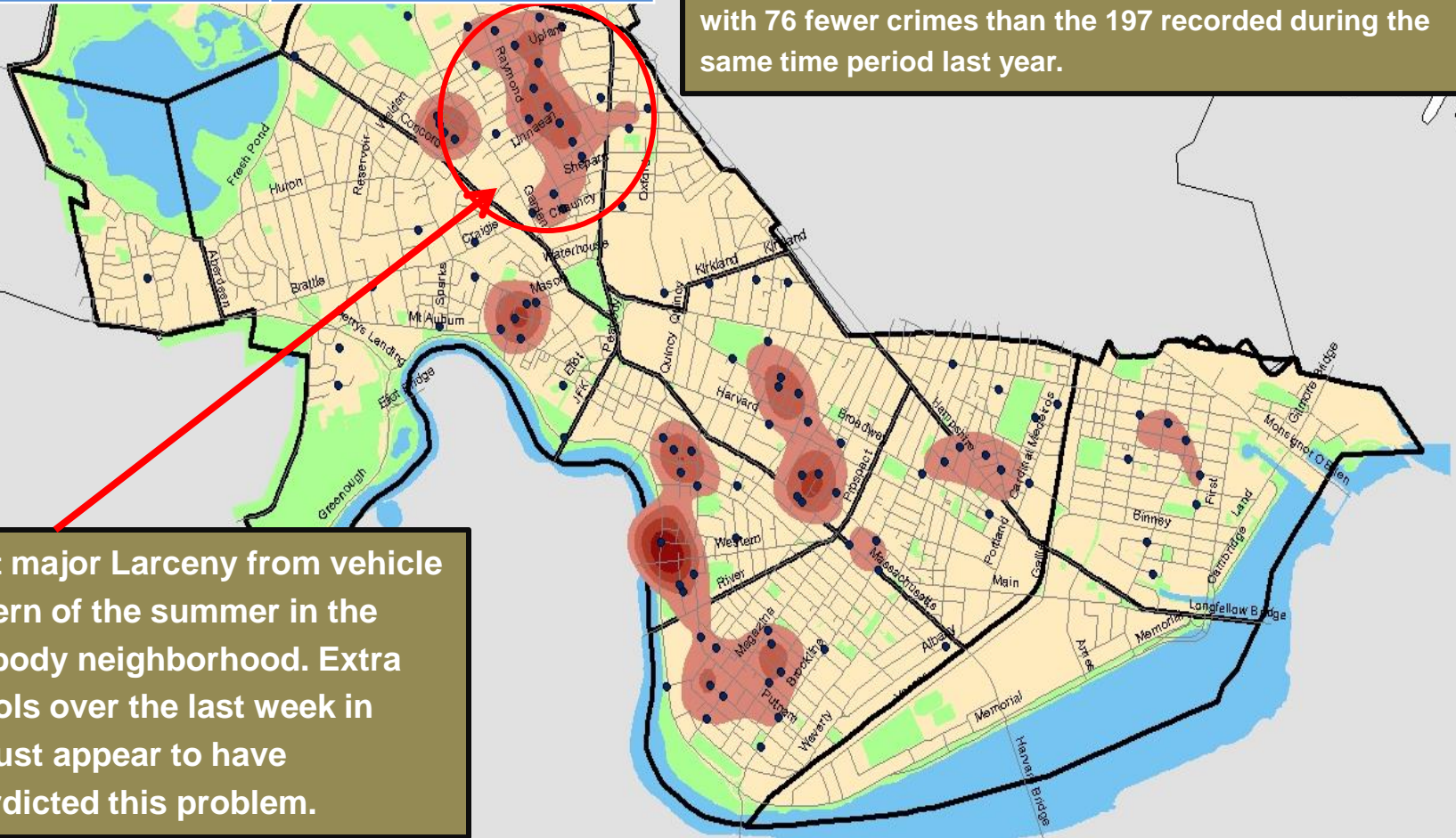




# Larceny from MVs: 6.1.14 to 9.1.14

Neighborhood	% reduction Summer of 2013 to Summer of 2014
West Cambridge	- 68%
Strawberry Hills	- 92%
Cambridgeport	- 60%

Larceny from motor vehicle activity had been sporadic temporarily, scattered spatially, and on the decline in Cambridge over the first two months of the Summer of 2014. Then there was a surge of 211% from July to August with 38 additional incidents recorded. Even accounting for that that big jump, thefts from cars are down 38% when compared with the summer of 2013 with 76 fewer crimes than the 197 recorded during the same time period last year.



First major Larceny from vehicle pattern of the summer in the Peabody neighborhood. Extra patrols over the last week in August appear to have interdicted this problem.





# Larceny from Motor Vehicles

## *What can we do?*

### Police Response Strategy:

- Cambridge Police are focused on prevention of these crimes by increasing officer visibility in targeted areas.
- Citizens are encouraged to take the proper precautions to protect their vehicles and their belongings by doing everything possible to not make their vehicles easy targets.



### Citizen Response Strategy:

- Citizens are asked to take the following precautions to protect themselves, their vehicles, and their belongings from theft:
  - **Make sure all of your car doors are locked when you leave your vehicle.**
  - **Take extra care when out doing your shopping.**
  - **If you are approached by a suspicious person while you are in your vehicle, sound your horn to attract attention.**
  - **NEVER LEAVE VALUABLES EXPOSED IN YOUR CAR.**
    - If you must leave packages or valuables in your car, **place them in the trunk or under a blanket to conceal them**
  - Visit our website for more tips to keep your vehicles and belongings at [www.CambridgePolice.org/SafetyTips](http://www.CambridgePolice.org/SafetyTips)





# LARCENY: *from Person*

No Patterns

## Percent Change

Last 4 Weeks

**+140%**

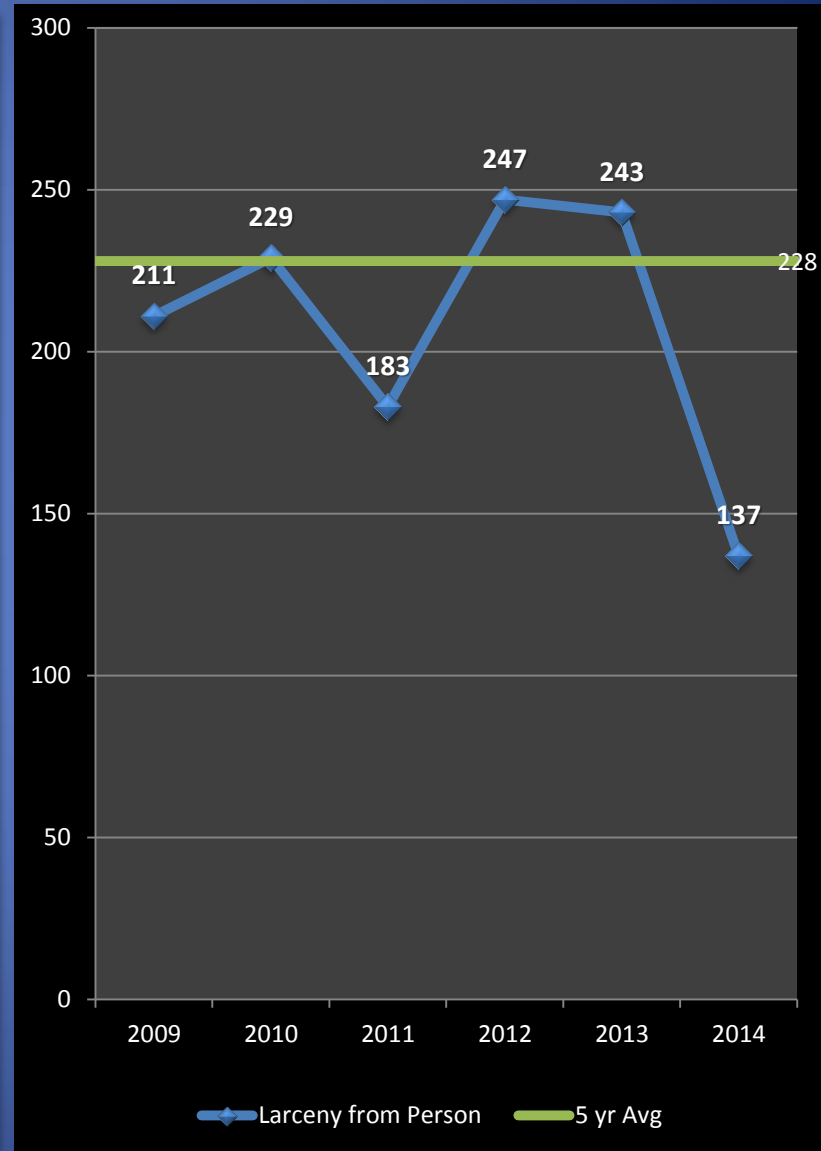
Previous Year

**-44%**

5 Year Average

**-40%**

- **Larcenies from the person have fallen an amazing 106 incidents (44%) through August** when compared with the same time frame in 2013. The total of 137 incidents reported thus far in 2014 is also 91 incidents below the five-year average of 228. There are no patterns of this crime type anywhere in the city at the present time. However, over the last four weeks (August), activity had increased 140%, or 14 incidents, over the previous four weeks (July).
- There was a series of grab-and-runs from patrons in Harvard Sq in mid-August, with incidents occurring from 6pm to 8pm. Teens on bikes or walking by were grabbing phones from tables or victims' hands. An arrest of one Cambridge juvenile in connection with these thefts was made during a street robbery (similar to the grab-and-run except that a knife was used to steal the item). This group of kids is believed to be responsible for at least four similar incidents in the area.
- Often, much of the larceny from person activity is reported at bars and restaurants in Harvard Square (known as "dipper" activity). In August, there were two incidents of this nature reported in Harvard Sq, which is exceptionally low.
- Part of the explanation for the large reduction may be that a number of the more prolific thieves, particularly ones that tend to target the Harvard Square area, are currently incarcerated.
- Overall, Central Sq reported the most activity during the last four weeks, with nine total incidents covering the categories of dining, pocketpicking, grab & run, and unattended.





# LARCENY: of *Bicycle*

*No Patterns*

- Through September 1, 2014, there have been 226 bikes reported stolen citywide in Cambridge. This total is 14% (38 incidents) below the number reported during this time frame in 2013 and 13% (33 incidents) below the five-year average.
- As would be expected, the summer months tend to see the largest number of bike thefts due to increased ridership during warmer weather. Thefts this summer have registered as follows: 61 in June, 50 in July, and 47 in August.
- Riverside had the most bike thefts in August with nine, followed by Area 4 with eight, and Mid-Cambridge and Cambridgeport with seven each.
- 63% of the thefts reported this year have involved bikes that were locked but left out in the open (locked to public bike racks, for example).
- No defined bike theft patterns have emerged.
- **Breakdown by Neighborhood, year-to-date:**

Neighborhood	Total	% Citywide
Mid-Cambridge	42	19%
Riverside	28	12%
Area 4	22	10%
Inman/Harrington	22	10%
Cambridgeport	22	10%

## Percent Change

Last 4 Weeks

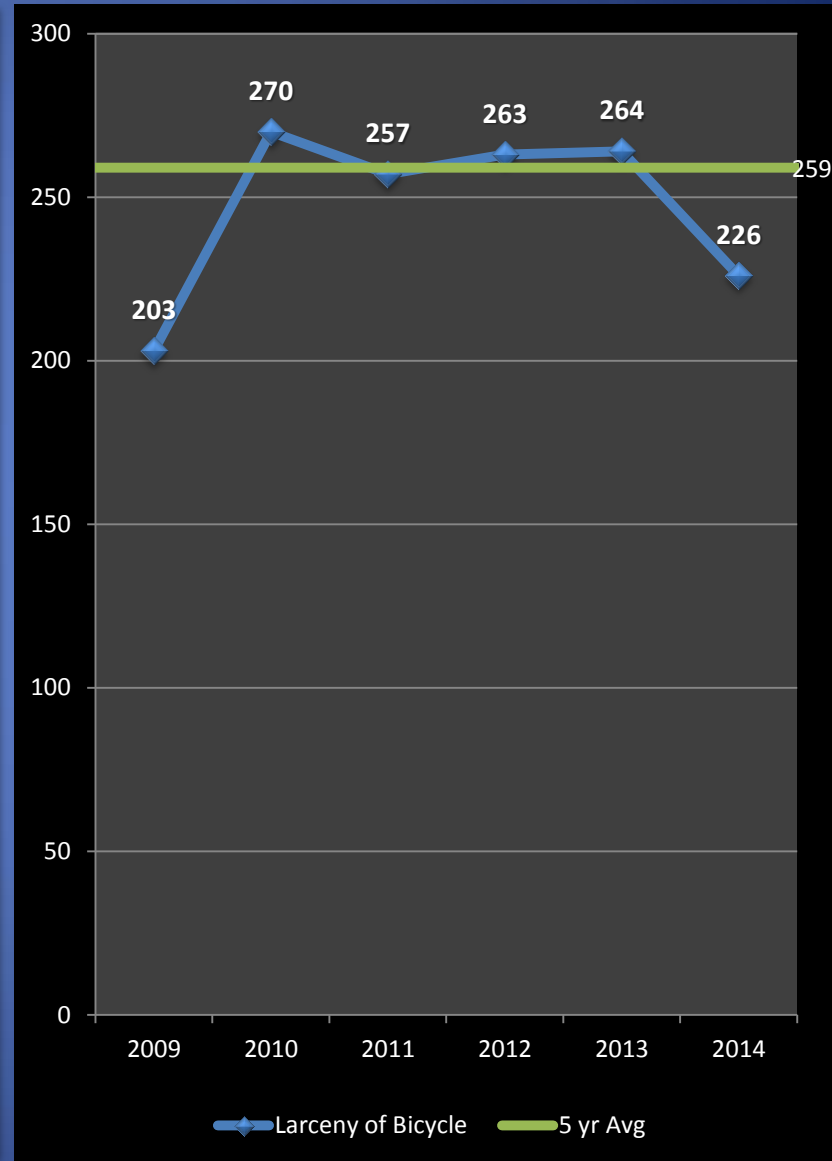
**-35%**

Previous Year

**-14%**

5 Year Average

**-13%**





# Larceny of Bicycles: 6.1.14 to 9.1.14

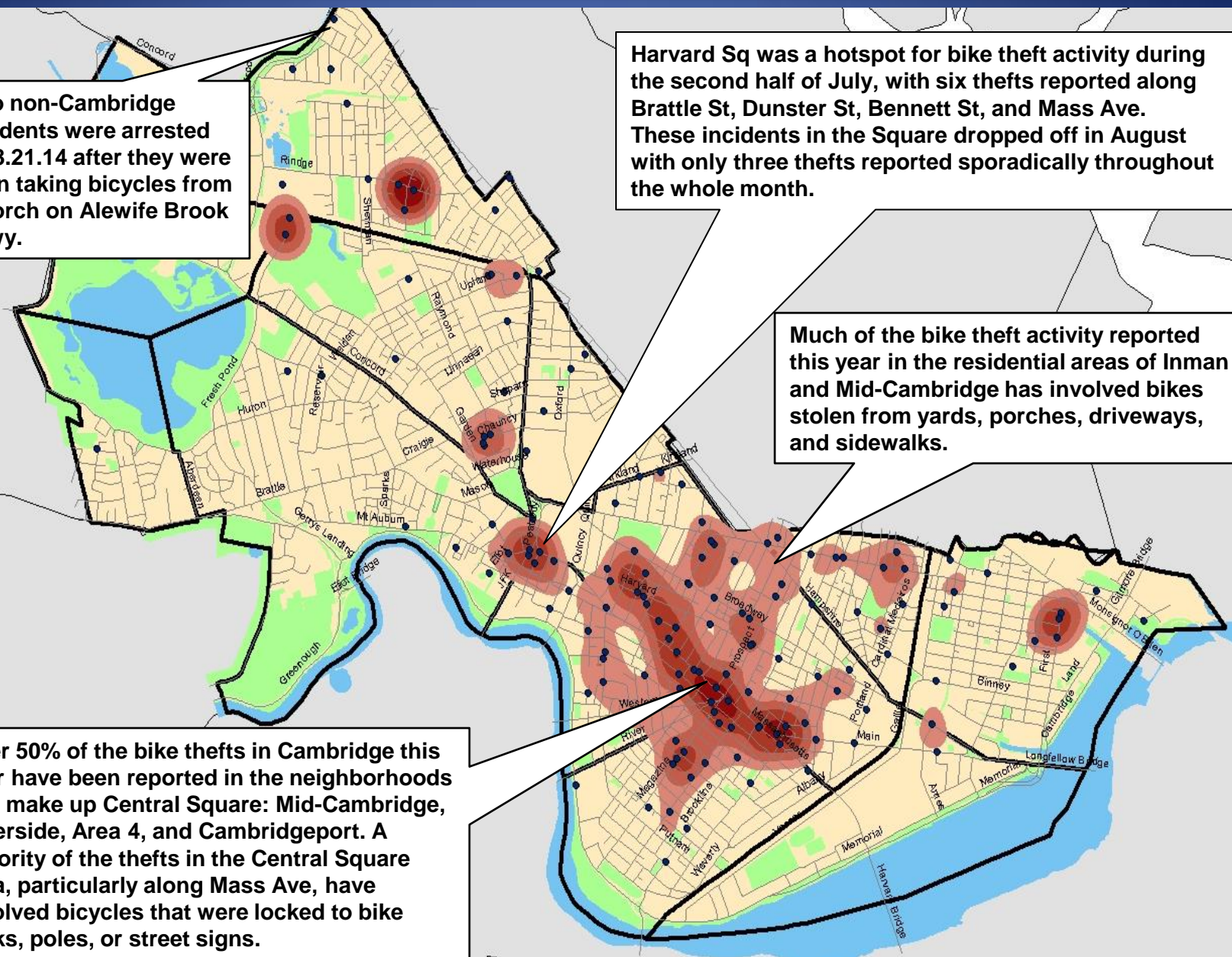
Cambridge Police BridgeStat

Two non-Cambridge residents were arrested on 8.21.14 after they were seen taking bicycles from a porch on Alewife Brook Pkwy.

Harvard Sq was a hotspot for bike theft activity during the second half of July, with six thefts reported along Brattle St, Dunster St, Bennett St, and Mass Ave. These incidents in the Square dropped off in August with only three thefts reported sporadically throughout the whole month.

Much of the bike theft activity reported this year in the residential areas of Inman and Mid-Cambridge has involved bikes stolen from yards, porches, driveways, and sidewalks.

Over 50% of the bike thefts in Cambridge this year have been reported in the neighborhoods that make up Central Square: Mid-Cambridge, Riverside, Area 4, and Cambridgeport. A majority of the thefts in the Central Square area, particularly along Mass Ave, have involved bicycles that were locked to bike racks, poles, or street signs.







# Larceny of Bicycles:

## *What Can We Do?*

### Police Response Strategy:

- Bicyclists stopped for infractions will be reminded to use lights when biking at night, wear helmets under the age of 16, and other safety tips to promote safer biking in the city.



### Citizen Response Strategy:

- Bicyclist are encouraged to record their bike's serial number as well as take a picture of their bike to provide to police in the event that it is lost or stolen.
- For information on bicycle safety, visit: [www.CambridgePolice.org/CommunityRecources](http://www.CambridgePolice.org/CommunityRecources).
  - Click on the "Bicycle Safety and Registration" link.
- Stores should be vigilant in recording serial numbers and customer information on sales.
- Universities should encourage students to register their bikes and distribute information on the correct locking procedures.





# AUTO THEFT

*No Patterns*

## Percent Change

Last 4 Weeks

**-7%**

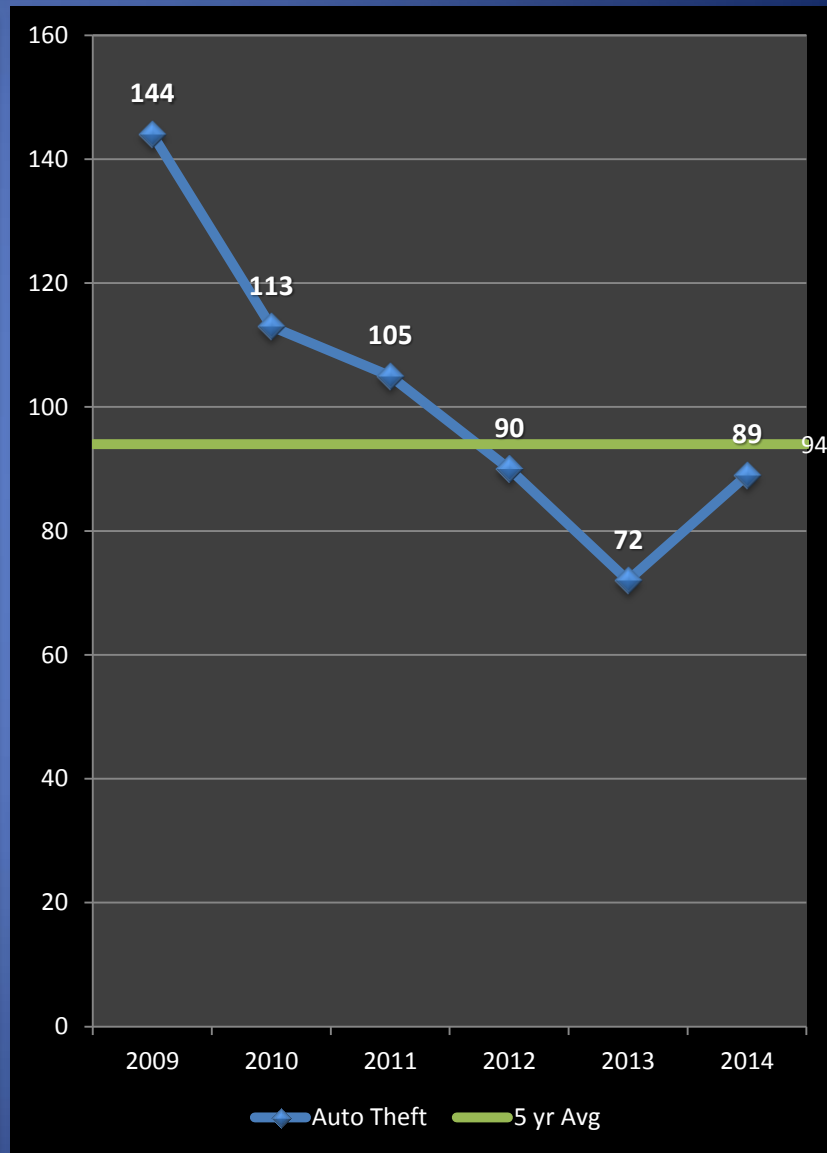
Previous Year

**+24%**

5 Year Average

**-5%**

- The projected five-year weighted average for auto thefts for the first eight months of 2014 is 94; thus far, we are 5 incidents below the average (-5%). However, with 89 thefts year-to-date, we are seeing an increase over 2013 of 24%, or 17 incidents.
- There were 13 auto thefts reported in the past four weeks, which resulted in a 7% decrease from July (one fewer incident). Over the course of the summer (June to present), there have been 25 thefts of mopeds, scooters, or motorcycles. There were two incidents in August that resulted in the arrests of three males in connection with moped/scooter thefts.
- Since the beginning of the year, the neighborhoods that have reported the largest number of thefts have been: Cambridgeport (16), Area 4 (15), East Cambridge (11), and Inman (10). All other neighborhoods except Strawberry Hill have reported at least one auto theft.
- Year-to-date, 41 (or 46%) of the stolen motor vehicles have been recovered.





# Help Prevent Crime

*And keep yourself informed!*

## To receive information from the CPD:

- Sign up with for the **Cambridge Alert Network**, to receive alerts about emerging crime patterns, neighborhood meetings, and crime prevention tips, by visiting [www.CambridgeMa.gov/AlertNetwork](http://www.CambridgeMa.gov/AlertNetwork).
- “Like” the Cambridge Police Department on Facebook at [www.facebook.com/CambridgePolice](http://www.facebook.com/CambridgePolice)
- Follow [@CambridgePolice](https://twitter.com/CambridgePolice) on Twitter.
- Visit our website at [www.CambridgePolice.org](http://www.CambridgePolice.org) for valuable information and reports including the Daily Log and BridgeStat, which is published on the first Friday of every month.
- Download our new “MyPD” smartphone app at [www.CambridgePolice.org/MyPD](http://www.CambridgePolice.org/MyPD).

## To Share Information with the CPD:

- Call our Non-Emergency Telephone Number at **617-349-3300**.
  - Every call for service generates a police response, so help drive our resources by reporting things that seem suspicious or out of the ordinary.
- Send an Anonymous TEXT-A-TIP:
  - Send an ANONYMOUS text message to **Tip411 (847411)**. Begin your message with Tip650 and then type your message. You will receive a response from the Cambridge Police with the option to continue communicating. Please remember that this is not a replacement for 9-1-1. **If you witness an emergency situation, please call 9-1-1 immediately.**
- Send an Anonymous Crime Tip E-Mail at [www.CambridgePolice.org/Tips](http://www.CambridgePolice.org/Tips)



# Questions?

- The complete 2013 Cambridge Police Annual Crime Report is available on our website at [www.CambridgePolice.org](http://www.CambridgePolice.org).
- We welcome all questions, comments, and suggestions.
- Please direct your feedback to: [BridgeStat@CambridgePolice.org](mailto:BridgeStat@CambridgePolice.org).
- To review previous editions of BridgeStat, visit our website at [www.CambridgePolice.org/BridgeStat](http://www.CambridgePolice.org/BridgeStat).