



Cambridge Police Department BridgeStat

August 2024

Produced by the Crime Analysis Unit



Part I Total Crime

An analysis of the serious crime statistics for the first eight months of 2024 points to a 3% increase in the Part One index total for Cambridge when compared with the same time frame in 2023. Through September 2nd of 2024, there were 2,222 serious crimes reported in the City. For the same time period in 2023, the combined total for Murder, Rape, Robbery, Aggravated Assault, Burglary, Larceny & Auto theft was 2,160 incidents, 62 fewer than 2024. A 20% rise in the crime index has also been registered when measured against the five-year weighted average.

Further analysis of the crime totals for the first eight months of 2024 indicates that violent crimes recorded a 16% decrease when compared to last year. There were zero homicides, 27 rapes, 66 robberies, and 196 aggravated assaults recorded through September 2nd of this year.

Conversely, the numbers indicate that property crimes saw a rise, increasing 6% above the 2023 total for the first eight months, with 117 more crimes reported in 2024. Despite a 77% rise in shoplifting incidents, a 3% increase in housebreaks, and a 1% rise in larcenies from residences, sizeable reductions in larceny from motor vehicles (-27%) and larceny of bicycles (-16%) were key to keeping the property crime increase relatively small.

When analyzing the serious crime totals of August 2024 versus the previous month of July 2024, there was an increase of 2% in the number of index incidents, with five more crimes reported in August.

	4 Week Snapshot			Year to Date			Five Year	
	7/9/24 - 8/5/24	8/6/24 - 9/2/24	Change	2023	2024	Change	Avg	Change
Total Violent Crime	50	38	-24%	344	289	-16%	264	9%
Total Property Crime	253	270	7%	1816	1933	6%	1592	21%
Total Part I Crime	303	308	2%	2160	2222	3%	1855	20%



Part I Property Crime

Analysis of property crime totals for the first eight months of 2024 reveals a 6% increase when measured against the same time frame in 2023 and a 21% rise above the five-year average of 1,592.

More than half of the property crime categories are recording decreases when measured against the first eight months of 2023. Notable reductions in larceny from motor vehicles (-27%), larceny of bicycles (-16%), and auto thefts (-28%) were able to counter increases in housebreaks (+3%) and shopliftings (+77%), resulting in only a minimal increase when compared with the same time last year. It should be noted that shoplifting is by far the most prevalent crime type plaguing Cambridge this year. The increase of almost 275 shoplifting incidents thus far in 2024 when compared with 2023 is the major factor causing Cambridge to see an increase in overall crime this year, despite reductions in so many other crime types.

	4 Week Snapshot			Year to Date			Five Year	
	7/9/24 - 8/5/24	8/6/24 - 9/2/24	Change	2023	2024	Change	Avg	Change
Burglary	21	18	-14%	173	174	1%	150	16%
Commercial Break	8	4	-50%	49	46	-6%	45	2%
Housebreak	13	14	8%	124	128	3%	105	22%
Larceny	226	248	10%	1544	1688	9%	1351	25%
Larceny (Misc)	15	6	-60%	46	73	59%	43	70%
Larceny from Building	16	15	-6%	145	141	-3%	128	10%
Larceny from MV	31	19	-39%	246	180	-27%	262	-31%
Larceny from Person	7	10	43%	69	59	-14%	72	-18%
Larceny from Residence	28	37	32%	265	267	1%	240	11%
Larceny of Bicycle	51	53	4%	372	314	-16%	343	-8%
Larceny of Plate	0	0	IN-CALC	31	14	-55%	21	-33%
Larceny of Services	4	2	-50%	17	16	-6%	10	60%
Shoplifting	74	106	43%	353	624	77%	231	170%
Auto Theft	6	4	-33%	99	71	-28%	92	-23%
Total Property Crime	253	270	7%	1816	1933	6%	1592	21%



Part I Violent Crime

From January 1st to September 2nd of 2024, there were 289 violent crimes recorded in Cambridge, 55 incidents (-16%) below last year's total of 344 incidents for the first eight months of the year and 25 incidents (9%) above the 264 crimes forecasted through September 2nd.

There have been 27 rapes reported in Cambridge through August of 2024, which is down nine incidents from 2023. The 27 rapes reported thus far in 2024 have been categorized as six acquaintance assaults, nine contact rapes, seven blitz incidents, and five domestic assaults.

The trend observed during the past couple years of a high percentage of aggravated assaults and street robberies occurring in Central Square and on peripheral side streets began to reemerge in the spring, after a lull in activity in that area during the beginning of 2024. So far, eight months into the year, 68 (or 35%) of the 196 aggravated assaults and 27 (or 51%) of the 53 street robberies have been reported in the Central Square area.

The last homicide reported in Cambridge occurred shortly after midnight on November 23, 2023, in the area of 10 Magazine Street in Central Square. Two individuals with gunshot wounds were located and transported to a Boston hospital. One victim, 27-year-old Danasia Greene of Cambridge, was pronounced deceased at the hospital. The second victim, a 26-year-old male from Boston, was treated for non-life-threatening injuries. The incident remains under investigation at this time.

	4 Week Snapshot			Year to Date			Five Year	
	7/9/24 - 8/5/24	8/6/24 - 9/2/24	Change	2023	2024	Change	Avg	Change
Homicide	0	0	IN-CALC	0	0	IN-CALC	0	IN-CALC
Rape	5	3	-40%	36	27	-25%	26	4%
Robbery	8	8	0%	104	66	-37%	71	-7%
Commercial Robbery	0	3	IN-CALC	27	13	-52%	16	-19%
Street Robbery	8	5	-38%	77	53	-31%	55	-4%
Aggravated Assault	37	27	-27%	204	196	-4%	166	18%
Total Violent Crime	50	38	-24%	344	289	-16%	264	9%



MURDER

No Patterns

- No murders have been reported in Cambridge in 2024 through September 2nd.
- Shortly after midnight on November 23, 2023, officers responded to the area of 10 Magazine Street in Central Square. Two individuals with gunshot wounds were located and transported to a Boston hospital. One victim, 27-year-old Danasia Greene of Cambridge, was pronounced deceased at the hospital. The second victim, a 26-year-old male from Boston, was treated for non-life-threatening injuries. This incident marked the first homicide reported in Cambridge in over two years and was the only homicide reported in the City in 2023.* It remains under active investigation at this time.
- There were no murders recorded in Cambridge in all of 2022. This has happened only three other times in the past 20 years—in 2004, 2007, and 2010.
- In the last reported homicide in Cambridge prior to the November 2023 incident, on Saturday 3/27/21, there was a fatal shooting that occurred at approximately 12:40 a.m. on Pemberton Street. The victim was reportedly located unconscious outside his vehicle by a passerby who called 911. The victim was transported to Mount Auburn Hospital where he later died. The victim has been identified as Xavier Louis-Jacques, 19, of Cambridge. The investigation is ongoing.

Please note: The 2023 figure excludes the fatal Cambridge Police officer-involved shooting of Sayed Faisal on January 4, 2023.

Percent Change*

Last 4 Weeks

0%

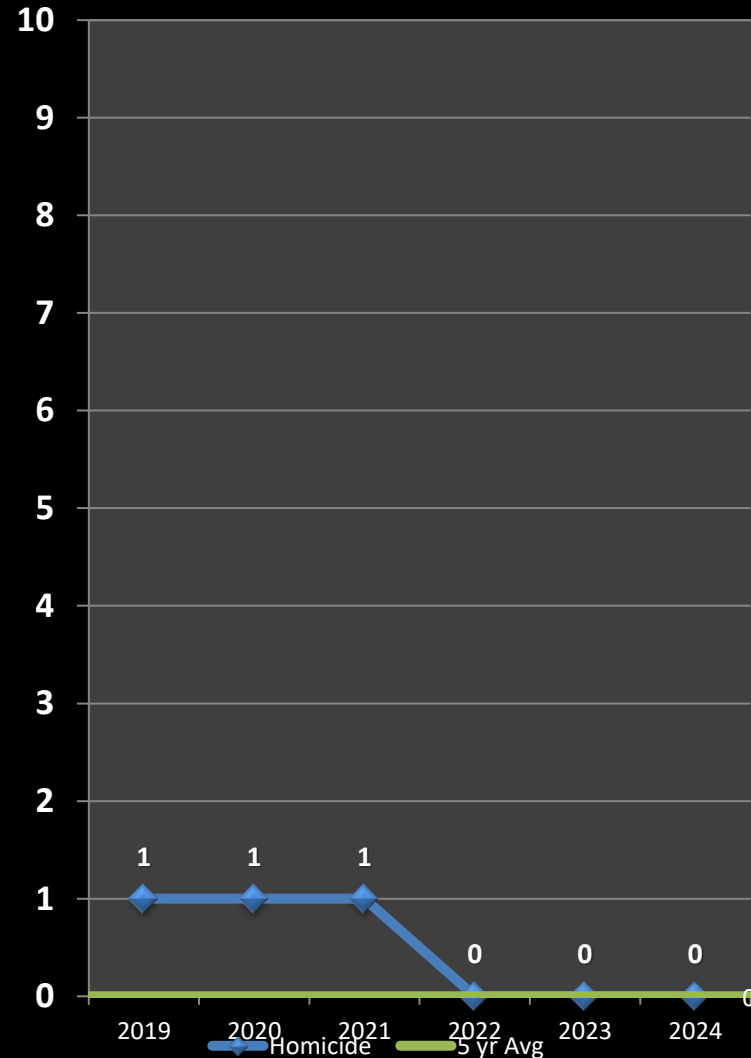
Previous Year

0%

5-Year Average

0%

*IN -CALC: Percentages are not calculated for numbers so small as to present a statistically misleading percentage.





RAPE

No Patterns

Cambridge Police BridgeStat

- There have been 27 rapes reported in Cambridge through the first eight months of 2024. This is down nine incidents (-25%) from the 36 rapes reported during the same time frame in 2023.
- The 27 rapes reported thus far in 2024 have been categorized as six acquaintance assaults, nine contact rapes, seven blitz incidents, and five domestic assaults.
- On Friday, May 17, 2024, at approximately 9:18pm, police responded to the Cambridgepark Drive area for an assault in progress. The victim told officers the assailant was a masked man with a knife. Detectives processed a crime scene in a restroom of a commercial building and are working with Massachusetts State Police and the Middlesex District Attorney's Office. The investigation is ongoing.
- The total number of reported rapes tends to fluctuate from year to year, but the number of stranger-to-stranger rapes reported each year in Cambridge—typically between one and ten—remains extremely low.

Percent Change*

Last 4 Weeks

-40%

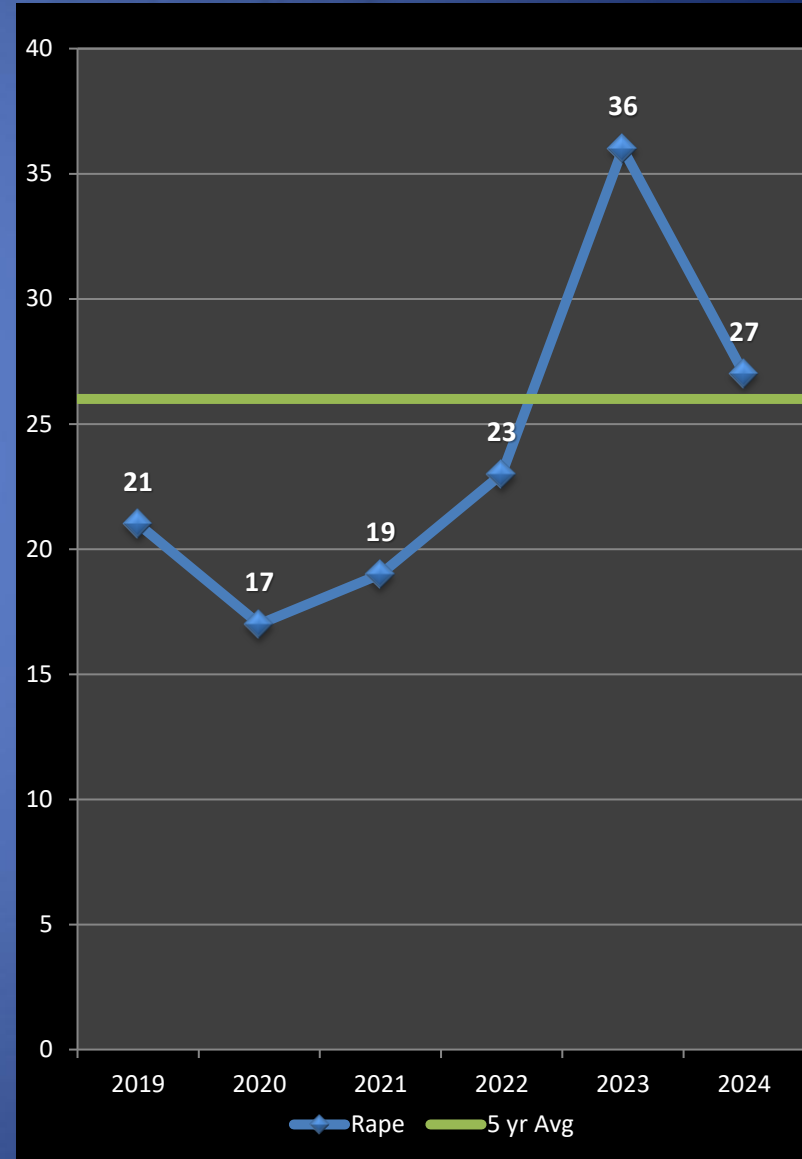
Previous Year

-25%

5-Year Average

+4%

*IN -CAL: Percentages are not calculated for numbers so small as to present a statistically misleading percentage.





AGGRAVATED ASSAULT

No Patterns

- The total of 196 aggravated assaults reported through September 2, 2024, is 8 crimes (-4%) below the first eight months of 2023, and 30 incidents (18%) above the five-year average of 166 crimes. August saw a decrease of 27% below July, with ten fewer incidents reported in the past four weeks.
- The 196 aggravated assaults reported so far in 2024 have been comprised of the following classifications: 48 domestic assaults; 47 unprovoked scenarios; 22 acquaintance assaults; 14 each of psychotic episodes and juvenile-related assaults; 12 traffic/parking related assaults; 10 between unhoused individuals; seven workplace incidents; six assaults on police; five each between shop owner/patrons and affray/brawls; four landlord/neighbor assaults; and two bar/alcohol-related incidents.
- The trend observed during the past couple years of a high percentage of aggravated assaults occurring in Central Sq and on peripheral side streets has begun to resurface over the last few months, but incidents are still generally spread across the city. Sixty-eight of the 196 aggravated assaults (or 35%) year-to-date were reported in Central Sq. Of the 68, 26 of those were of the unprovoked category which is more than double any other category in this area.
- There have been 11 confirmed shots fired incidents in Cambridge through September 2, 2024. Nine of the 11 resulted in no injuries, while the shootings on May 23rd and July 16th resulted in non-fatal injuries to three total victims. Through the same time period in 2023, there were five (5) confirmed shots fired incidents: three non-fatal shootings with four total victims and one shots fired incident with no injuries.

Percent Change

Last 4 Weeks

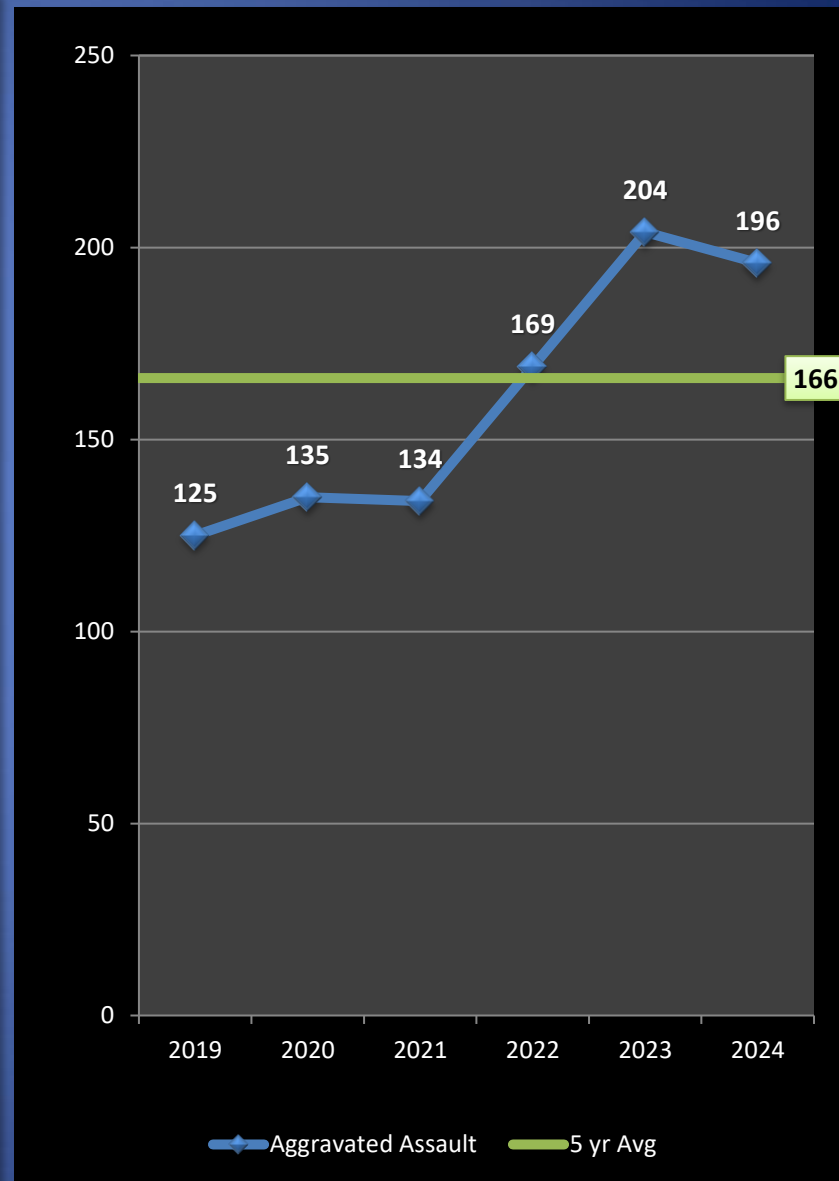
-27%

Previous Year

-4%

5-Year Average

+18%

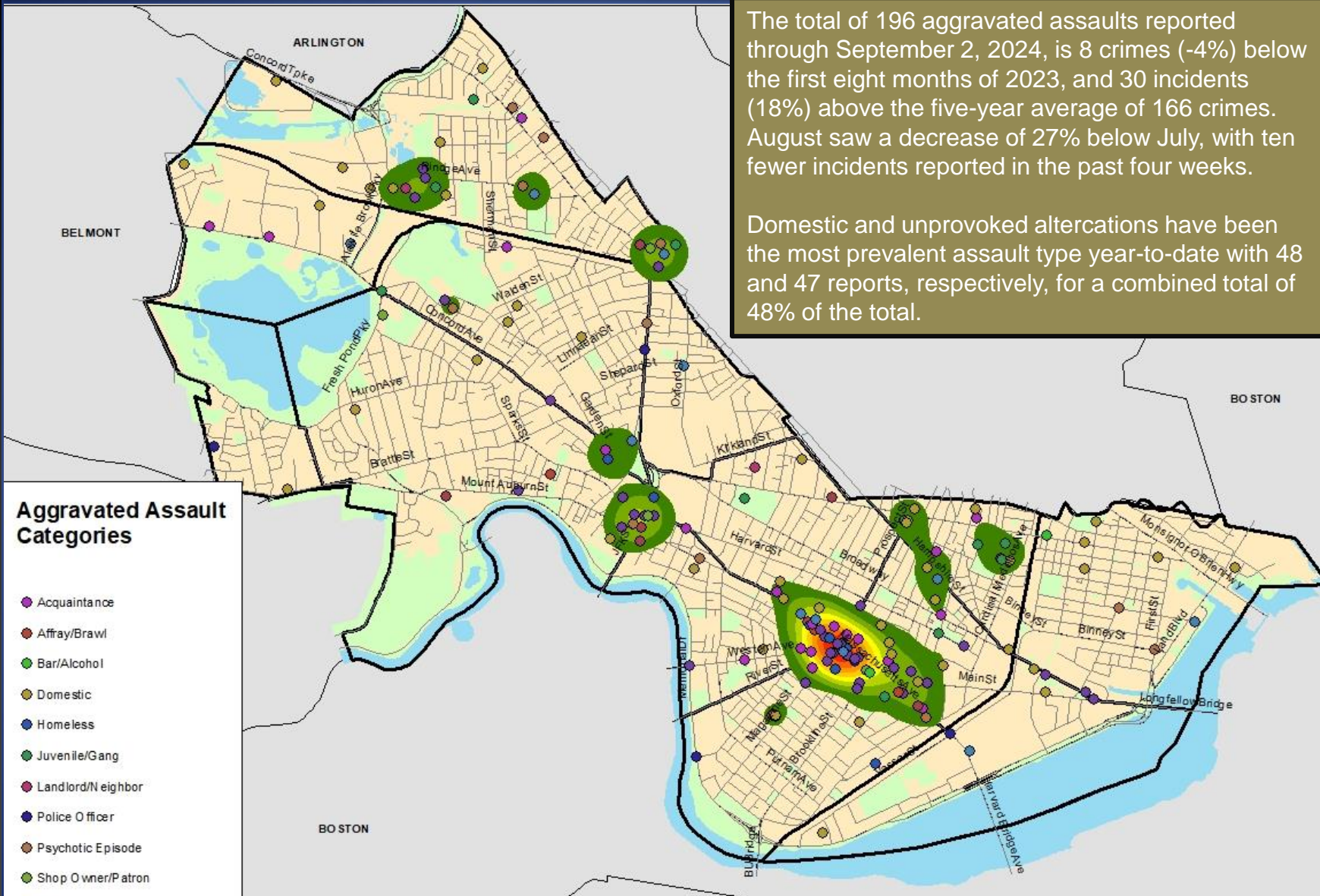




Geographic Breakdown of Aggravated Assaults: 1.1.24 – 9.2.24

Cambridge Police BridgeStat

August 2024



Aggravated Assault Categories

- Acquaintance
- Affray/Brawl
- Bar/Alcohol
- Domestic
- Homeless
- Juvenile/Gang
- Landlord/Neighbor
- Police Officer
- Psychotic Episode
- Shop Owner/Patron
- Traffic Parking
- Unprovoked
- Workplace

The total of 196 aggravated assaults reported through September 2, 2024, is 8 crimes (-4%) below the first eight months of 2023, and 30 incidents (18%) above the five-year average of 166 crimes. August saw a decrease of 27% below July, with ten fewer incidents reported in the past four weeks.

Domestic and unprovoked altercations have been the most prevalent assault type year-to-date with 48 and 47 reports, respectively, for a combined total of 48% of the total.

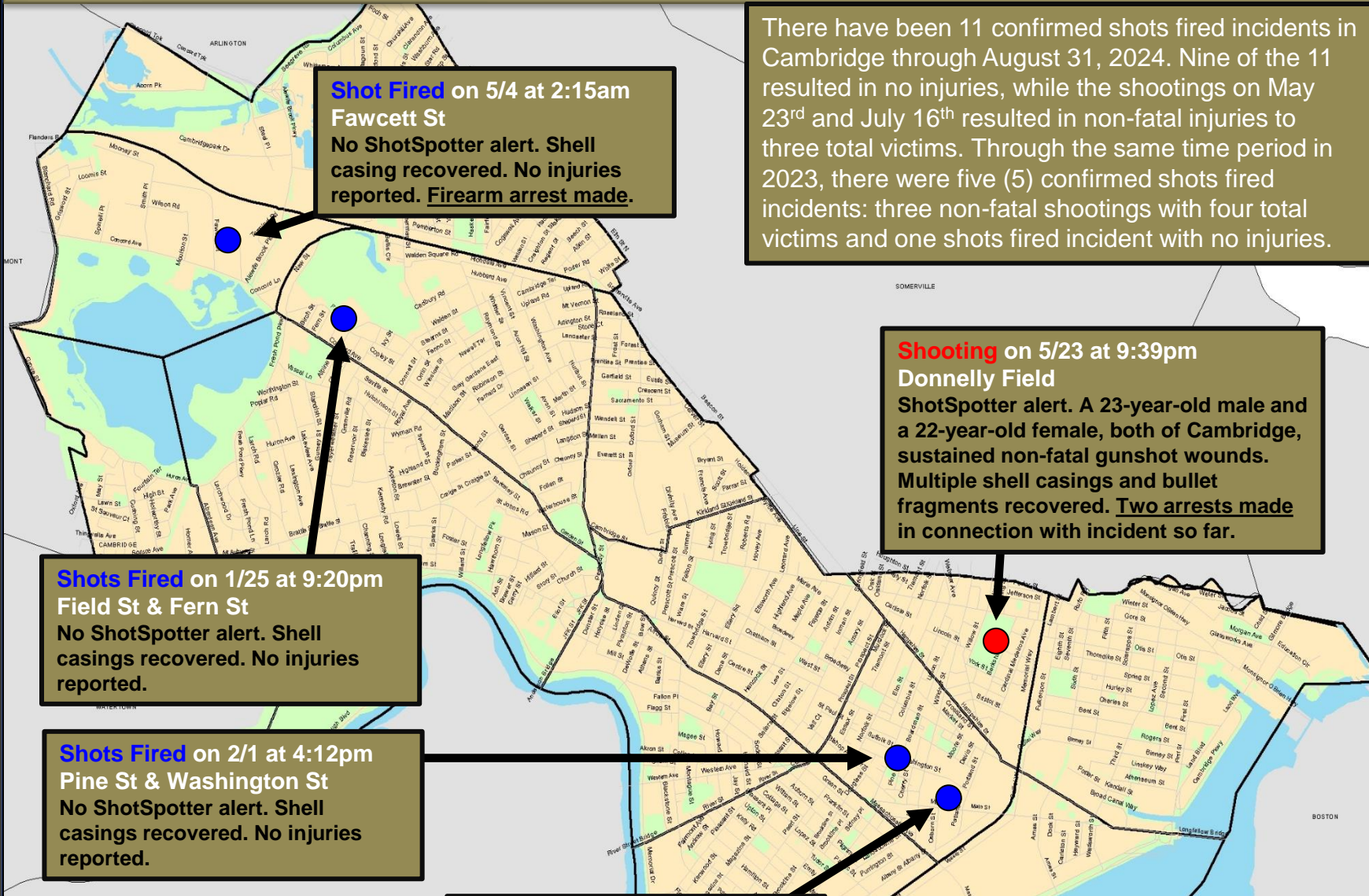
Through September 2, 2024, aggravated assaults have been spread out across the city with hotspots emerging in some of the major squares and in the area of city parks. Central Square activity has increased with the warmer weather, with 35% of citywide aggravated assaults occurring in this business district.



Shootings & Shots Fired in Cambridge: 1.1.24 – 6.30.24 (First Half of 2024)

Cambridge Police BridgeStat

There have been 11 confirmed shots fired incidents in Cambridge through August 31, 2024. Nine of the 11 resulted in no injuries, while the shootings on May 23rd and July 16th resulted in non-fatal injuries to three total victims. Through the same time period in 2023, there were five (5) confirmed shots fired incidents: three non-fatal shootings with four total victims and one shots fired incident with no injuries.



Shot Fired on 5/4 at 2:15am
Fawcett St
No ShotSpotter alert. Shell casing recovered. No injuries reported. Firearm arrest made.

Shooting on 5/23 at 9:39pm
Donnelly Field
ShotSpotter alert. A 23-year-old male and a 22-year-old female, both of Cambridge, sustained non-fatal gunshot wounds. Multiple shell casings and bullet fragments recovered. Two arrests made in connection with incident so far.

Shots Fired on 1/25 at 9:20pm
Field St & Fern St
No ShotSpotter alert. Shell casings recovered. No injuries reported.

Shots Fired on 2/1 at 4:12pm
Pine St & Washington St
No ShotSpotter alert. Shell casings recovered. No injuries reported.

Shots Fired on 6/26 at 10:37pm
Newtowne Court
No ShotSpotter alert. Shell casings and bullet fragment recovered. No injuries reported.

Shooting Type

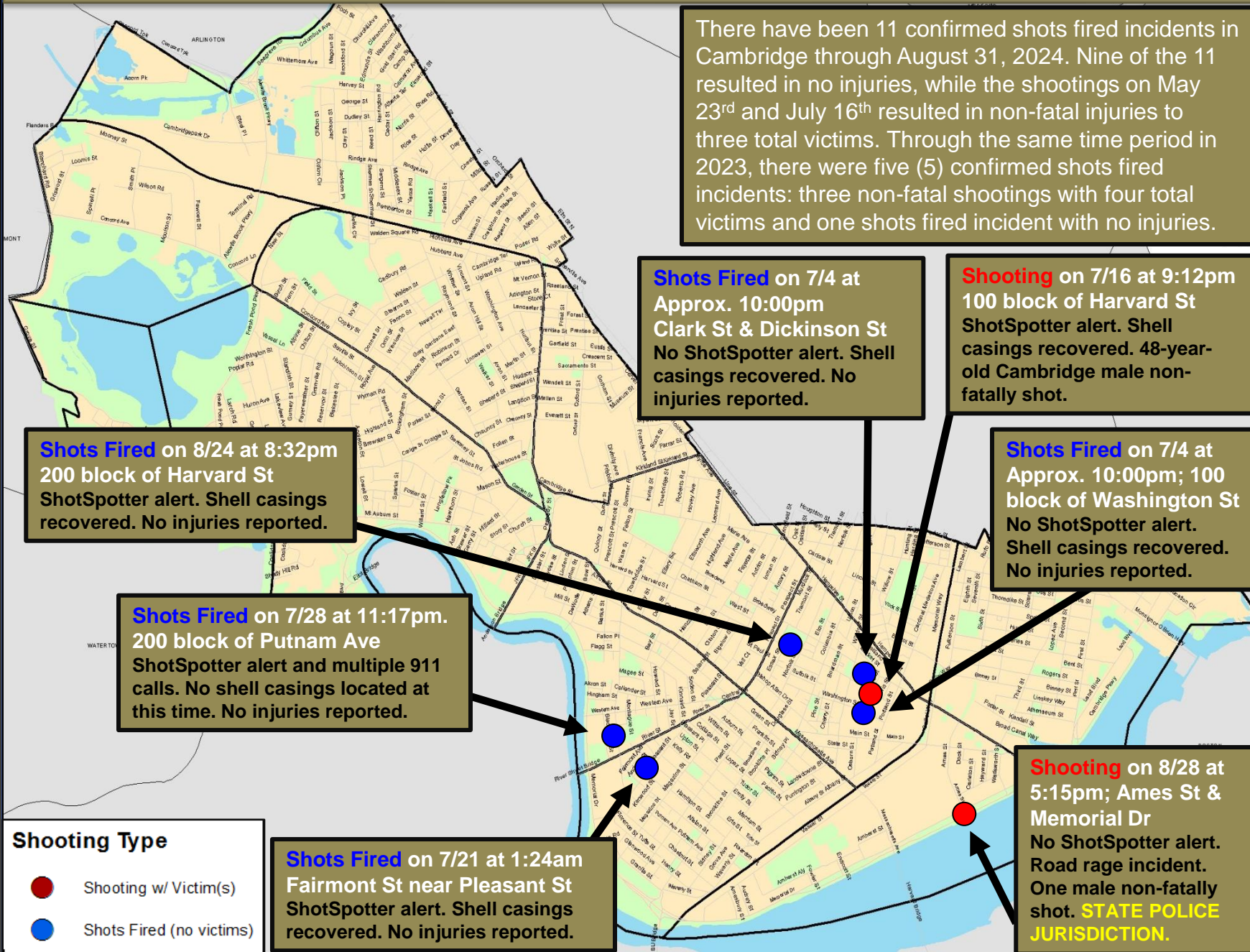
- Shooting w/ Victim(s)
- Shots Fired (no victims)



Shootings & Shots Fired in Cambridge: 7.1.24 – 9.2.24 (Second Half of 2024)

Cambridge Police BridgeStat

There have been 11 confirmed shots fired incidents in Cambridge through August 31, 2024. Nine of the 11 resulted in no injuries, while the shootings on May 23rd and July 16th resulted in non-fatal injuries to three total victims. Through the same time period in 2023, there were five (5) confirmed shots fired incidents: three non-fatal shootings with four total victims and one shots fired incident with no injuries.



Shots Fired on 7/4 at Approx. 10:00pm
Clark St & Dickinson St
No ShotSpotter alert. Shell casings recovered. No injuries reported.

Shooting on 7/16 at 9:12pm
100 block of Harvard St
ShotSpotter alert. Shell casings recovered. 48-year-old Cambridge male non-fatally shot.

Shots Fired on 8/24 at 8:32pm
200 block of Harvard St
ShotSpotter alert. Shell casings recovered. No injuries reported.

Shots Fired on 7/4 at Approx. 10:00pm;
100 block of Washington St
No ShotSpotter alert. Shell casings recovered. No injuries reported.

Shots Fired on 7/28 at 11:17pm.
200 block of Putnam Ave
ShotSpotter alert and multiple 911 calls. No shell casings located at this time. No injuries reported.

Shooting on 8/28 at 5:15pm;
Ames St & Memorial Dr
No ShotSpotter alert. Road rage incident. One male non-fatally shot. **STATE POLICE JURISDICTION.**

Shots Fired on 7/21 at 1:24am
Fairmont St near Pleasant St
ShotSpotter alert. Shell casings recovered. No injuries reported.

Shooting Type

- Shooting w/ Victim(s)
- Shots Fired (no victims)



Robbery

No Patterns

- The five-year average for overall robbery in Cambridge for the first eight months of the year is 71 incidents. Through 9/2 of 2024, 66 robberies were recorded, which translates to a 7% drop below the projected total and a 37% decline below the 104 robberies counted for the first eight months of 2023.
- There have been 13 commercial robberies reported year-to-date in 2024. This total is down 14 incidents (-52%) from the 27 robberies reported through Sept 2 in 2023 and is down three incidents (-19%) from the five-year average of 16. All 13 robberies reported year-to-date have been unrelated, but ten of the 13 did involve shoplifting incidents across the city that escalated into robberies.
- Street robberies year-to-date in 2024 are down 24 incidents (-31%) from the 77 reported through this time in 2023 and are down two incidents (-4%) below the five-year average of 55. Eight incidents citywide so far in 2024 have resulted in an arrest, and suspects have been identified in at least 15 others.
- There have been no active street robbery patterns reported in Cambridge thus far in 2024, but multiple incidents in the Central Square area have involved unhoused individuals as victims and/or suspects. There have also been a few reports of robberies involving juvenile suspects in recent months, but it is unknown if any are related at this time.
- After seeing a relatively quiet start to the year in Central Square, robbery activity began to pick up in this area in March. Eighteen of the 34 street robberies reported since May 1 have taken place in Central Square, bringing the total reported in and around the Square this year to 27, which is 51% of the 53 street robberies reported citywide. This is similar to a trend seen in this area that began in 2021 and continued throughout all of 2022 and much of 2023. However, it's important to note that only one of the five robberies reported in the past month took place in Central Square. It is unknown if this is just a temporary decline or a downward trend.

Percent Change

Last 4 Weeks

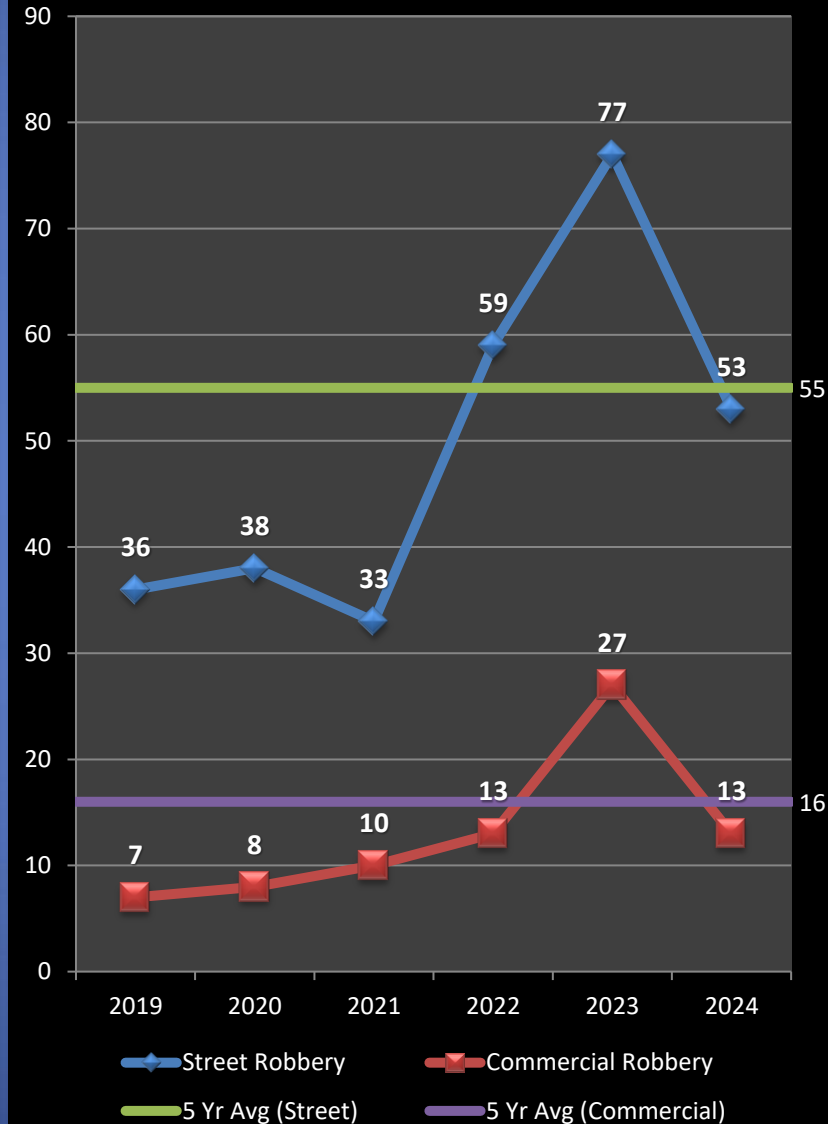
0%

Previous Year

-37%

5-Year Average

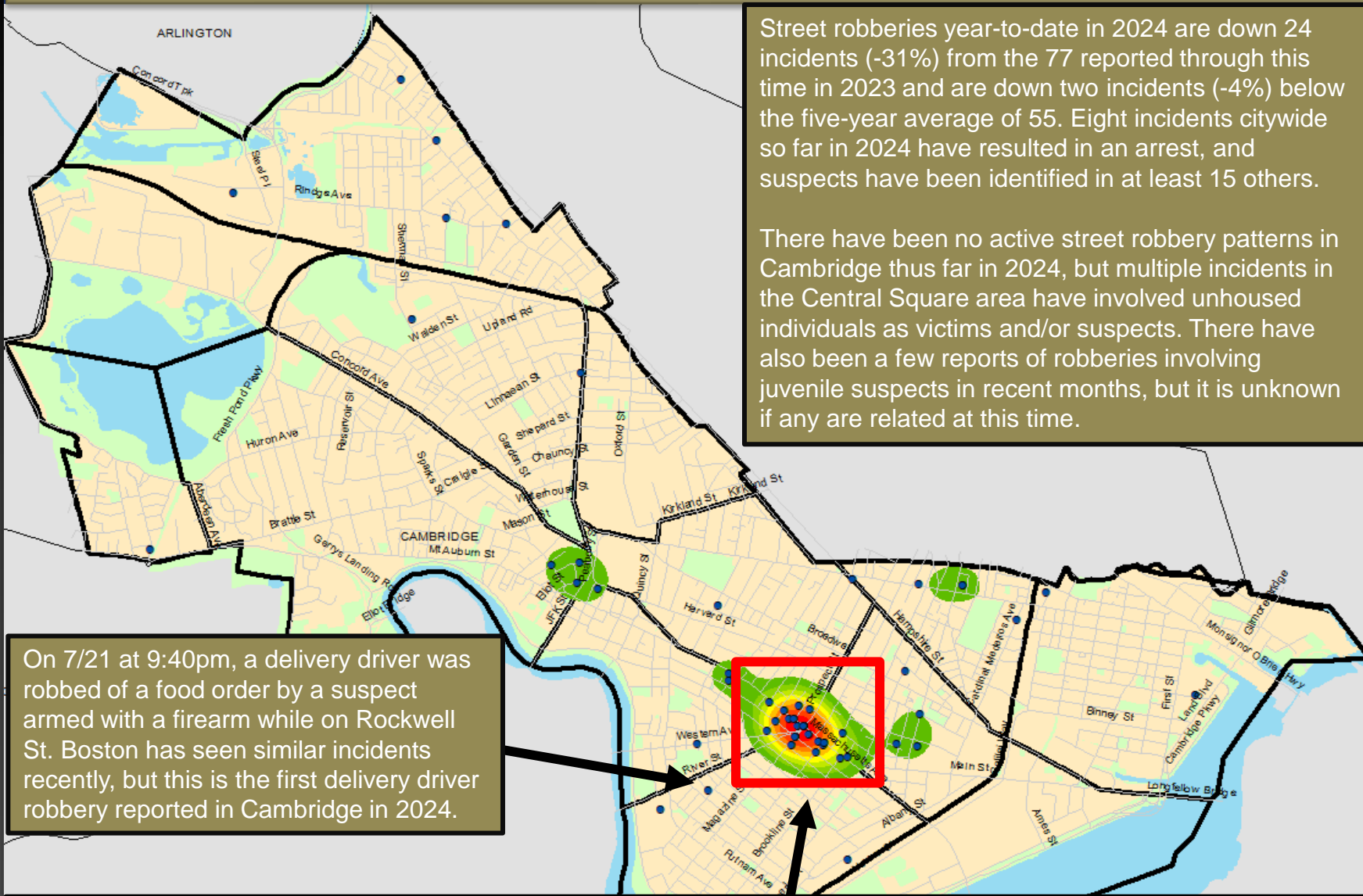
-7%





Geographic Breakdown of Street Robberies: 1.1.24 – 9.2.24

Cambridge Police BridgeStat



Street robberies year-to-date in 2024 are down 24 incidents (-31%) from the 77 reported through this time in 2023 and are down two incidents (-4%) below the five-year average of 55. Eight incidents citywide so far in 2024 have resulted in an arrest, and suspects have been identified in at least 15 others.

There have been no active street robbery patterns in Cambridge thus far in 2024, but multiple incidents in the Central Square area have involved unhoused individuals as victims and/or suspects. There have also been a few reports of robberies involving juvenile suspects in recent months, but it is unknown if any are related at this time.

On 7/21 at 9:40pm, a delivery driver was robbed of a food order by a suspect armed with a firearm while on Rockwell St. Boston has seen similar incidents recently, but this is the first delivery driver robbery reported in Cambridge in 2024.

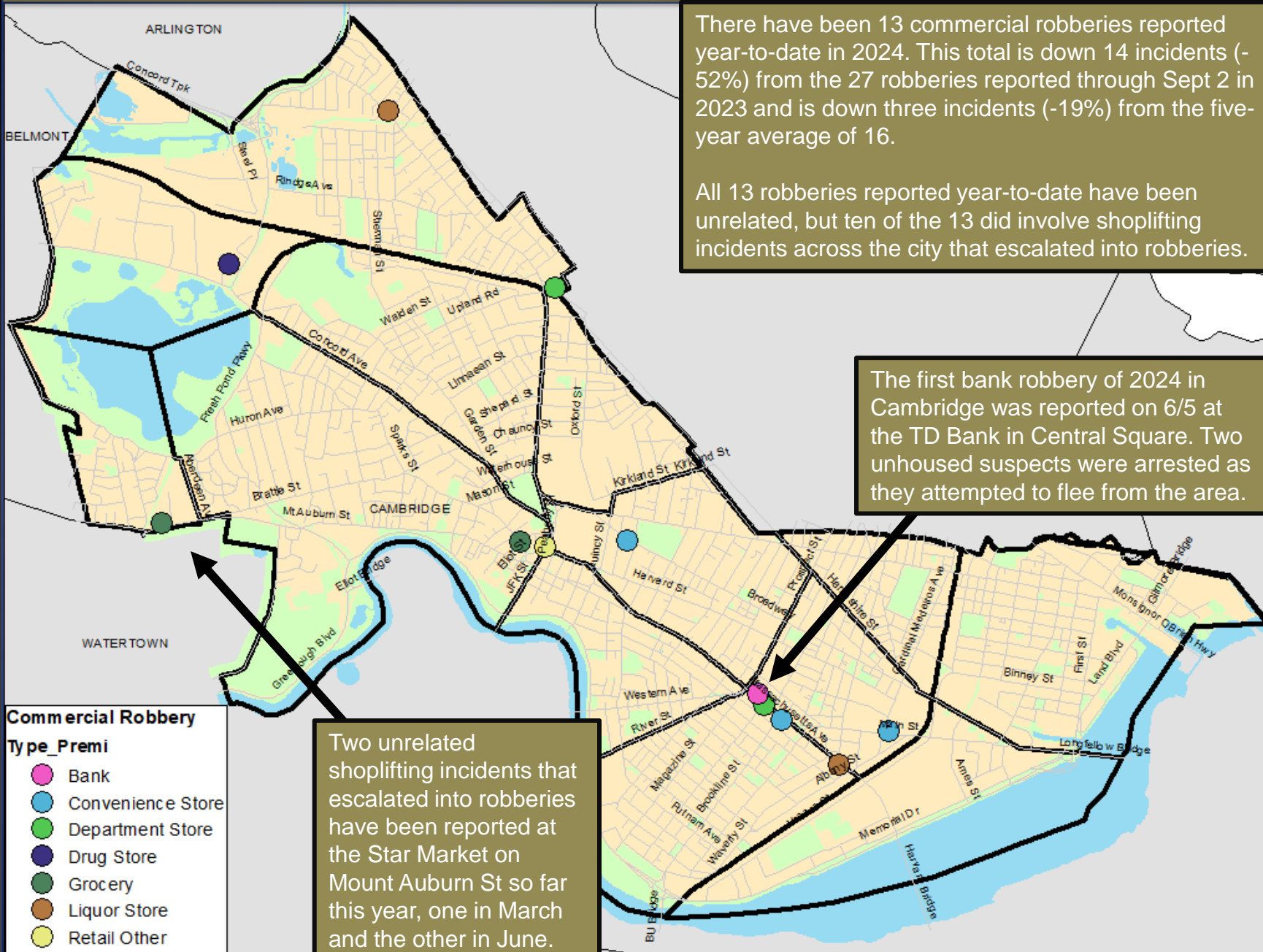
After seeing a relatively quiet start to the year in Central Square, robbery activity began to pick up in this area in March. Eighteen of the 34 street robberies reported since May 1 have taken place in Central Square, bringing the total reported in and around the Square this year to 27, which is 51% of the 53 street robberies reported citywide. This is similar to a trend seen in this area that began in 2021 and continued throughout all of 2022 and much of 2023.



Geographic Breakdown of Commercial Robberies: 1.1.24 – 9.2.24

Cambridge Police BridgeStat

August 2024





Burglary

No Pattern

Percent Change

Last 4 Weeks

-14%

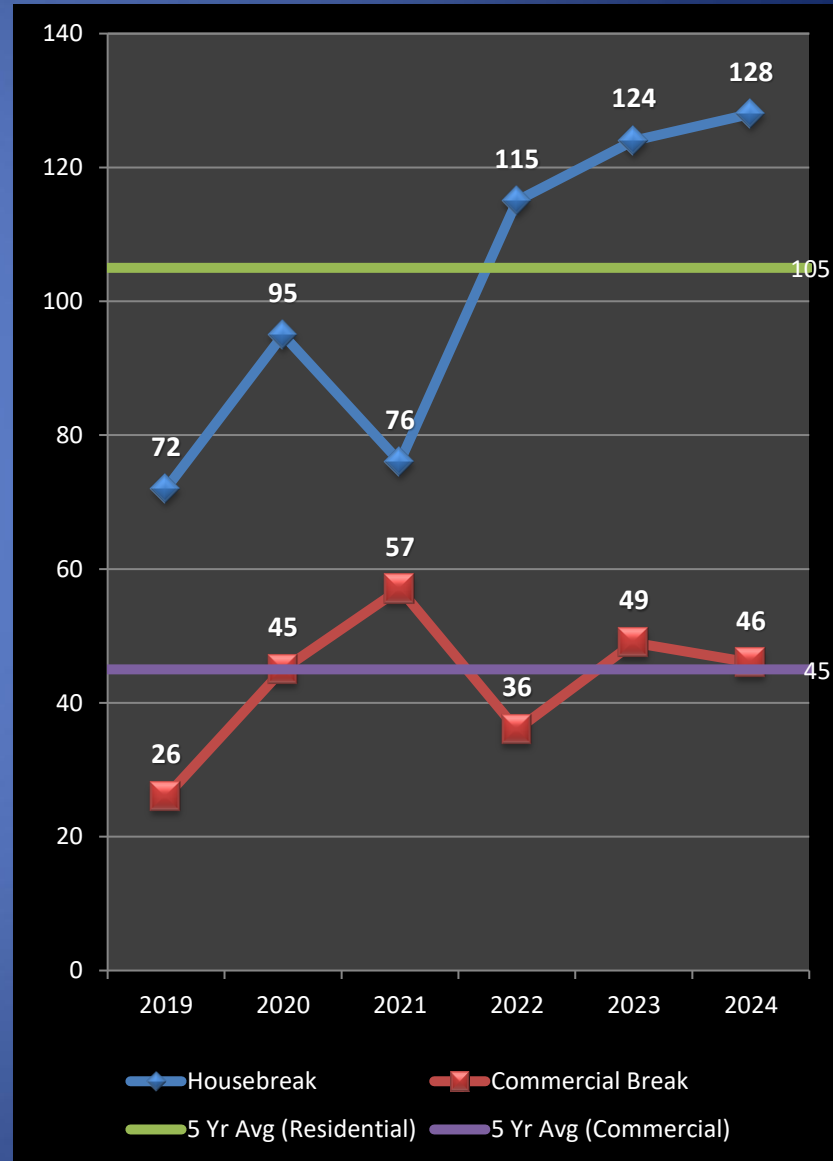
Previous Year

+1%

5-Year Average

+16%

- The property index crime of burglary, the combination of residential and commercial breaks, has recorded an increase of 1% through September 2nd of 2024 when compared to the 173 reported through the same time in 2023. The total of 174 incidents reported year-to-date is also up 16% when compared with the five-year average of 150.
- Housebreaks, while up 3% in 2024, have only risen by four incidents from 124 breaks during the first eight months of 2023 to 128 this year. Activity, which spiked in January with 27, dropped off the next four months, spiked again in June with 23 incidents and saw a decrease in July and August with 14 and 16, respectively.
- Of the 16 incidents that occurred in August, nine occurred in the upper half of the city with West Cambridge reporting three incidents.
- Conversely, commercial breaks are down by three incidents (-6%) this year, dropping from 49 incidents through the first eight months of 2023 to 46 year-to-date in 2024. There were two related commercial breaks overnight from 1/24-1/25 in North Cambridge, where two females broke into a Dunkin Donuts and an office. One of the parties was arrested in Boston and has been connected to other regional breaks. There were also two related commercial breaks that occurred overnight from 4/11-4/12 in two neighboring businesses in East Cambridge.
- There was a sporadic series of commercial breaks targeting copper at construction sites in North Cambridge earlier this year. One street in this neighborhood experienced four breaks between January and May, with the most recent two occurring at the end of May. Two parties have possibly been identified in connection with the two May breaks. It is unknown if the previous incidents are related.





Geographic Breakdown of Housebreaks: 1.1.24 – 9.2.24

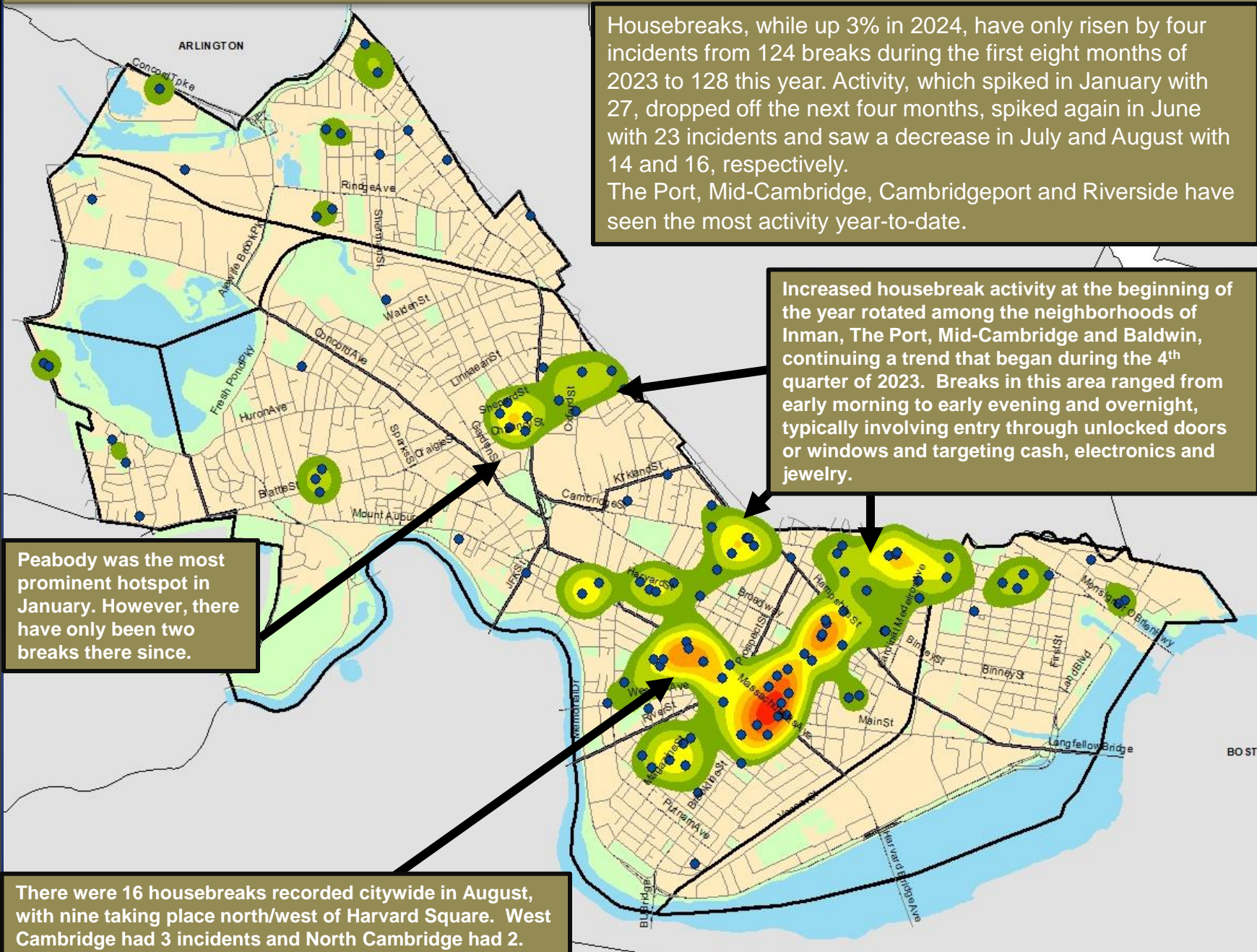
Cambridge Police BridgeStat

Housebreaks, while up 3% in 2024, have only risen by four incidents from 124 breaks during the first eight months of 2023 to 128 this year. Activity, which spiked in January with 27, dropped off the next four months, spiked again in June with 23 incidents and saw a decrease in July and August with 14 and 16, respectively. The Port, Mid-Cambridge, Cambridgeport and Riverside have seen the most activity year-to-date.

Increased housebreak activity at the beginning of the year rotated among the neighborhoods of Inman, The Port, Mid-Cambridge and Baldwin, continuing a trend that began during the 4th quarter of 2023. Breaks in this area ranged from early morning to early evening and overnight, typically involving entry through unlocked doors or windows and targeting cash, electronics and jewelry.

Peabody was the most prominent hotspot in January. However, there have only been two breaks there since.

There were 16 housebreaks recorded citywide in August, with nine taking place north/west of Harvard Square. West Cambridge had 3 incidents and North Cambridge had 2.





Geographic Breakdown of Commercial Breaks: 1.1.24 – 9.2.24

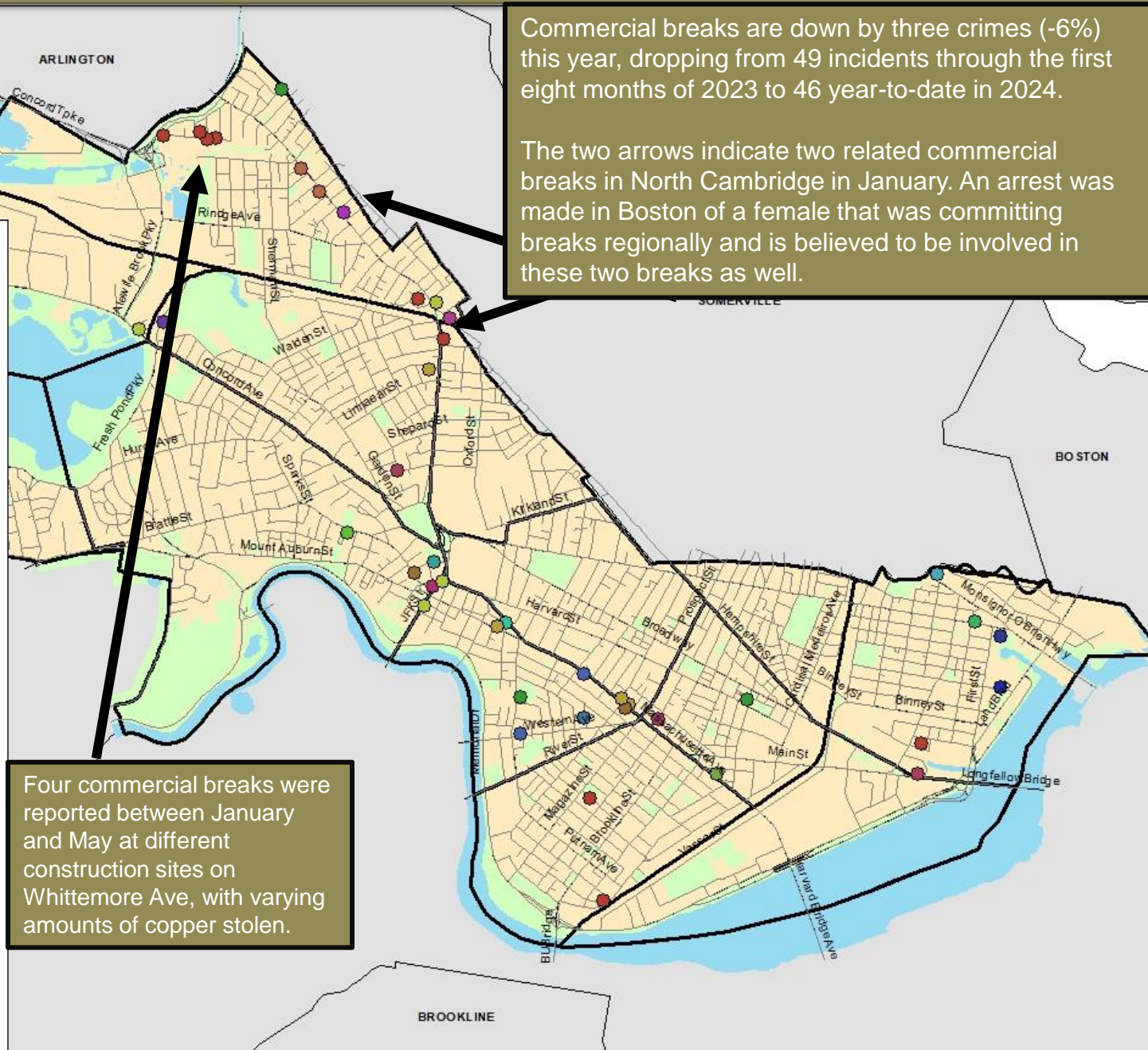
Commercial Break Premise Types

- ATM
- Apartment
- Apartment Hallway
- Art/Photography Gallery
- Auto Service
- Cafe
- Church
- Commercial Unknown
- Construction Site
- Convenience Store
- Fast Food
- Food Court
- Gasoline Station
- Health Club
- Law Office
- Office Supplies
- Restaurant/Bar
- Retail Other
- School
- Social Services
- Storage

Four commercial breaks were reported between January and May at different construction sites on Whittemore Ave, with varying amounts of copper stolen.

Commercial breaks are down by three crimes (-6%) this year, dropping from 49 incidents through the first eight months of 2023 to 46 year-to-date in 2024.

The two arrows indicate two related commercial breaks in North Cambridge in January. An arrest was made in Boston of a female that was committing breaks regionally and is believed to be involved in these two breaks as well.





LARCENY

No Patterns

- Preliminary stats indicate that overall larceny year-to-date in 2024 is registering at 1,688 incidents, 9% above this time in 2023. The total of 1,688 larcenies reported in 2024 is also 25% above the 5-year average of 1,351 incidents.
- The larceny from motor vehicle total through September 2nd in 2024 is 180 incidents, 27% below the same time frame in 2023. The decrease in 2024 compared to last year can be partly attributed to a drop in catalytic converter thefts. Through September in 2023, there had been 21 catalytic converter thefts reported, while so far in 2024, there have been none.
- Through September 2nd, 2024, there were 59 larcenies from the person reported in Cambridge, down 14% (10 incidents) when compared to the same time period in 2023. Central Square has had the largest number of thefts with 26 incidents so far this year.
- There have been 141 larcenies from buildings reported through September 2nd, 2024. This total is four incidents (3%) less than the same time period last year and 13 incidents (10%) more than the five-year average. There are no defined patterns of this crime type in the city at this time.
- Larcenies from residences are up two incidents (1%) in 2024 when compared with 2023. Package thefts have made up the majority of this crime type in recent years and registered even higher than average in 2020-2022 due to the increased volume of deliveries during the pandemic. Package thefts have accounted for 176 (or 66%) of the 267 larcenies from residences thus far in 2024.
- There have been 314 larcenies of bicycles reported through September 2nd in 2024. This total is 58 incidents (16%) below the total through the same time period in 2023 and 29 incidents (8%) below the five-year average of 343. The top neighborhoods for bike thefts so far this year have been The Port with 53 followed by North Cambridge with 39.

Percent Change

Last 4 Weeks

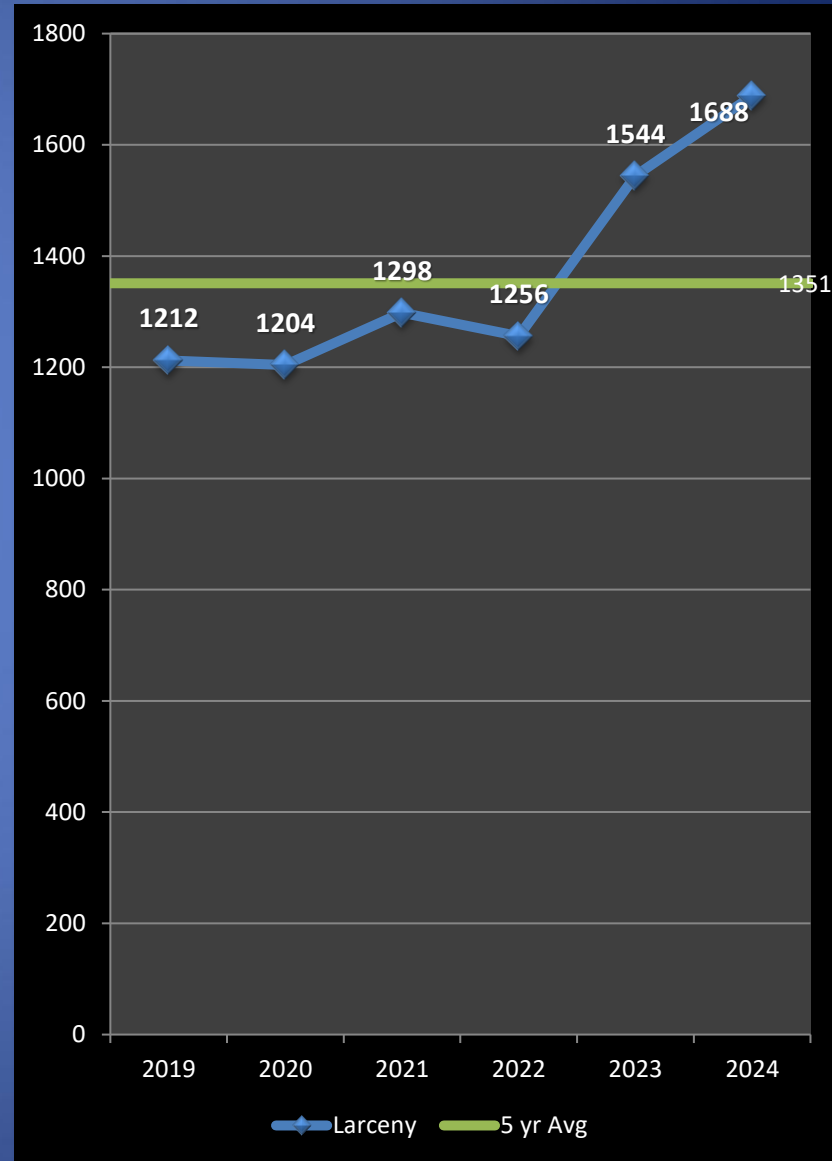
+10%

Previous Year

+9%

5-Year Average

+25%





LARCENY From MV

No Patterns

- The larceny from motor vehicle total for the first eight months of 2024 is 180 incidents, which is 27% (66 incidents) below the total for the same time period in 2023. The 180 thefts from cars reported through September 2nd also indicates a decrease of 82 incidents (-31%) below the 262 car breaks forecasted for the first eight months of the year.
- The neighborhoods with the highest larceny from motor vehicle totals through August of 2024 are: Inman/Harrington (30), Cambridgeport (27), and The Port (24).
- Comparing the last four weeks (August) to the previous four (July), there was a 39% decrease in larcenies from motor vehicles, with twelve fewer incidents reported.
- Of the 180 incidents reported thus far in 2024, 84 vehicles (47%) were entered via unknown means and 73 vehicles (41%) were left unlocked at the time of the theft.
- A Somerville man was arrested on 4/8 and is believed to be responsible for numerous larcenies from motor vehicles in the Mid-Cambridge area. The same Somerville man was arrested on 5/30 in Somerville and once again is believed to be responsible for a number of car breaks in the Cambridgeport area around the time of his arrest.

Percent Change

Last 4 Weeks

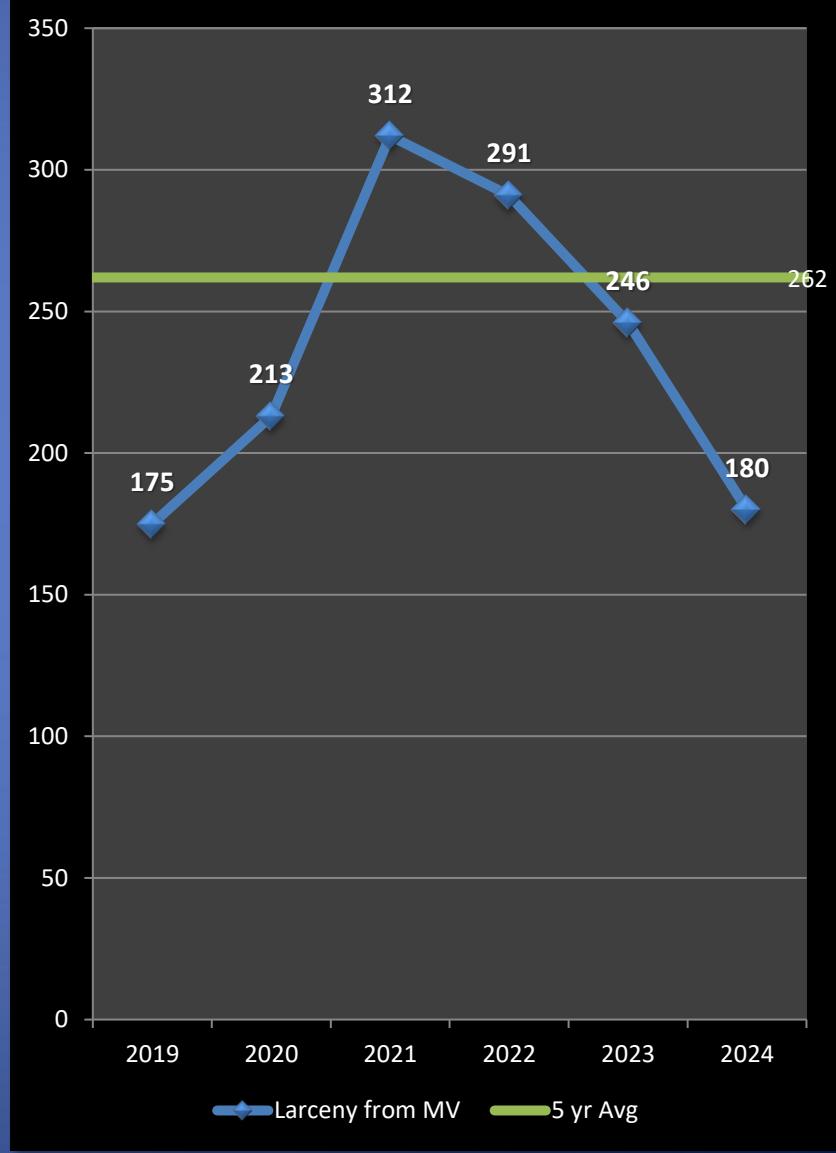
-39%

Previous Year

-27%

5-Year Average

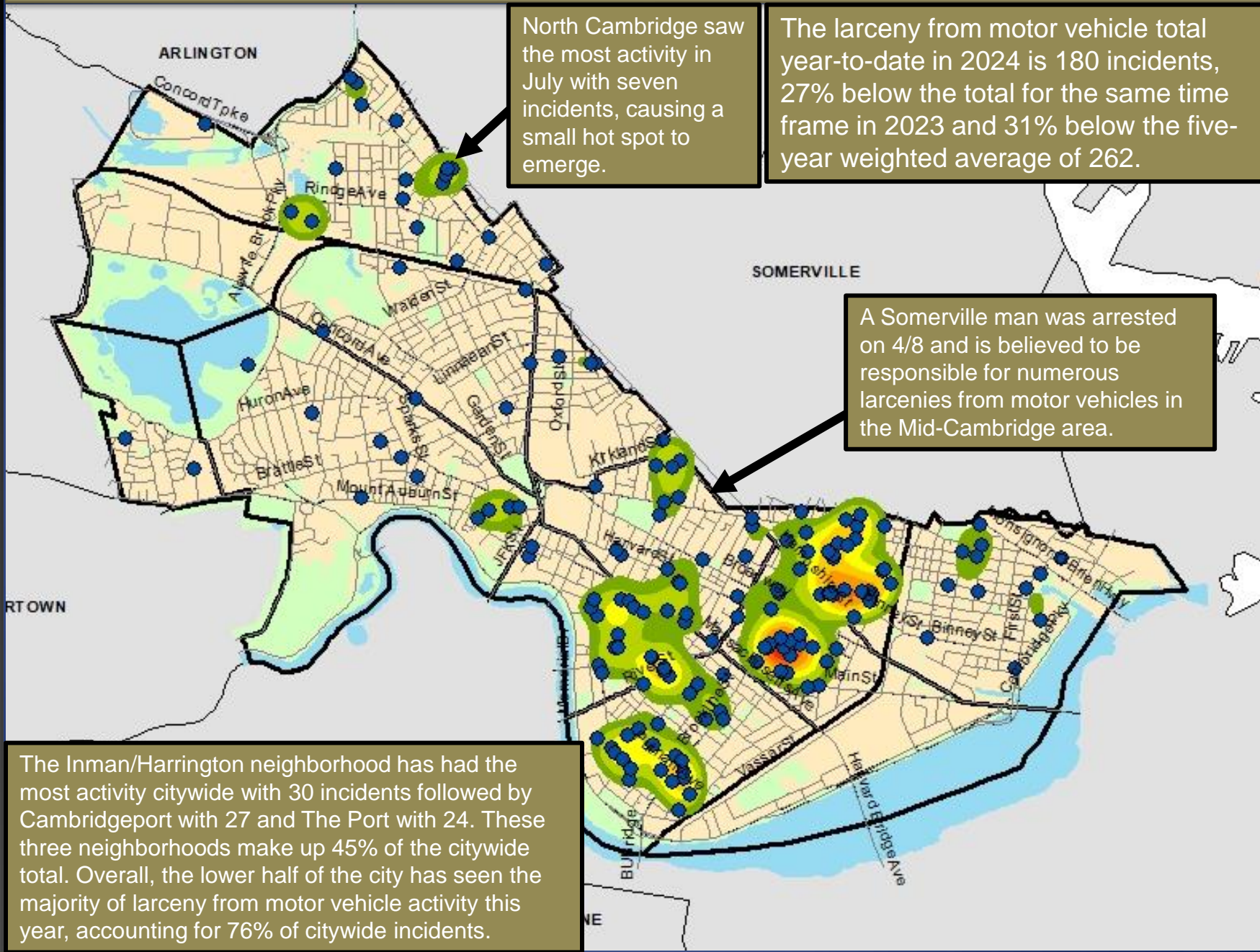
-31%





Geographic Breakdown of Larceny from Motor Vehicles: 1.1.24 – 9.2.24

Cambridge Police BridgeStat



North Cambridge saw the most activity in July with seven incidents, causing a small hot spot to emerge.

The larceny from motor vehicle total year-to-date in 2024 is 180 incidents, 27% below the total for the same time frame in 2023 and 31% below the five-year weighted average of 262.

A Somerville man was arrested on 4/8 and is believed to be responsible for numerous larcenies from motor vehicles in the Mid-Cambridge area.

The Inman/Harrington neighborhood has had the most activity citywide with 30 incidents followed by Cambridgeport with 27 and The Port with 24. These three neighborhoods make up 45% of the citywide total. Overall, the lower half of the city has seen the majority of larceny from motor vehicle activity this year, accounting for 76% of citywide incidents.



LARCENY from Person

No Patterns

Percent Change

Last 4 Weeks

+43%

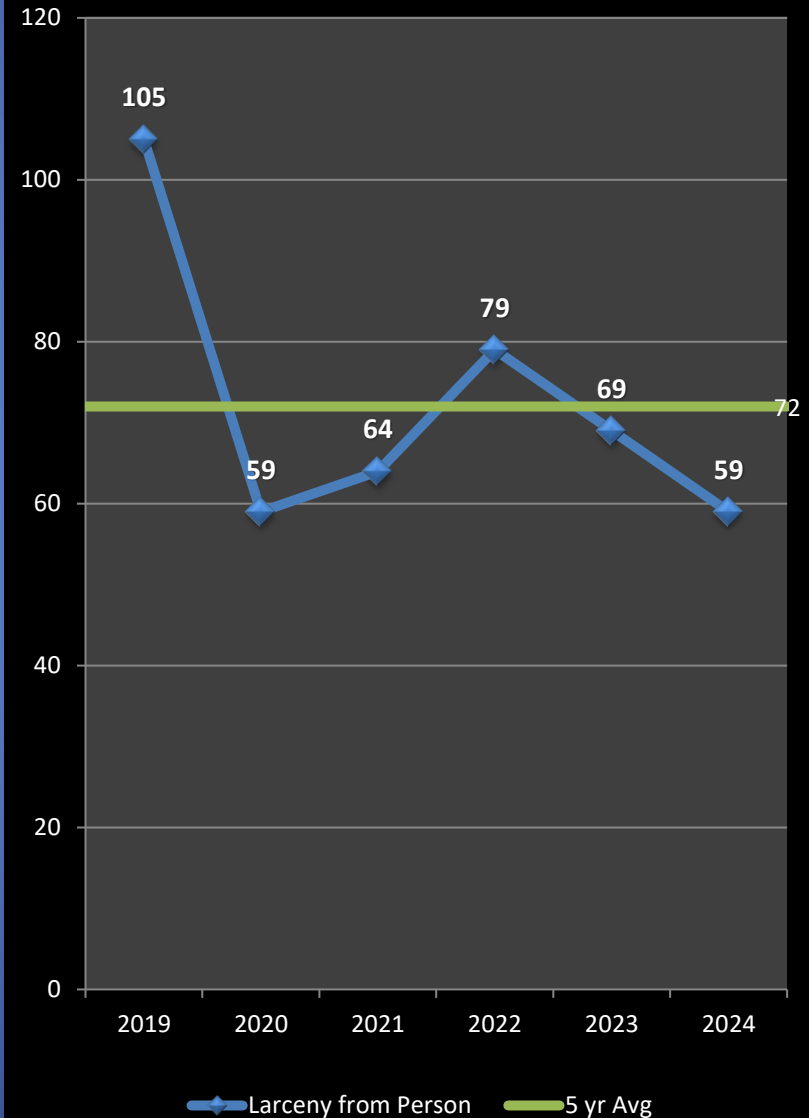
Previous Year

-14%

5-Year Average

-18%

- Larcenies from the person through September 2nd, 2024, declined by 10 incidents (14%) compared to the same time period in 2023 and was 13 incidents (18%) below the five-year average of 72 incidents. Ten thefts were reported in the past four weeks (August), which was three more than the previous four weeks (July).
- Twenty-six of the 59 incidents year-to-date in 2024 took place in Central Square. The other incidents took place throughout the city, with Harvard Square registering 12 incidents, followed by Porter Square with five, East Cambridge, Inman Square, 1500-1900 Mass Ave, and Bay Square with three each, two for Kendall/MIT, and one each for Cambridgeport/Riverside and Alewife/ West Cambridge.
- In recent years, higher numbers in Central Square have mainly been due to grab-and-run situations. However, only seven incidents of this nature have taken place in Central Square year-to-date. Another common situation involves individuals who are unhoused whose property may have been stolen while they were asleep or otherwise distracted; this has accounted for nine incidents in this area so far this year. Pocket-picking thefts have also accounted for five incidents in Central Square this year.





LARCENY of Bicycle

No Patterns

- There have been 314 bicycle thefts reported citywide in the first eight months of 2024, down 16% from the 372 reported during the same time period in 2023. Additionally, the 2024 total year-to-date is registering at 8% below the five-year average of 343.
- The most recent four weeks (August) saw a 4% increase in bike thefts when compared with the previous four weeks (July), with two more thefts reported. This is an expected trend as warmer weather typically leads to increased ridership and more opportunities for theft. However, bike theft numbers are still registering lower than expected for the summer months this year.
- Of the 314 bike thefts reported in 2024, 241 (77%) were reportedly locked at the time of the theft.

Top Neighborhoods for Bike Theft in 2024:

Neighborhood	YTD Total	% Citywide
The Port	53	17%
North Cambridge	39	12%
Cambridgeport	36	11%
Riverside	36	11%

Percent Change

Last 4 Weeks

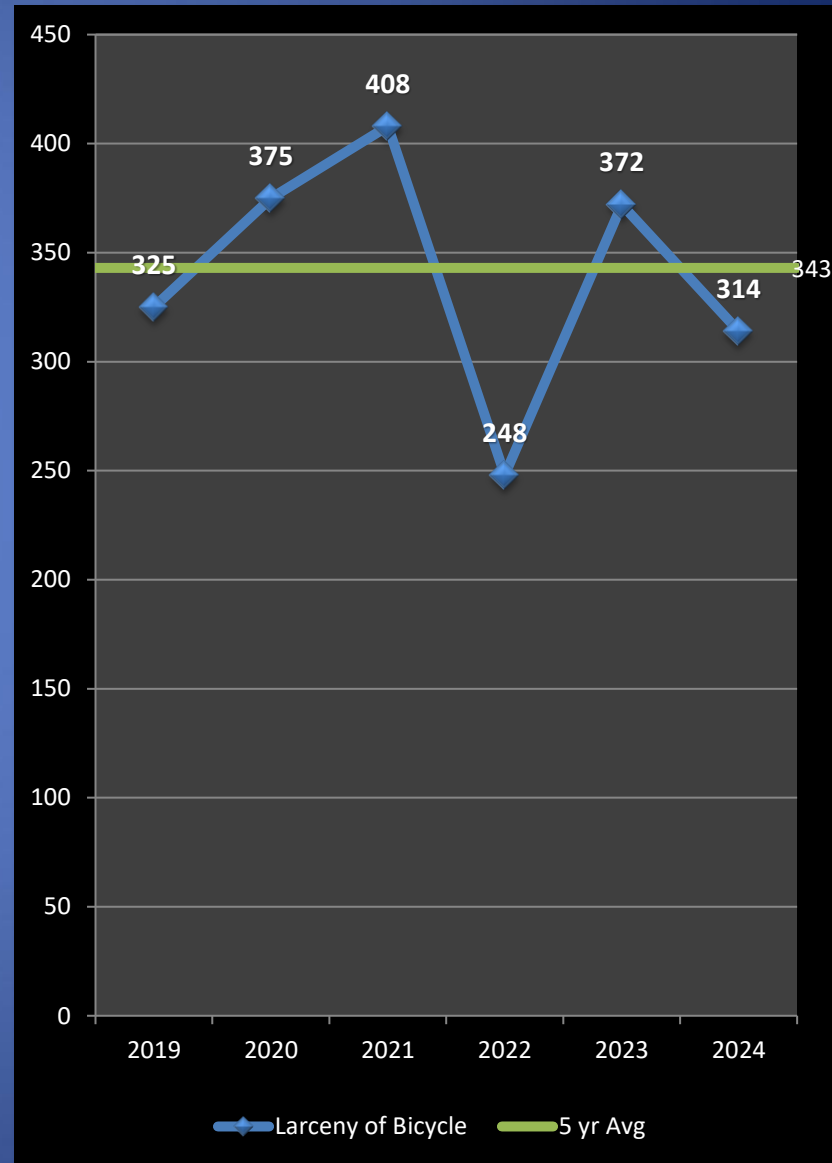
+4%

Previous Year

-16%

5-Year Average

-8%

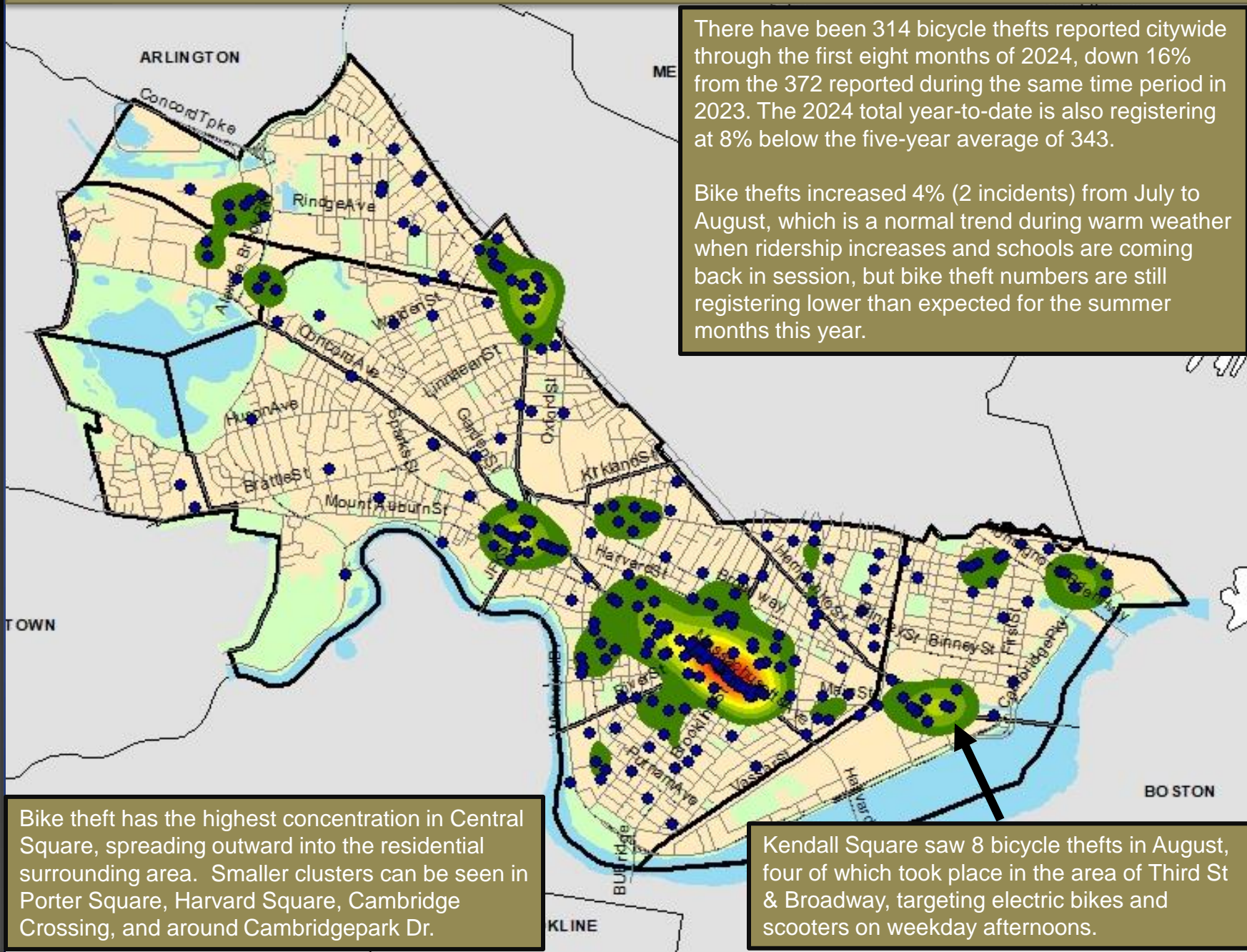




Geographic Breakdown of Bicycle Thefts: 1.1.24 – 9.2.24

Cambridge Police BridgeStat

August 2024



There have been 314 bicycle thefts reported citywide through the first eight months of 2024, down 16% from the 372 reported during the same time period in 2023. The 2024 total year-to-date is also registering at 8% below the five-year average of 343.

Bike thefts increased 4% (2 incidents) from July to August, which is a normal trend during warm weather when ridership increases and schools are coming back in session, but bike theft numbers are still registering lower than expected for the summer months this year.

Bike theft has the highest concentration in Central Square, spreading outward into the residential surrounding area. Smaller clusters can be seen in Porter Square, Harvard Square, Cambridge Crossing, and around Cambridgepark Dr.

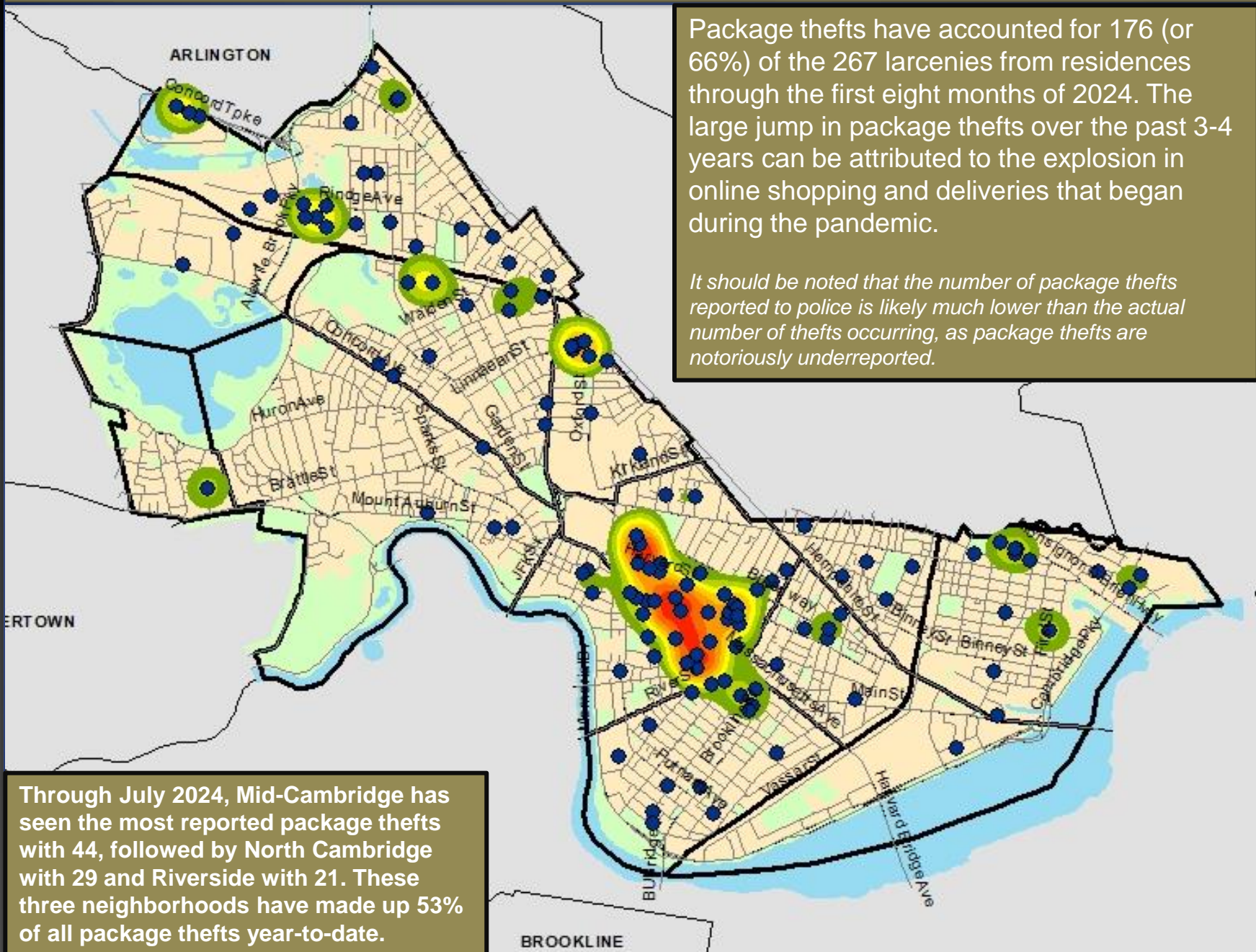
Kendall Square saw 8 bicycle thefts in August, four of which took place in the area of Third St & Broadway, targeting electric bikes and scooters on weekday afternoons.



Geographic Breakdown of Package Thefts: 1.1.24 – 9.2.24

Cambridge Police BridgeStat

August 2024



Package thefts have accounted for 176 (or 66%) of the 267 larcenies from residences through the first eight months of 2024. The large jump in package thefts over the past 3-4 years can be attributed to the explosion in online shopping and deliveries that began during the pandemic.

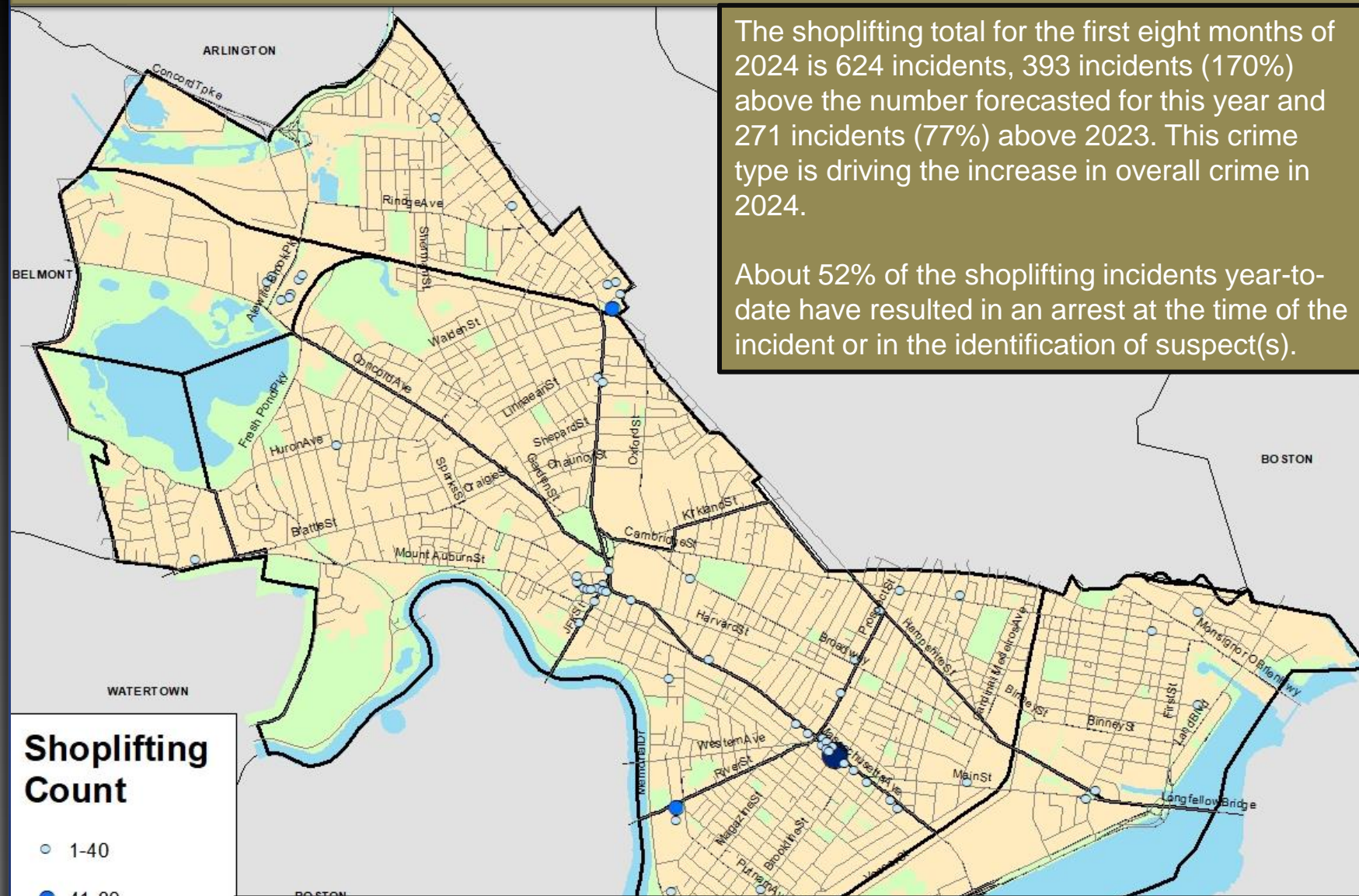
It should be noted that the number of package thefts reported to police is likely much lower than the actual number of thefts occurring, as package thefts are notoriously underreported.

Through July 2024, Mid-Cambridge has seen the most reported package thefts with 44, followed by North Cambridge with 29 and Riverside with 21. These three neighborhoods have made up 53% of all package thefts year-to-date.



Geographic Breakdown of Shoplifting: 1.1.24 – 9.2.24

Cambridge Police BridgeStat



Shoplifting Count

- 1-40
- 41-80
- 81-120
- 121-218

The shoplifting total for the first eight months of 2024 is 624 incidents, 393 incidents (170%) above the number forecasted for this year and 271 incidents (77%) above 2023. This crime type is driving the increase in overall crime in 2024.

About 52% of the shoplifting incidents year-to-date have resulted in an arrest at the time of the incident or in the identification of suspect(s).

Target in Central Sq has reported the most shoplifting incidents so far in 2024 with 218 thefts, followed by the Walgreens on River St with 56, the Target in Porter Square with 45, and the Walgreens in Central Square with 36. Overall, 10 different locations throughout the city have reported more than 10 instances of shoplifting in 2024.



AUTO THEFT

No Patterns

- The five-year weighted average for auto thefts through the first eight months of the year is 92, and with 71 reported so far in 2024, Cambridge has experienced a decrease of 23% below the expected total. Auto thefts are also down 28% (28 incidents) when compared to the first eight months of 2023.
- When comparing the most recent four weeks (August) to the previous four weeks (July), auto thefts have decreased by two incidents (33%).
- The neighborhood breakdown for auto theft totals so far in 2024 is as follows: The Port – 13; Cambridgeport – 12; Peabody – 9; North Cambridge – 9; East Cambridge – 8; Mid-Cambridge – 6; Riverside – 5; West Cambridge – 4; Strawberry Hill – 2; Inman/Harrington – 2; Agassiz – 1.
- As to be expected during the warmer weather, there has been an increase in the thefts of two-wheeled vehicles over the past few of months.
- There have been a few thefts reported so far in 2024 where the operator left the vehicle unlocked and often running in order to deliver a package or grab food. When the victim returned, the vehicle was gone.
- Twenty-five of the 71 motor vehicles stolen in 2024 have been recovered to date.

Percent Change

Last 4 Weeks

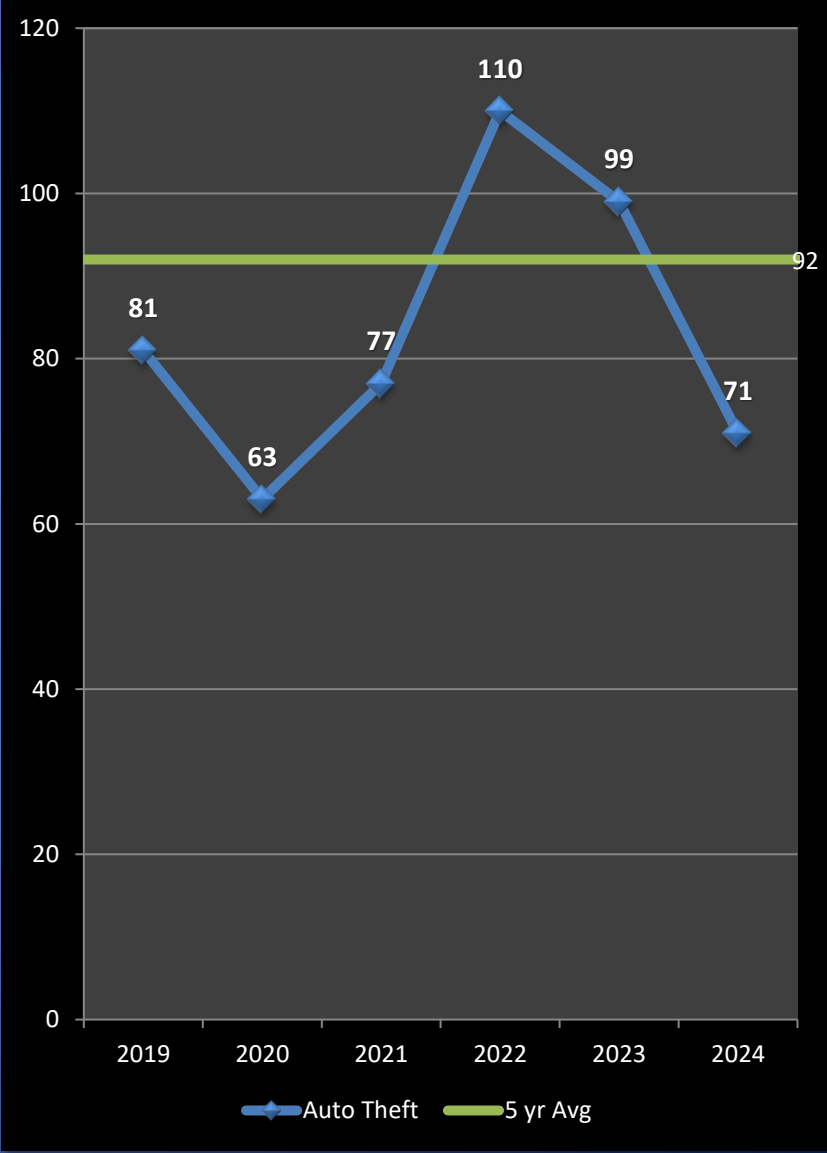
-33%

Previous Year

-28%

5-Year Average

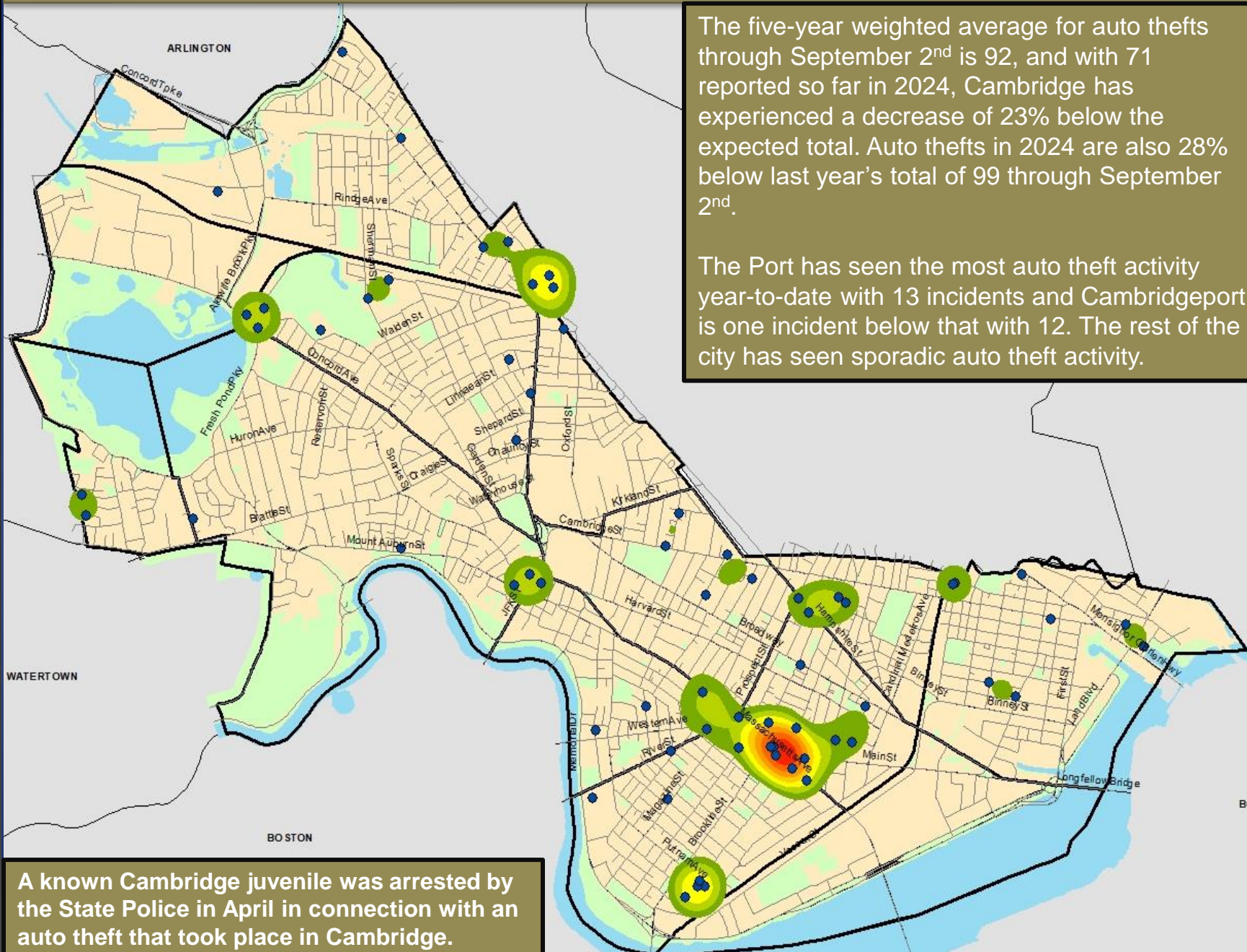
-23%





Geographic Breakdown of Auto Thefts: 1.1.24 – 9.2.24

Cambridge Police BridgeStat



The five-year weighted average for auto thefts through September 2nd is 92, and with 71 reported so far in 2024, Cambridge has experienced a decrease of 23% below the expected total. Auto thefts in 2024 are also 28% below last year's total of 99 through September 2nd.

The Port has seen the most auto theft activity year-to-date with 13 incidents and Cambridgeport is one incident below that with 12. The rest of the city has seen sporadic auto theft activity.

A known Cambridge juvenile was arrested by the State Police in April in connection with an auto theft that took place in Cambridge.

August 2024



Help Prevent Crime

And keep yourself informed!

To receive information from the CPD:

- Sign up with for the **Cambridge Alert Network**, to receive alerts about emerging crime patterns, neighborhood meetings, and crime prevention tips, by visiting www.CambridgeMa.gov/AlertNetwork.
- “Like” the Cambridge Police Department on Facebook at www.facebook.com/CambridgePolice
- Follow [@CambridgePolice](https://twitter.com/CambridgePolice) on Twitter.
- Visit our website at www.CambridgePolice.org for valuable information and reports including the Daily Log and BridgeStat, which is published on the first Friday of every month.
- Download our “MyPD” smartphone app at www.CambridgePolice.org/MyPD.

To Share Information with the CPD:

- Call our Non-Emergency Telephone Number at **617-349-3300**.
 - Every call for service generates a police response, so help drive our resources by reporting things that seem suspicious or out of the ordinary.
- Send an Anonymous TEXT-A-TIP:
 - Send an ANONYMOUS text message to **Tip411 (847411)**. Begin your message with Tip650 and then type your message. You will receive a response from the Cambridge Police with the option to continue communicating. Please remember that this is not a replacement for 9-1-1. **If you witness an emergency situation, please call 9-1-1 immediately.**
- Send an Anonymous Crime Tip E-Mail at www.CambridgePolice.org/Tips