



Cambridge Police Department BridgeStat

January 2015

Produced by the Crime Analysis Unit



Part I Total Crime

A review of serious crime statistics for the first month of 2015 (through February 2nd) indicates that a 10% increase in the Part One index total has been recorded. During January of this year, there were 199 serious crimes reported in Cambridge. For the same time period in 2014, the combined total for Murder, Rape, Robbery, Aggravated Assault, Burglary, Larceny & Auto theft was 181 incidents, 18 fewer than this year.

Further analysis of the crime totals for the first month of 2015 reveals that while violent crimes registered a 35% decrease to start the year, property crimes rose 17% with 27 additional crimes reported when compared with January of 2014. The majority of this increase can be attributed to sporadic series of larcenies from motor vehicles. The rise in thefts from cars this year should be tempered by the fact that there were 15 days in January of 2014 where the temperature did not reach 32 degrees, which may have possibly fueled the substantial reduction in larceny from motor vehicles (-48%) when compared with 2013. The first 26 days of January of 2015 were free of snow with generally average to above-average temperatures. This all changed on 1/27/15 with the Blizzard of 2015. "January is here, with eyes that keenly glow, A frost-mailed warrior striding a shadowy steed of snow."– Edgar Fawcett.

	4 Week Snapshot			Year to Date			Five Year	
	12/9 - 1/5	1/6 - 2/2	Change	2014	2015	Change	Avg	Change
Total Violent Crime	23	15	-35%	26	17	-35%	27	-37%
Total Property Crime	216	147	-32%	155	182	17%	209	-13%
Total Part I Crime	239	162	-32%	181	199	10%	236	-16%



Part I Property Crime

Analysis of property crime totals for the first month of 2015 indicates a 17% increase when measured against the 2014 totals and a 13% decline below the five-year average. Half of the property crime categories have registered increases so far this year, including most notably a 20% increase in the overall larceny category. However, when comparing the last four weeks to the previous four weeks, all larceny categories and auto theft have seen declines, while only burglaries have risen.

	4 Week Snapshot			Year to Date			Five Year	
	12/9 - 1/5	1/6 - 2/2	Change	2014	2015	Change	Avg	Change
Burglary	18	21	17%	28	25	-11%	34	-26%
Commercial Break	2	3	50%	6	3	-50%	5	-40%
Housebreak	16	18	13%	22	22	0%	29	-24%
Larceny	185	120	-35%	124	149	20%	168	-11%
Larceny (Misc)	5	3	-40%	1	5	400%	2	150%
Larceny from Building	39	22	-44%	24	28	17%	37	-24%
Larceny from MV	59	33	-44%	33	45	36%	49	-8%
Larceny from Person	14	11	-21%	14	13	-7%	22	-41%
Larceny from Residence	23	22	-4%	16	24	50%	17	41%
Larceny of Bicycle	8	6	-25%	3	7	133%	8	-13%
Larceny of Plate	4	1	-75%	2	2	0%	2	0%
Larceny of Services	1	1	0%	1	1	0%	2	-50%
Shoplifting	32	21	-34%	30	24	-20%	28	-14%
Auto Theft	13	6	-54%	3	8	167%	6	33%
Total Property Crime	216	147	-32%	155	182	17%	209	-13%



Part I Violent Crime

All measurements of violent crime (the four week comparison, the year-to-date change, and the five year average), are reflecting a decrease of 35% or 37%. From January 1st to February 2nd of 2015, there were 17 violent crimes recorded in the City, 9 incidents below last year (-35%) and 10 violent crimes (-37%) under the total of 27 incidents for the five-year weighted average forecast for 2015.

Street robbery has dropped 75% when compared with 2014 with only one incident having been reported so far this year. Aggravated assault has also dropped when compared with last year, down by four incidents (-27%). Overall, the drop in these two categories has helped to start the year with a notable decrease in violent crime.

	<u>4 Week Snapshot</u>			<u>Year to Date</u>			<u>Five Year</u>	
	12/9 - 1/5	1/6 - 2/2	Change	2014	2015	Change	Avg	Change
Homicide	0	0	IN-CALC	1	0	IN-CALC	1	-100%
Rape	1	2	100%	2	2	0%	3	-33%
Robbery	7	4	-43%	8	4	-50%	8	-50%
Commercial Robbery	2	3	50%	4	3	-25%	2	50%
Street Robbery	5	1	-80%	4	1	-75%	6	-83%
Aggravated Assault	15	9	-40%	15	11	-27%	15	-27%
Total Violent Crime	23	15	-35%	26	17	-35%	27	-37%



MURDER

No Patterns

- There have been no murders to date in 2015. The following two murders were recorded in Cambridge in 2014:
- The first murder of 2014 involved Malia Gomez, 40, of 396 Putnam Ave, who has been charged in the death of Dana Robinson. Gomez admitted to stabbing Robinson following an argument on February 2nd. Robinson died at Beth Israel Hospital and Gomez was charged with armed assault with the intent to murder, assault and battery with a dangerous weapon, and assault and battery with a dangerous weapon causing serious bodily injury. On April 1st, 2014, Malia Gomez was indicted on First Degree Murder.
- Kensley David, 22, suffered a single gunshot wound to the head after a shooting on Windsor Street in Cambridge around 10 p.m. on July 3rd. Investigators believe that the incident was not random. Cambridge police, State Police, and the District Attorney's office urge anyone with information about the shooting to contact authorities.

Percent Change*

Last 4 Weeks

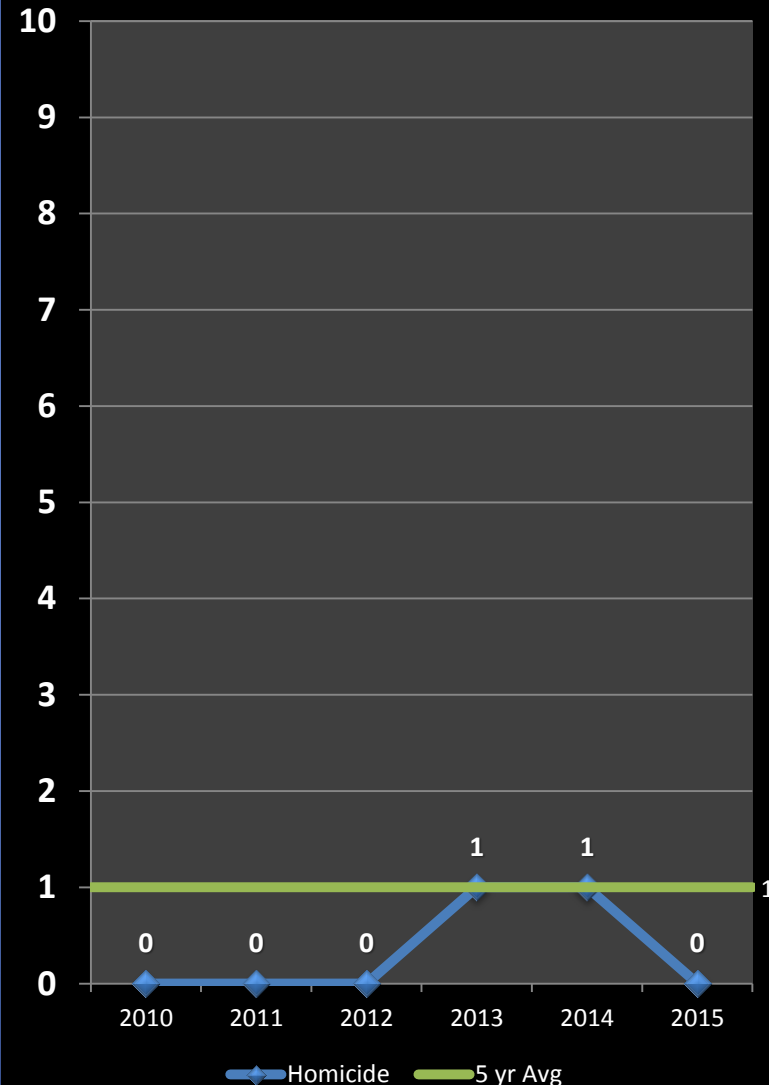
Previous Year

In-calc

In-calc

-100%

*IN -CAL: Percentages are not calculated for numbers so small as to present a statistically misleading percentage.





Unsolved Murders: 1999 to 2014

Colin Burton, 30, of Dorchester, was shot and killed outside of Hi - Fi Pizza on Mass Ave in Central Square on September 18th, 1999. Burton was talking with the occupants of a Ford Explorer when the subject in the passenger seat fired through the window. Two suspects fled the scene. The case remains under active investigation.



September 18, 1999, Mass Ave



April 5, 2002, Mass Ave

Ian Gray, 19, of Mattapan, was in an argument outside of the Rhythm & Spice restaurant that spilled out onto Mass Ave. A suspect that had left the scene returned with a group of people and a fight ensued. A knife was produced during the altercation and four gunshots were fired, fatally wounding Gray. This case remains open.

On June 17th, 2002 at 7:00PM, **Ricardo Williams**, 27, of Malden, was found in the driver's seat of a motor vehicle suffering from a gunshot wound to his face. Williams was taken to CCH where he was pronounced dead. This case remains open.



June 17, 2002, Windsor St.

Anyone with information about these crimes is asked to contact CPD at 617-349-3370.



Unsolved Murders: 1999 to 2014

Jason Ellcock, 33, of Malden, formerly of Cambridge and father of three, was found with multiple gunshot wounds in front of the driveway to 364 Rindge Ave at 3:05 AM on the night of June 16th, 2009. He was pronounced dead at the scene. This incident remains under investigation.



June 16, 2009, Rindge Ave



March 12, 2011, Brookline St.

James Lauture, 30, of Cambridge, was sitting in a vehicle near Brookline and Watson Streets just after midnight on Saturday, March 12th, 2011, when an unknown gunman opened fire. The occupants in the car were able to drive to Central Square. Lauture died from multiple gunshot wounds. The other man in the vehicle survived. This case remains open.

On June 3rd, 2012, **Charlene Holmes**, 16, of Cambridge, was shot while sitting on a porch on Willow St. She later succumbed to her wounds at the hospital. The investigation into this incident remains active, but no arrests have been made to date.



June 3, 2012, Willow St



July 3, 2014, Windsor Street.

On July 3rd, 2014, at 10:00 PM, **Kensley David**, 22, suffered a single gunshot wound to the head while on Windsor Street. Investigators believe that the incident was not random. This case remains under investigation

Anyone with information about these crimes is asked to contact CPD at 617-349-3370.



RAPE

No Patterns

- The violent index crime of Rape has stayed consistent in the number reported during the first month of 2014 with two; this is down one incident from the five-year average of three.
- The following is the final breakdown of rape classifications in Cambridge for 2014: two stranger-to-stranger, ten involving acquaintances, six contact situations, five domestic sexual assaults, and one blitz scenario.
- The second stranger-to-stranger rape of 2014 was reported in December, resulting in the arrest of Alejandro Done, 46, of Boston, who was charged with assault to rape, kidnapping, and assault and battery. It is alleged that on December 6, 2014, at approx. 7:30pm, the defendant pulled up to a residence on Tremont St in Boston where a young woman was waiting for a pre-arranged ride-sharing driver. The defendant then drove to a location that the passenger was not familiar with, pulled over in a secluded area, and jumped in the backseat where she was sitting. During an ensuing physical struggle, the defendant allegedly sexually assaulted the woman.

Percent Change*

Last 4 Weeks

Previous Year

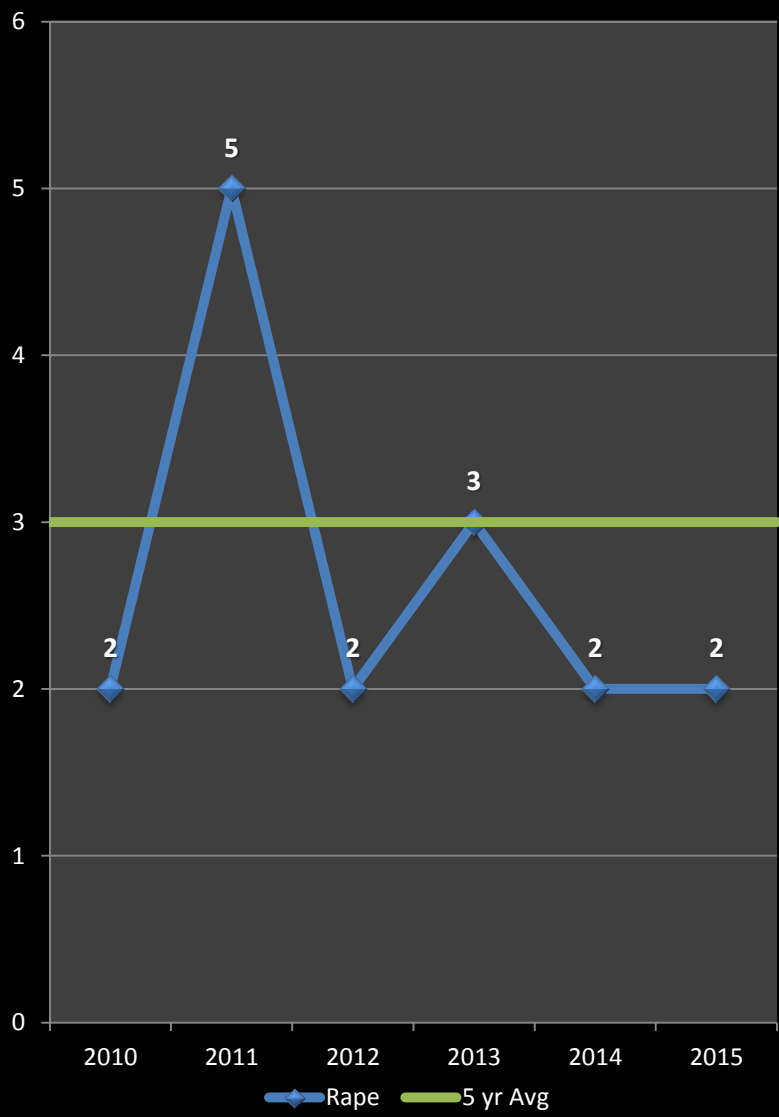
5 Year Average

In-Calc

0%

-33%

*IN -CAL: Percentages are not calculated for numbers so small as to present a statistically misleading percentage.





AGGRAVATED ASSAULT

No Patterns

- Aggravated assault for the first month of 2015 shows a decrease of 27% below last year with four fewer crimes reported; this is true for the five-year average as well. When compared to the previous four weeks, there is a more noticeable drop of 40%, or six fewer incidents.
- Each year, domestics account for a high percentage, between 40 to 45 percent of all aggravated assaults. That trend continued in 2014, with domestic incidents accounting for just under 40% of the total.

Classification Breakdown of Categories: January 2015

Type	Number
Domestic	4
Unprovoked	3
Traffic / Parking	2
Acquaintance	1
Shop Owner / Patron	1

Percent Change

Last 4 Weeks

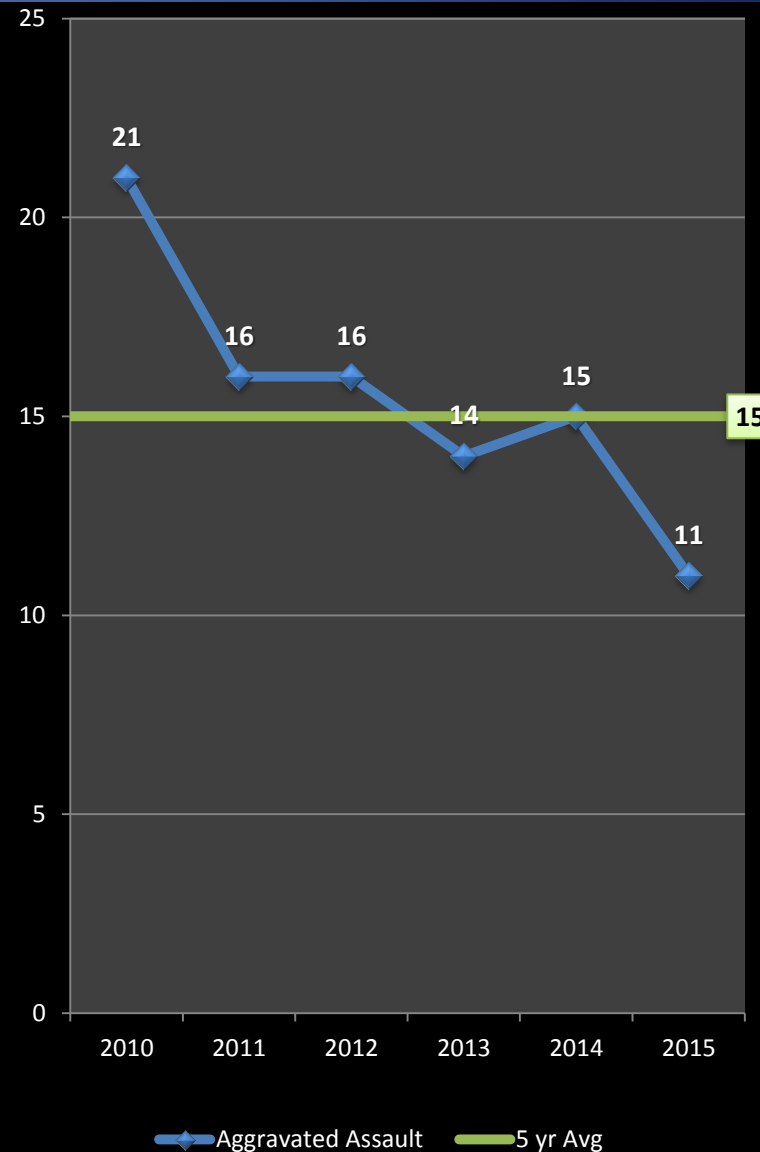
-40%

Previous Year

-27%

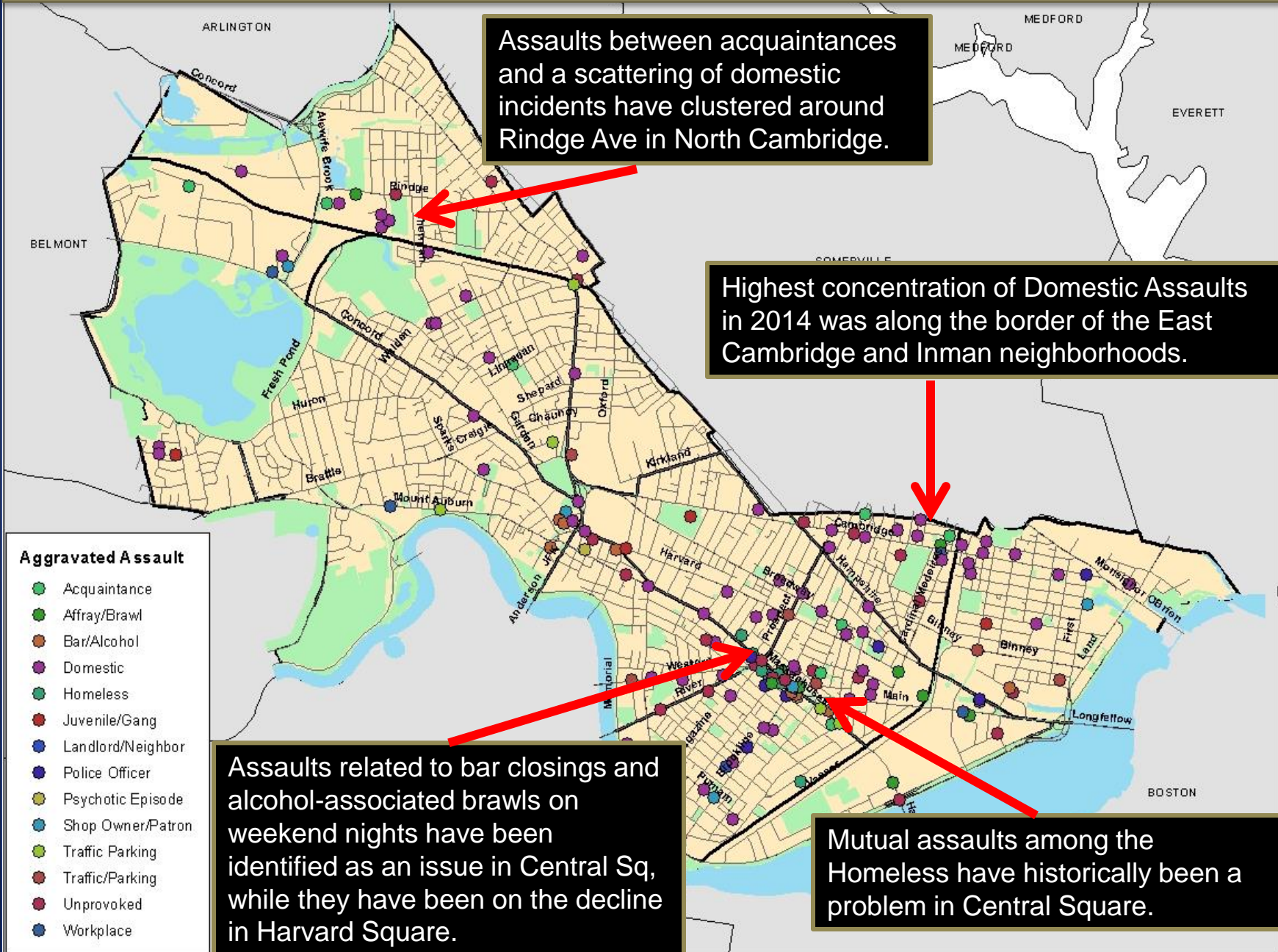
5 Year Average

-27%





Aggravated Assault in Cambridge by Category in 2014





ROBBERY

No Patterns

- The five-year average for overall robbery in Cambridge for the first month of the year is eight incidents. During January of 2015, four robberies were recorded, which indicates a 50% decline below both the projected total and when compared with the same time period last year.
- Richard Perry of Somerville was arrested on Friday, 1/23/15, in Jamaica Plain. Perry had warrants out for his arrest and is believed to have committed two armed commercial robberies in Cambridge at the Quick Mart and the Thistle & Shamrock, and one in Boston at the Tostado Store. Perry was held without bail. These two incidents were the first commercial robberies of the year in Cambridge.
- Only one street robbery was reported in January of 2015. Street robberies declined 21% in Cambridge in 2013 to the lowest total in 40 years and that unflinching slide continued in 2014, with a remarkable drop of 42%* recorded when compared with last year's total. The total of 51 street robberies* reported in 2014 was an exceptionally low number for Cambridge.

*2014 data is still preliminary at this time.

Percent Change

Last 4 Weeks

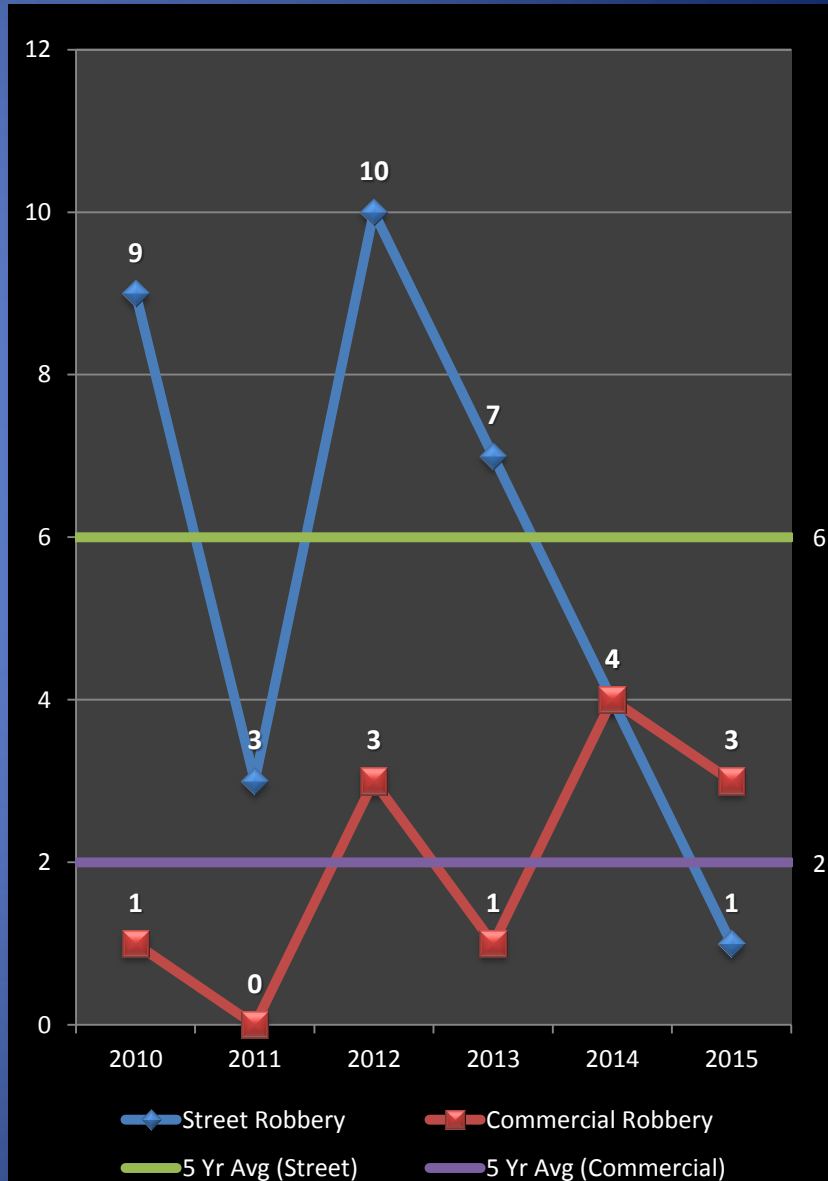
-43%

Previous Year

-50%

5 Year Average

-50%



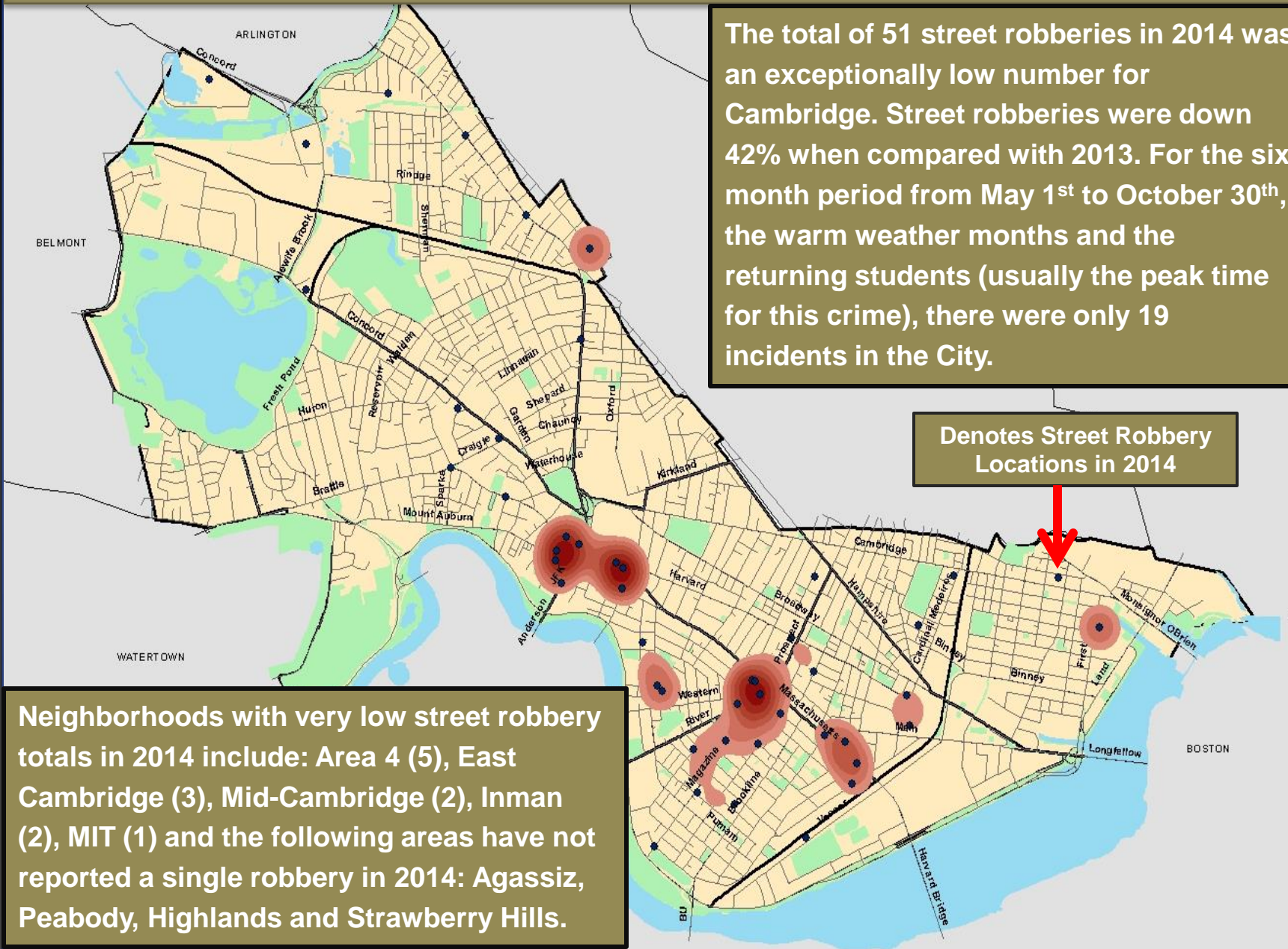


Geographic Breakdown of Street Robberies in 2014

Cambridge Police BridgeStat

The total of 51 street robberies in 2014 was an exceptionally low number for Cambridge. Street robberies were down 42% when compared with 2013. For the six month period from May 1st to October 30th, the warm weather months and the returning students (usually the peak time for this crime), there were only 19 incidents in the City.

Denotes Street Robbery Locations in 2014



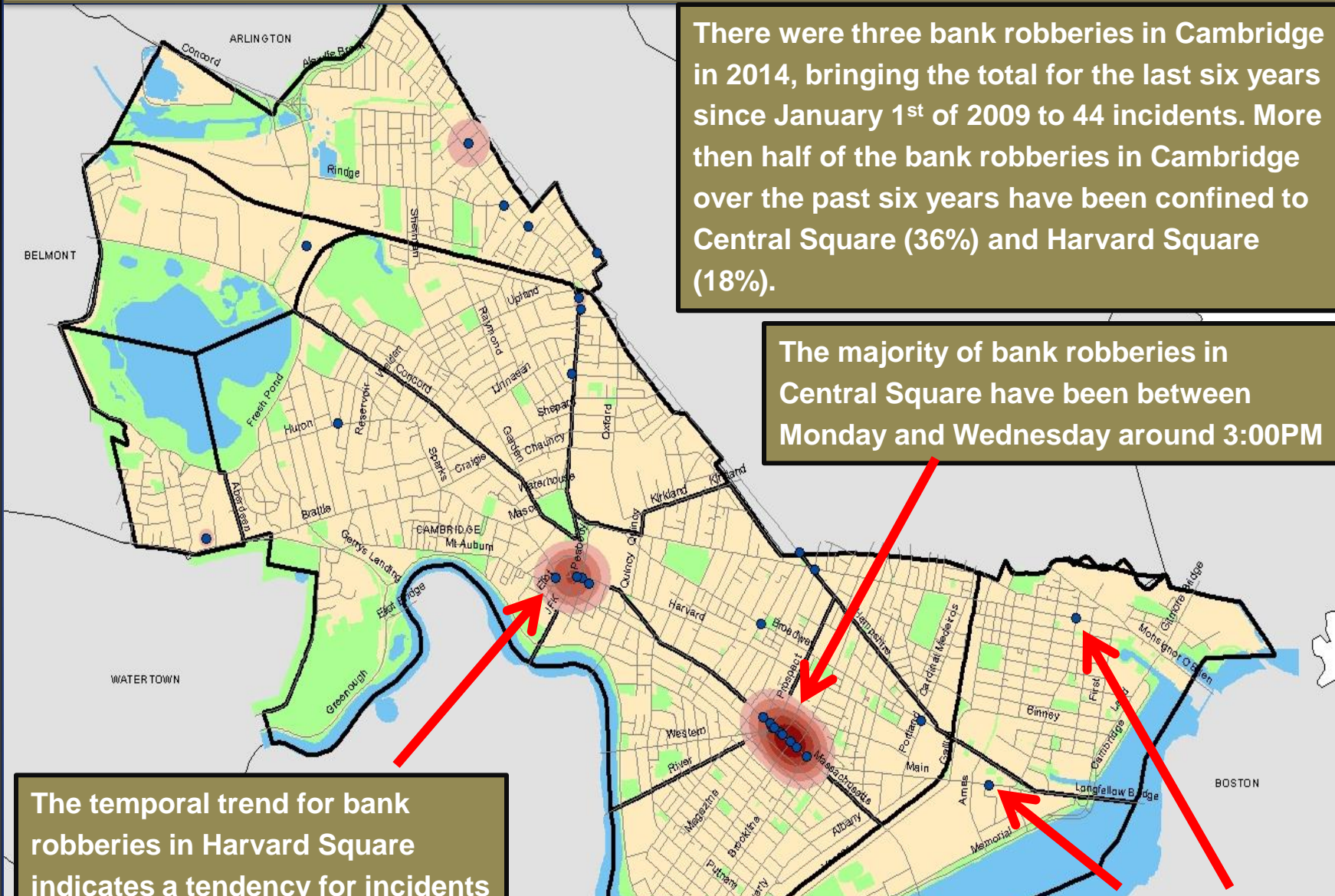
Neighborhoods with very low street robbery totals in 2014 include: Area 4 (5), East Cambridge (3), Mid-Cambridge (2), Inman (2), MIT (1) and the following areas have not reported a single robbery in 2014: Agassiz, Peabody, Highlands and Strawberry Hills.



Bank Robberies in Cambridge: 2009 to 2014

Cambridge Police BridgeStat

January 2015



There were three bank robberies in Cambridge in 2014, bringing the total for the last six years since January 1st of 2009 to 44 incidents. More than half of the bank robberies in Cambridge over the past six years have been confined to Central Square (36%) and Harvard Square (18%).

The majority of bank robberies in Central Square have been between Monday and Wednesday around 3:00PM

The temporal trend for bank robberies in Harvard Square indicates a tendency for incidents to occur around noon or 4:00PM on Wednesday or Thursday.

There has been only one bank robbery in Kendall Square and one in East Cambridge since 2009.



Burglary

Identified Patterns

- The property index crime of burglary, the combination of residential and commercial breaks, is down 26% when compared to the five-year average, with nine fewer incidents than the projected total of 34 breaks, and has fallen 11% when compared with last year's total for the first month of the year, with three fewer burglaries reported.
- A Citizen Alert was issued on 1.7.14 for an active housebreak pattern in Cambridgeport. This was the third alert related to this series that emerged in late November. By the end of the month, there had been a ten-day hiatus between housebreaks, and an arrest was made in late January that may be related to an earlier incident that was part of the pattern.
- Preliminary analysis of housebreak activity in Cambridge for 2014 indicates a 28% decline (91 fewer breaks) below 2013 and a 38% decline below the five-year projected average of 378 housebreaks.

Percent Change

Last 4 Weeks

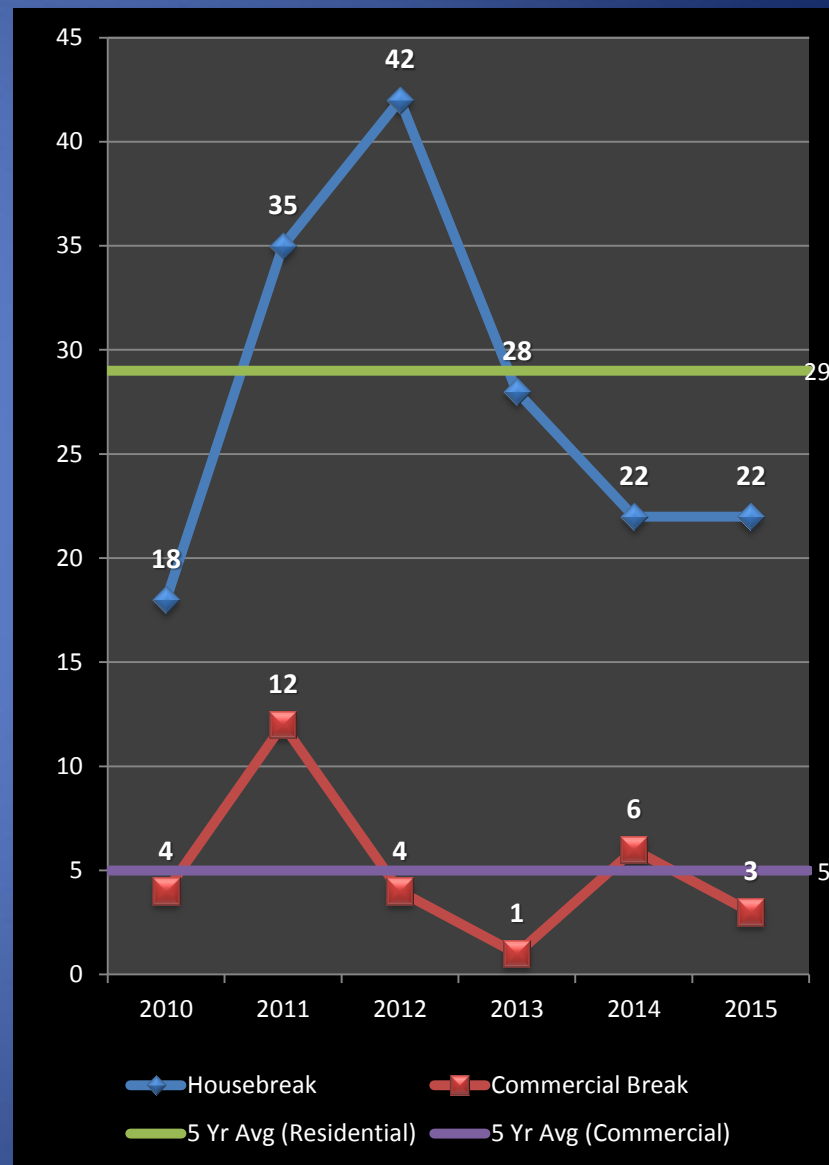
Previous Year

5 Year Average

+17%

-11%

-26%





Review of Housebreak Patterns in Cambridge in 2014

Cambridge Police BridgeStat

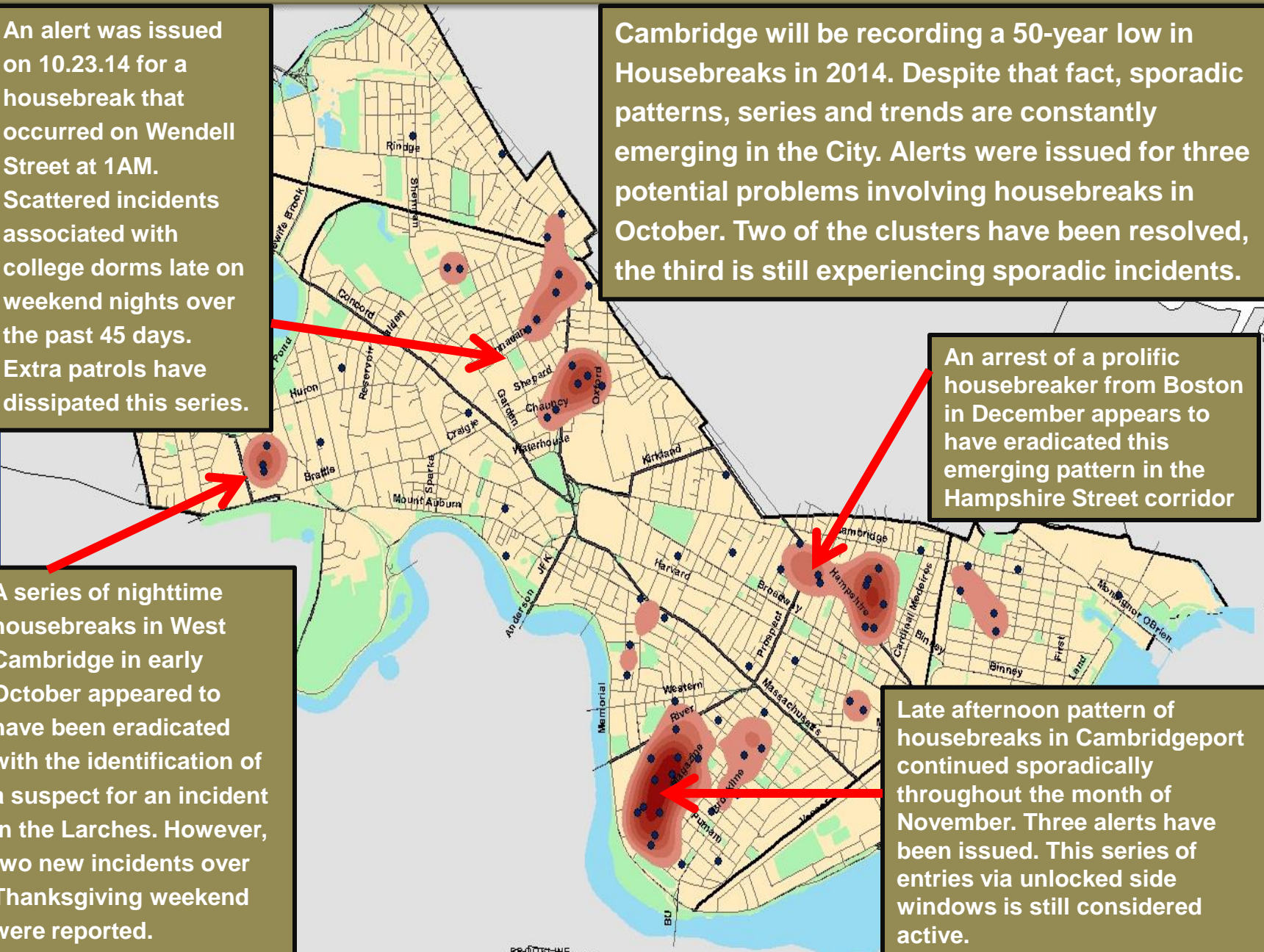
An alert was issued on 10.23.14 for a housebreak that occurred on Wendell Street at 1AM. Scattered incidents associated with college dorms late on weekend nights over the past 45 days. Extra patrols have dissipated this series.

Cambridge will be recording a 50-year low in Housebreaks in 2014. Despite that fact, sporadic patterns, series and trends are constantly emerging in the City. Alerts were issued for three potential problems involving housebreaks in October. Two of the clusters have been resolved, the third is still experiencing sporadic incidents.

An arrest of a prolific housebreaker from Boston in December appears to have eradicated this emerging pattern in the Hampshire Street corridor

A series of nighttime housebreaks in West Cambridge in early October appeared to have been eradicated with the identification of a suspect for an incident in the Larches. However, two new incidents over Thanksgiving weekend were reported.

Late afternoon pattern of housebreaks in Cambridgeport continued sporadically throughout the month of November. Three alerts have been issued. This series of entries via unlocked side windows is still considered active.





LARCENY

Possible Emerging Pattern

- **Overall larceny for the first month of 2015 is up 20% (or 25 incidents)** when compared with the same time frame in 2014 while registering 11% below the five-year weighted average of 168 incidents.
- **Larcenies from motor vehicles through Feb. 2, 2015 have increased by 12 crimes, or 36%, over the number reported during the same time frame in 2014.** However, LMVs have decreased by 26 incidents from December 2014 to January 2015. West Cambridge and the neighborhoods surrounding Central Sq saw the most activity in January.
- **Larcenies from the person continue their downward momentum. Through the first month of 2015, this crime type is down one incident, or 7%,** when compared with the same time frame last year. The total of 13 incidents reported thus far in 2015 is also 9 incidents below the five-year average of 22.
- **Central Sq saw the most activity citywide in January with three incidents.**
- **There have been 28 larcenies from buildings reported through February 2, 2015.** This is 17% above the 24 incidents reported in 2014 and 24% below the five-year average of 37. A Boston male is suspected in the theft of tip jars from two restaurants in Harvard Sq on 1/9/15.
- **Similar to last year, larcenies from residences continue to be on the rise, registering 50% higher in January 2015 than during the same time frame last year.** Over 54% (13) of the 24 incidents this month involved package thefts from residences. This is similar to the full year of 2014, in which package thefts accounted for 48% of all larcenies from residences. Thus far in 2015, North Cambridge has seen the most package thefts with four incidents, followed by Mid-Cambridge and Area 4, each with three. However, there are no defined patterns at this time.
- **Through February 2, 2015, there have been seven bikes reported stolen in Cambridge.** This is four incidents above the number reported during this time frame in 2014 and one incident below the five-year average. Only Agassiz experienced more than one theft in January (with two incidents).

Percent Change

Last 4 Weeks

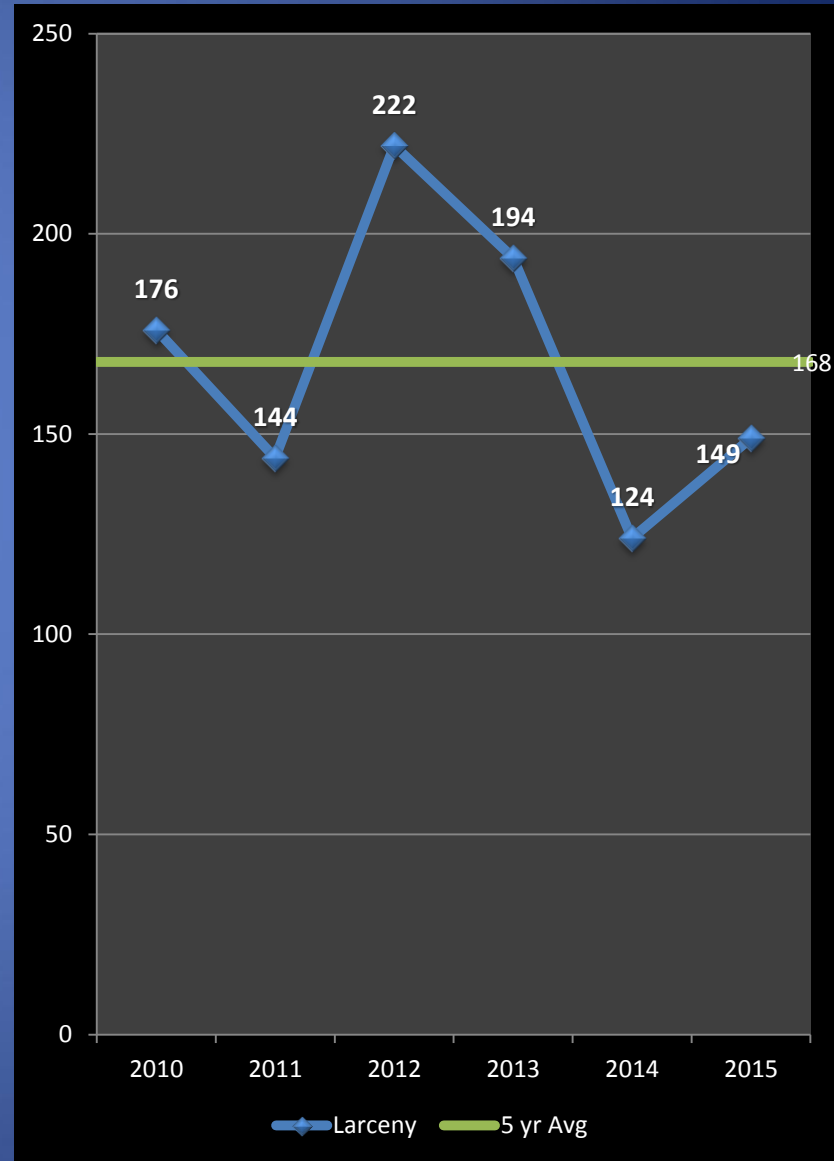
-35%

Previous Year

+20%

5 Year Average

-11%





LARCENY: *From MVs*

Possible Emerging Pattern

Percent Change

Last 4 Weeks

-44%

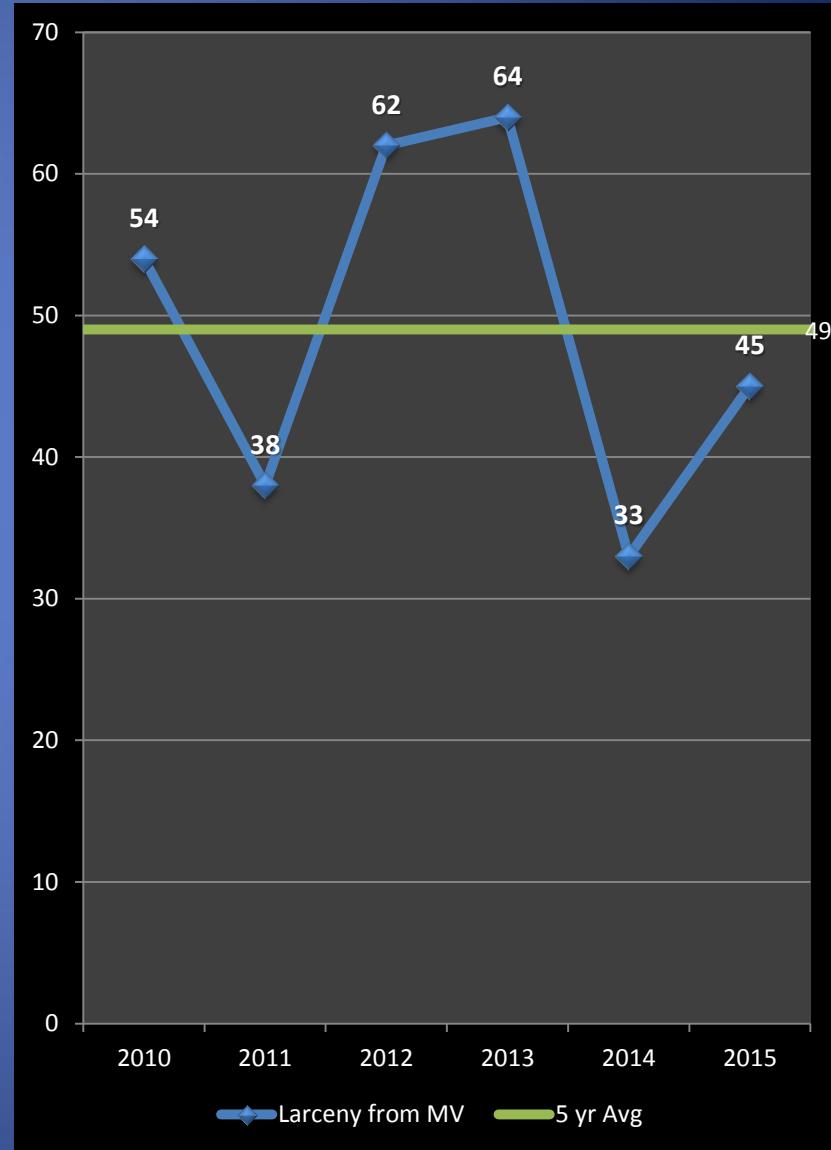
Previous Year

+36%

5 Year Average

-8%

- Larcenies from MVs have jumped 36% for the first month of 2015 when compared with January of 2014. There have been 12 additional thefts reported so far this year. This property crime has fallen 8% when measured against the five-year average, with 4 fewer incidents than the projected total of 49 thefts.
- When comparing the last four weeks to the previous four weeks, this index crime plunged by 44% with 26 fewer thefts reported.
- Over the second weekend of January, there was a string of seven known incidents in West Cambridge in which an unknown suspect(s) broke into garages and vehicles of various residences. In some of the cases, the windows of the garage and cars were smashed, while in others it is unknown how the perpetrator(s) gained entry. Two specialized bikes were stolen in one incident, while in most of the other incidents the vehicles were only rifled through with loose change being stolen. In one case, a cell phone was stolen from an unlocked car in the driveway of the residence.
- Preliminary data for 2014 indicates that larcenies from vehicles declined 17% in 2014 when compared with the previous year. There were 102 fewer thefts reported. This crime also dropped 33% when measured against the five-year average, with 137 fewer incidents than the projected total of 680 thefts.

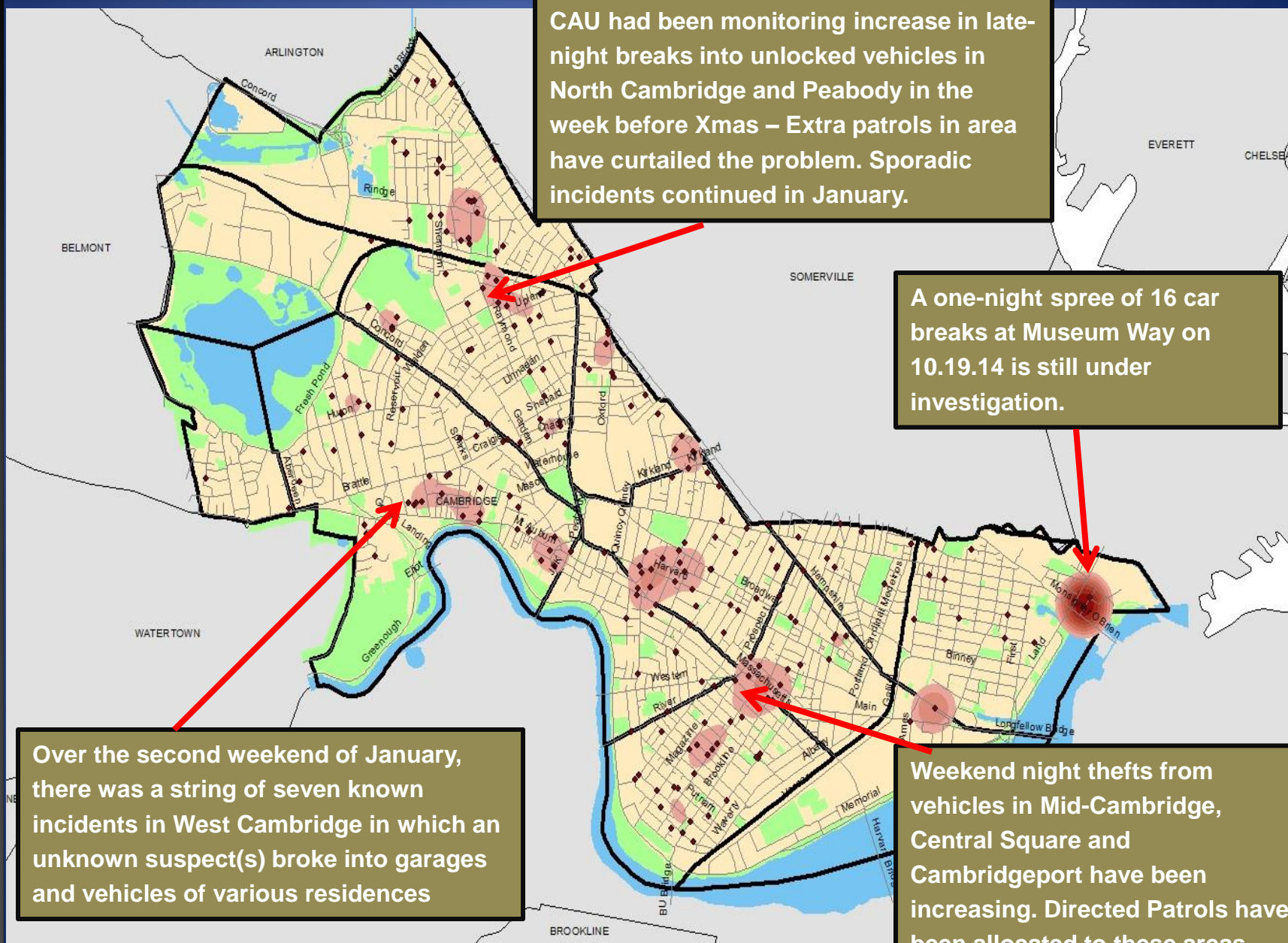




Larceny from MVs: 9.1.14 to 2.1.15

Cambridge Police BridgeStat

January 2015



CAU had been monitoring increase in late-night breaks into unlocked vehicles in North Cambridge and Peabody in the week before Xmas – Extra patrols in area have curtailed the problem. Sporadic incidents continued in January.

A one-night spree of 16 car breaks at Museum Way on 10.19.14 is still under investigation.

Over the second weekend of January, there was a string of seven known incidents in West Cambridge in which an unknown suspect(s) broke into garages and vehicles of various residences

Weekend night thefts from vehicles in Mid-Cambridge, Central Square and Cambridgeport have been increasing. Directed Patrols have been allocated to these areas



Larceny from Motor Vehicles

What can we do?

Police Response Strategy:

- Cambridge Police are focused on prevention of these crimes by increasing officer visibility in targeted areas.
- Citizens are encouraged to take the proper precautions to protect their vehicles and their belongings by doing everything possible to not make their vehicles easy targets.



Citizen Response Strategy:

- Citizens are asked to take the following precautions to protect themselves, their vehicles, and their belongings from theft:
 - **Make sure all of your car doors are locked when you leave your vehicle.**
 - **Take extra care when out doing your shopping.**
 - **If you are approached by a suspicious person while you are in your vehicle, sound your horn to attract attention.**
 - **NEVER LEAVE VALUABLES EXPOSED IN YOUR CAR.**
 - If you must leave packages or valuables in your car, **place them in the trunk or under a blanket to conceal them**
 - Visit our website for more tips to keep your vehicles and belongings at www.CambridgePolice.org/SafetyTips



LARCENY: *from Person*

No Patterns

Percent Change

Last 4 Weeks

Previous Year

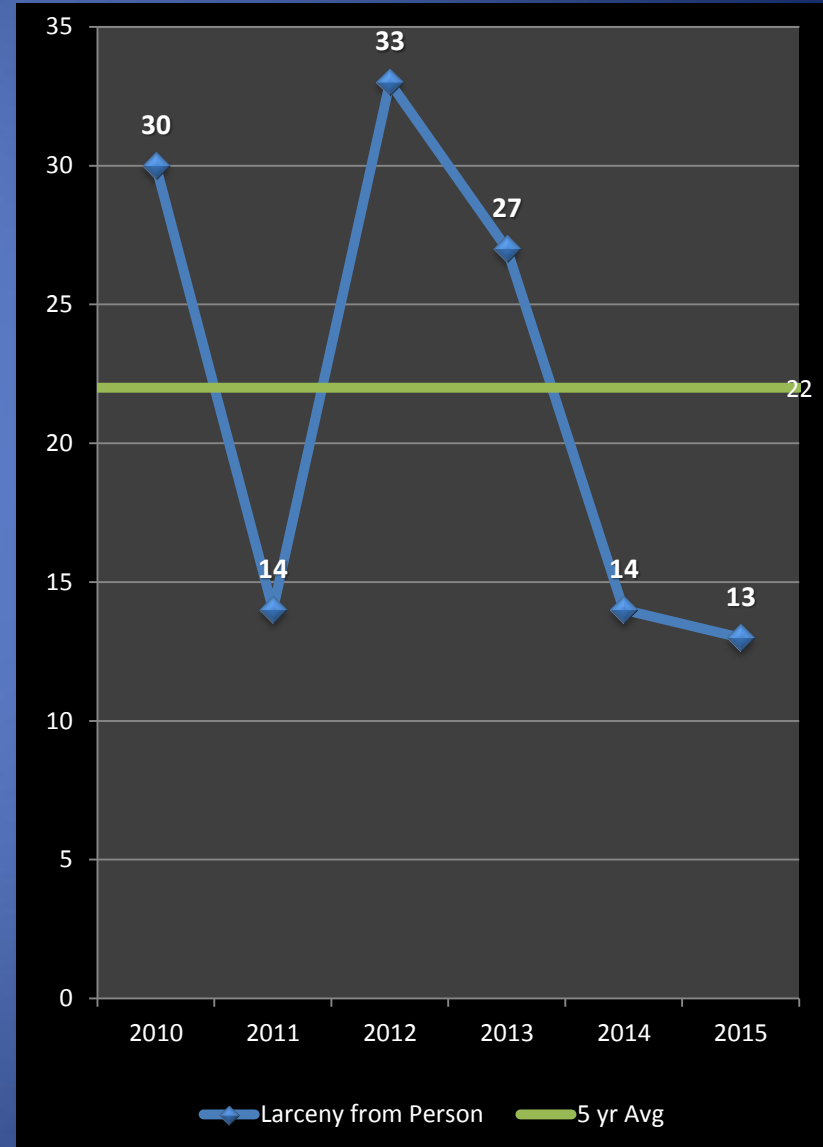
5 Year Average

-21%

-7%

-41%

- **Larcenies from the person are down one incident through the first month of 2015** when compared with the first month of 2014. The total of 13 incidents reported thus far in 2015 is also 9 incidents, or 41%, below the five-year average of 22. There are no patterns of this crime type anywhere in the city at the present time, which was also the case for almost all of 2014.
- Often, much of the larceny from person activity is reported at bars and restaurants in the Squares (known as "dipper" activity). In January, both of the larceny incidents that took place in Harvard Sq involved this type of activity. There was also one dipper incident each at bars in Inman and Porter Squares.
- Preliminary numbers for 2014 put larcenies from the person for the year at 35% below the number seen in 2013. Part of the explanation for the large reduction in this crime type may be that a number of the more prolific thieves, particularly ones that tend to target the Harvard Square area, are currently incarcerated. Notably, the hotspot for these thieves in Harvard Sq (a café on Brattle St) experienced its first and only larceny of 2014 in November. In contrast, 16 larcenies from the person were reported at this same café in 2013.





LARCENY: of Bicycle

No Patterns

- Through February 2, 2015, only seven bikes have been reported stolen citywide in Cambridge. This is four incidents above the number reported during this time frame in 2014 and one incident below the five-year average.
- As would be expected, due to the low ridership during the cold winter months, far fewer opportunities exist for thieves to steal bikes than during warmer months. This is particularly true when large snowstorms make travel difficult for bicycles and vehicles alike, as is currently the situation in Cambridge.
- Four of the seven bicycles stolen thus far in 2015 were locked at the time of the thefts. The three unlocked bicycles were stolen from yards.
- No defined bike theft patterns have emerged.
- **Breakdown by Neighborhood, year-to-date:**

Neighborhood	Total	% Citywide
Agassiz	2	29%
Area 4, Cambridgeport, N. Camb., Riverside, W. Camb.	1 each	14% each

Percent Change

Last 4 Weeks

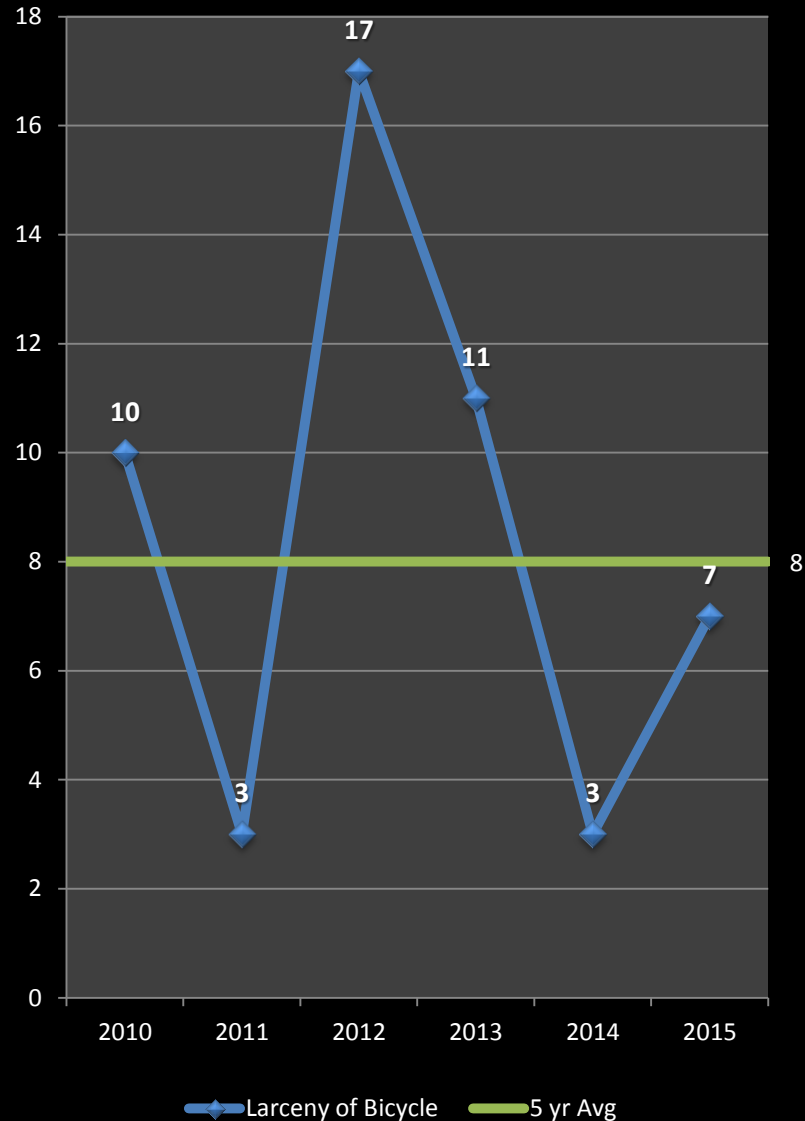
-25%

Previous Year

+133%

5 Year Average

-13%





AUTO THEFT

No Patterns

- The projected five-year weighted average for auto thefts through the first month of 2015 is six. With eight thefts reported year to date, we are two incidents above the average (+33%) and five incidents (+167%) above the three thefts reported in 2014.
- There were six auto thefts reported in the past four weeks, which equals a 54% decrease from the previous four weeks (seven fewer incidents). Due to the changing temperatures and snow storms, this drop was expected. Cars buried under massive snow drifts will likely remain plowed in for some time.
- Since the beginning of the year, the following neighborhoods have reported auto thefts: West Cambridge (2), North Cambridge (2), Cambridgeport, Area 4, East Cambridge, and Peabody.
- Of the eight cars stolen thus far in 2015, five or 63% have been recovered.
- Preliminary numbers for 2014 report 136 auto thefts in the City of Cambridge with slightly over 50% having been recovered.

Percent Change

Last 4 Weeks

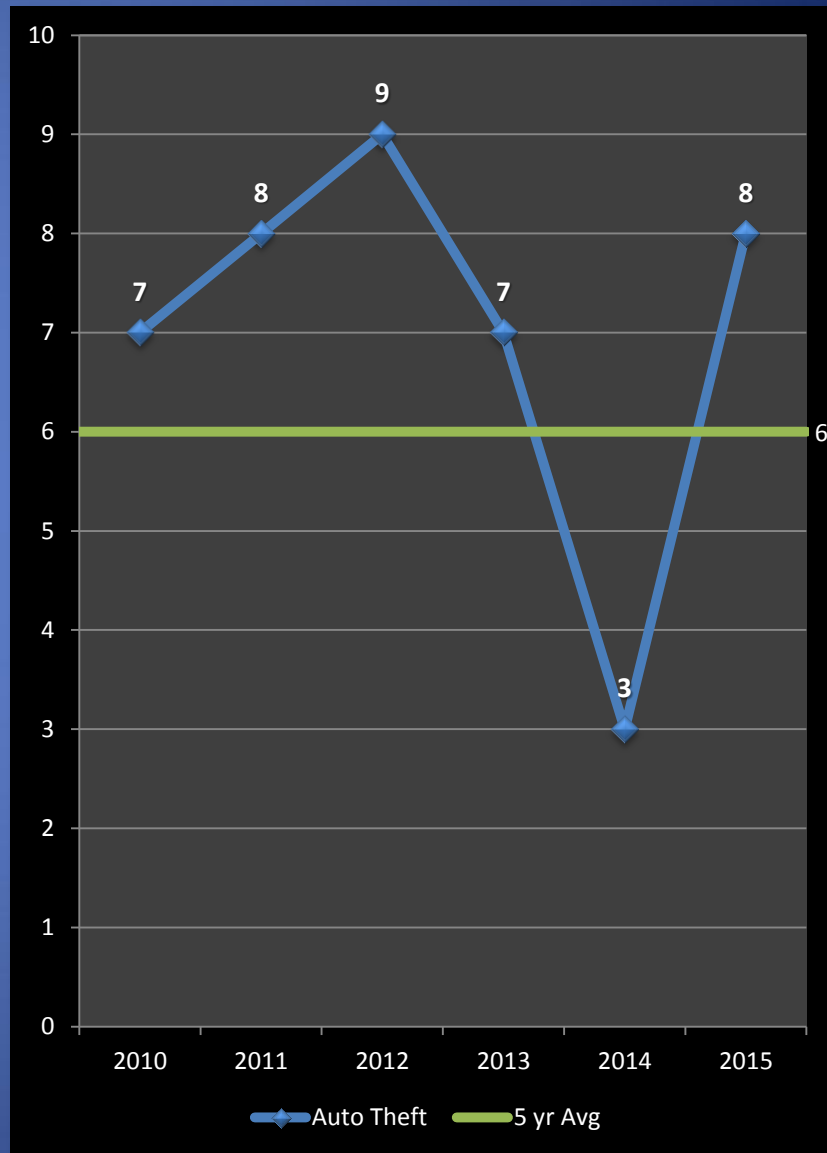
-54%

Previous Year

+167%

5 Year Average

+33%





Help Prevent Crime

And keep yourself informed!

To receive information from the CPD:

- Sign up with for the **Cambridge Alert Network**, to receive alerts about emerging crime patterns, neighborhood meetings, and crime prevention tips, by visiting www.CambridgeMa.gov/AlertNetwork.
- “Like” the Cambridge Police Department on Facebook at www.facebook.com/CambridgePolice
- Follow [@CambridgePolice](https://twitter.com/CambridgePolice) on Twitter.
- Visit our website at www.CambridgePolice.org for valuable information and reports including the Daily Log and BridgeStat, which is published on the first Friday of every month.
- Download our new “MyPD” smartphone app at www.CambridgePolice.org/MyPD.

To Share Information with the CPD:

- Call our Non-Emergency Telephone Number at **617-349-3300**.
 - Every call for service generates a police response, so help drive our resources by reporting things that seem suspicious or out of the ordinary.
- Send an Anonymous TEXT-A-TIP:
 - Send an ANONYMOUS text message to **Tip411 (847411)**. Begin your message with Tip650 and then type your message. You will receive a response from the Cambridge Police with the option to continue communicating. Please remember that this is not a replacement for 9-1-1. **If you witness an emergency situation, please call 9-1-1 immediately.**
- Send an Anonymous Crime Tip E-Mail at www.CambridgePolice.org/Tips



Questions?

- In the coming weeks, a “2014 Crime Snapshot” will be released on our website.
- The complete 2013 Cambridge Police Annual Crime Report is available on our website at www.CambridgePolice.org. The 2014 Annual Crime Report will be released later this winter.
- We welcome all questions, comments, and suggestions.
- Please direct your feedback to: BridgeStat@CambridgePolice.org.
- To review previous editions of BridgeStat, visit our website at www.CambridgePolice.org/BridgeStat.