



Cambridge Police Department BridgeStat

July 2024

Produced by the Crime Analysis Unit



Part I Total Crime

An analysis of the serious crime statistics for the first seven months of 2024 points to a 1% increase in the Part One index total for Cambridge when compared with the first seven months of 2023. Through July 29th of 2024, there were 1,823 serious crimes reported in the City. For the same time period in 2023, the combined total for Murder, Rape, Robbery, Aggravated Assault, Burglary, Larceny & Auto theft was 1,802 incidents, just 21 incidents more. However, despite being almost on par with last year, a 19% rise in the crime index has still been registered when measured against the five-year weighted average.

Further analysis of the crime totals for the first seven months of 2024 indicates that violent crimes recorded a 19% decrease when compared to last year. There were zero homicides, 23 rapes, 56 robberies, and 155 aggravated assaults recorded through July 29th of this year.

Conversely, the numbers indicate that property crimes saw a rise, increasing 5% above the 2023 total for the first seven months, with 75 more crimes reported in 2024. Despite a 66% rise in shoplifting incidents, a 7% increase in housebreaks, and a 2% rise in larcenies from residences, sizeable reductions in larceny from motor vehicles (-20%) and larceny of bicycles (-21%) were key to keeping the property crime increase relatively small.

When analyzing the serious crime totals of July 2024 versus the previous month of June 2024, there was a decrease of 4% in the number of index incidents, with 11 fewer crimes reported in July.

	4 Week Snapshot			Year to Date			Five Year	
	6/4/24 - 7/1/23	7/2/24 - 7/29/24	Change	2023	2024	Change	Avg	Change
Total Violent Crime	47	44	-6%	288	234	-19%	220	6%
Total Property Crime	244	236	-3%	1514	1589	5%	1318	21%
Total Part I Crime	291	280	-4%	1802	1823	1%	1538	19%



Part I Property Crime

Analysis of property crime totals for the first seven months of 2024 reveals a 5% increase when measured against the same time frame in 2023 and a 21% rise above the five-year average of 1,318.

More than half of the property crime categories are recording decreases when measured against the first seven months of 2023. Notable reductions in larceny from motor vehicles (-20%), larceny of bicycles (-21%), and auto thefts (-21%) were able to counter increases in housebreaks (+7%) and shopliftings (+66%), resulting in only a minimal increase when compared with the same time last year. It should be noted that shoplifting is by far the most prevalent crime type plaguing Cambridge this year. The increase of almost 200 shoplifting incidents thus far in 2024 when compared with 2023 is the major factor causing Cambridge to see an increase in overall crime this year, despite reductions in so many other crime types.

	4 Week Snapshot			Year to Date			Five Year	
	6/4/24 - 7/1/23	7/2/24 - 7/29/24	Change	2023	2024	Change	Avg	Change
Burglary	29	23	-21%	148	151	2%	128	18%
Commercial Break	7	10	43%	44	40	-9%	39	3%
Housebreak	22	13	-41%	104	111	7%	89	25%
Larceny	203	207	2%	1281	1371	7%	1117	23%
Larceny (Misc)	8	14	75%	40	63	58%	35	80%
Larceny from Building	19	14	-26%	124	121	-2%	111	9%
Larceny from MV	23	30	30%	195	156	-20%	216	-28%
Larceny from Person	5	6	20%	58	46	-21%	60	-23%
Larceny from Residence	31	28	-10%	221	226	2%	199	14%
Larceny of Bicycle	41	45	10%	307	241	-21%	276	-13%
Larceny of Plate	1	0	-100%	25	14	-44%	17	-18%
Larceny of Services	3	2	-33%	15	12	-20%	9	33%
Shoplifting	72	68	-6%	296	492	66%	194	154%
Auto Theft	12	6	-50%	85	67	-21%	73	-8%
Total Property Crime	244	236	-3%	1514	1589	5%	1318	21%



Part I Violent Crime

From January 1st to July 29th of 2024, there were 234 violent crimes recorded in Cambridge, 54 incidents (-19%) below last year's total of 288 incidents for the first seven months of the year and 14 incidents (6%) above the 220 crimes forecasted through July 29th.

There have been 23 rapes reported in Cambridge through July of 2024, which is down eight incidents from 2023. The 23 rapes reported thus far in 2024 have been categorized as six acquaintance assaults, seven contact rapes, five blitz incidents, and five domestic assaults.

The trend observed during the past couple years of a high percentage of aggravated assaults and street robberies occurring in Central Square and on peripheral side streets has slowly begun to re-emerge in the past few months, after a lull in activity in that area during the first two months of 2024. So far, seven months into the year, 50 (or 32%) of the 155 aggravated assaults and 26 (or 57%) of the 46 street robberies have been reported in the Central Square area.

The last homicide reported in Cambridge occurred shortly after midnight on November 23, 2023, in the area of 10 Magazine Street in Central Square. Two individuals with gunshot wounds were located and transported to a Boston hospital. One victim, 27-year-old Danasia Greene of Cambridge, was pronounced deceased at the hospital. The second victim, a 26-year-old male from Boston, was treated for non-life-threatening injuries. The incident remains under investigation at this time.

	4 Week Snapshot			Year to Date			Five Year	
	6/4/24 - 7/1/23	7/2/24 - 7/29/24	Change	2023	2024	Change	Avg	Change
Homicide	0	0	IN-CALC	0	0	IN-CALC	0	IN-CALC
Rape	4	6	50%	31	23	-26%	21	10%
Robbery	10	10	0%	83	56	-33%	59	-5%
Commercial Robbery	3	0	-100%	24	10	-58%	14	-29%
Street Robbery	7	10	43%	59	46	-22%	45	2%
Aggravated Assault	33	28	-15%	174	155	-11%	140	11%
Total Violent Crime	47	44	-6%	288	234	-19%	220	6%



MURDER

No Patterns

- No murders have been reported in Cambridge in 2024 through July 29th.
- Shortly after midnight on November 23, 2023, officers responded to the area of 10 Magazine Street in Central Square. Two individuals with gunshot wounds were located and transported to a Boston hospital. One victim, 27-year-old Danasia Greene of Cambridge, was pronounced deceased at the hospital. The second victim, a 26-year-old male from Boston, was treated for non-life-threatening injuries. This incident marked the first homicide reported in Cambridge in over two years and was the only homicide reported in the City in 2023.* It remains under active investigation at this time.
- There were no murders recorded in Cambridge in all of 2022. This has happened only three other times in the past 20 years—in 2004, 2007, and 2010.
- In the last reported homicide in Cambridge prior to the November 2023 incident, on Saturday 3/27/21, there was a fatal shooting that occurred at approximately 12:40 a.m. on Pemberton Street. The victim was reportedly located unconscious outside his vehicle by a passerby who called 911. The victim was transported to Mount Auburn Hospital where he later died. The victim has been identified as Xavier Louis-Jacques, 19, of Cambridge. The investigation is ongoing.

Please note: The 2023 figure excludes the fatal Cambridge Police officer-involved shooting of Sayed Faisal on January 4, 2023.

Percent Change*

Last 4 Weeks

0%

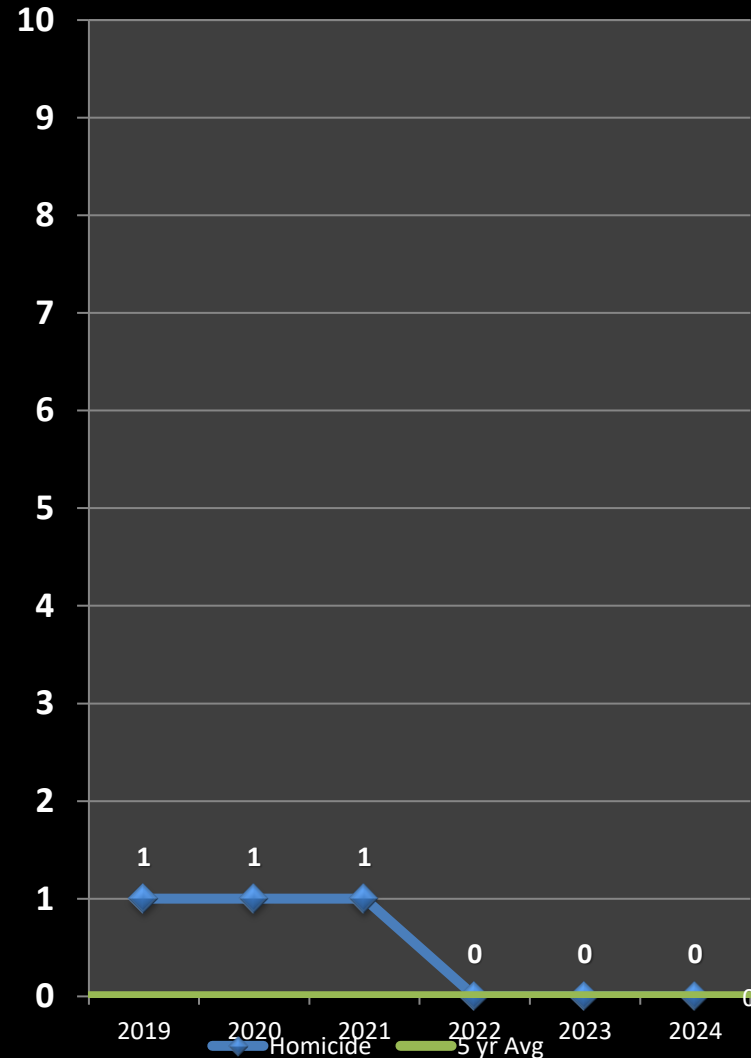
Previous Year

0%

5-Year Average

0%

*IN -CALC: Percentages are not calculated for numbers so small as to present a statistically misleading percentage.





RAPE

No Patterns

Cambridge Police BridgeStat

- There have been 23 rapes reported in Cambridge through the first seven months of 2024. This is down eight incidents (-26%) from the 31 rapes reported during the same time frame in 2023.
- The 23 rapes reported thus far in 2024 have been categorized as six acquaintance assaults, seven contact rapes, five blitz incidents, and five domestic assaults.
- On Friday, May 17, 2024, at approximately 9:18pm, police responded to the Cambridgepark Drive area for an assault in progress. The victim told officers the assailant was a masked man with a knife. Detectives processed a crime scene in a restroom of a commercial building and are working with Massachusetts State Police and the Middlesex District Attorney's Office. The investigation is ongoing.
- The total number of reported rapes tends to fluctuate from year to year, but the number of stranger-to-stranger rapes reported each year in Cambridge—typically between one and ten—remains extremely low.

Percent Change*

Last 4 Weeks

+50%

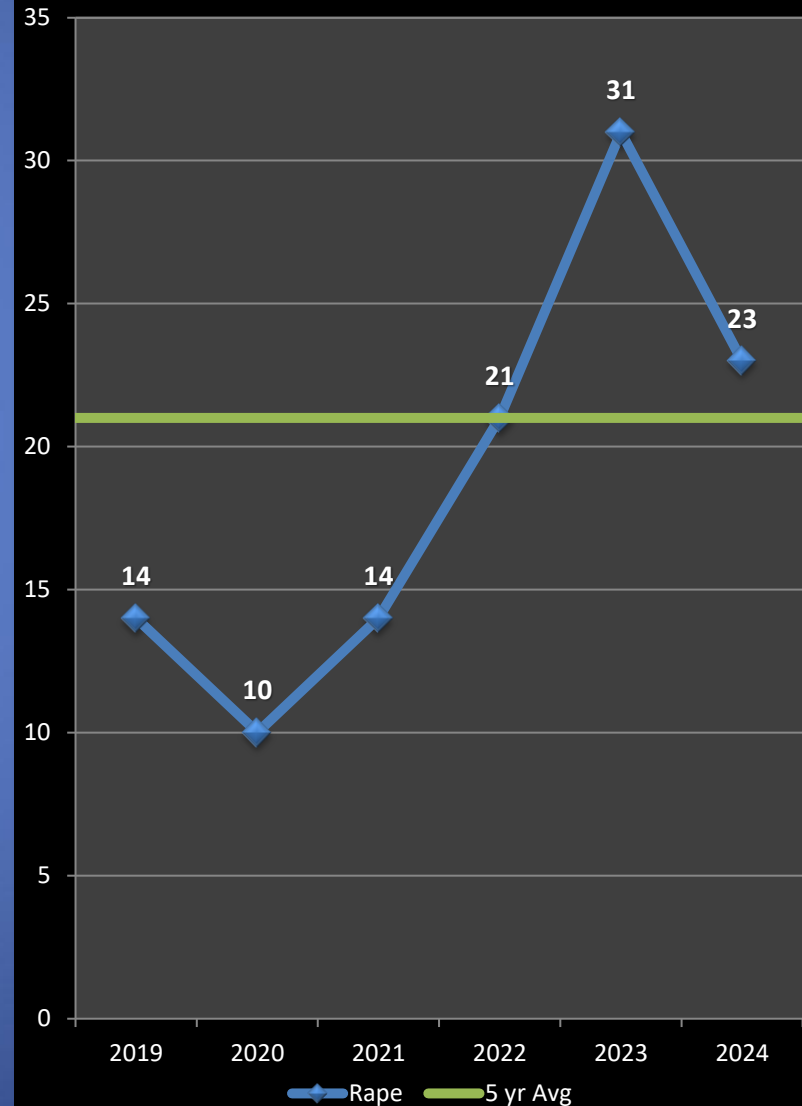
Previous Year

-26%

5-Year Average

+10%

*IN -CAL: Percentages are not calculated for numbers so small as to present a statistically misleading percentage.





AGGRAVATED ASSAULT

No Patterns

- The total of 155 aggravated assaults reported through July 29, 2024, is 19 crimes (-11%) below the first seven months of 2023, and 15 incidents (11%) above the five-year average of 140 crimes. July saw a decrease of 15% below June, with five fewer incidents reported in the past four weeks.
- The 155 aggravated assaults reported so far in 2024 have been comprised of the following classifications: 38 unprovoked scenarios; 34 domestic altercations; 18 acquaintance assaults; 14 psychotic episodes; 12 juvenile-related assaults; eight traffic/parking related assaults; seven between unhoused individuals, five each between shop owner/patrons, affray/brawls, and assaults on police; four each of workplace incidents and landlord/neighbor assaults; and one bar/alcohol-related incident.
- The trend observed during the past couple years of a high percentage of aggravated assaults occurring in Central Sq and on peripheral side streets has slowly begun to resurface in just the last few months in 2024, but incidents are still generally spread across the city. Fifty of the 155 aggravated assaults (or 32%) year-to-date were reported in Central Sq.
- There have been ten confirmed shots fired incidents in Cambridge through July 29, 2024. Eight have resulted in no injuries, while the shootings on May 23rd and July 16th resulted in non-fatal injuries to three total victims. Through the same time period in 2023, there were five confirmed shots fired incidents: three non-fatal shootings with four total victims and two shots fired incidents with no injuries.

Percent Change

Last 4 Weeks

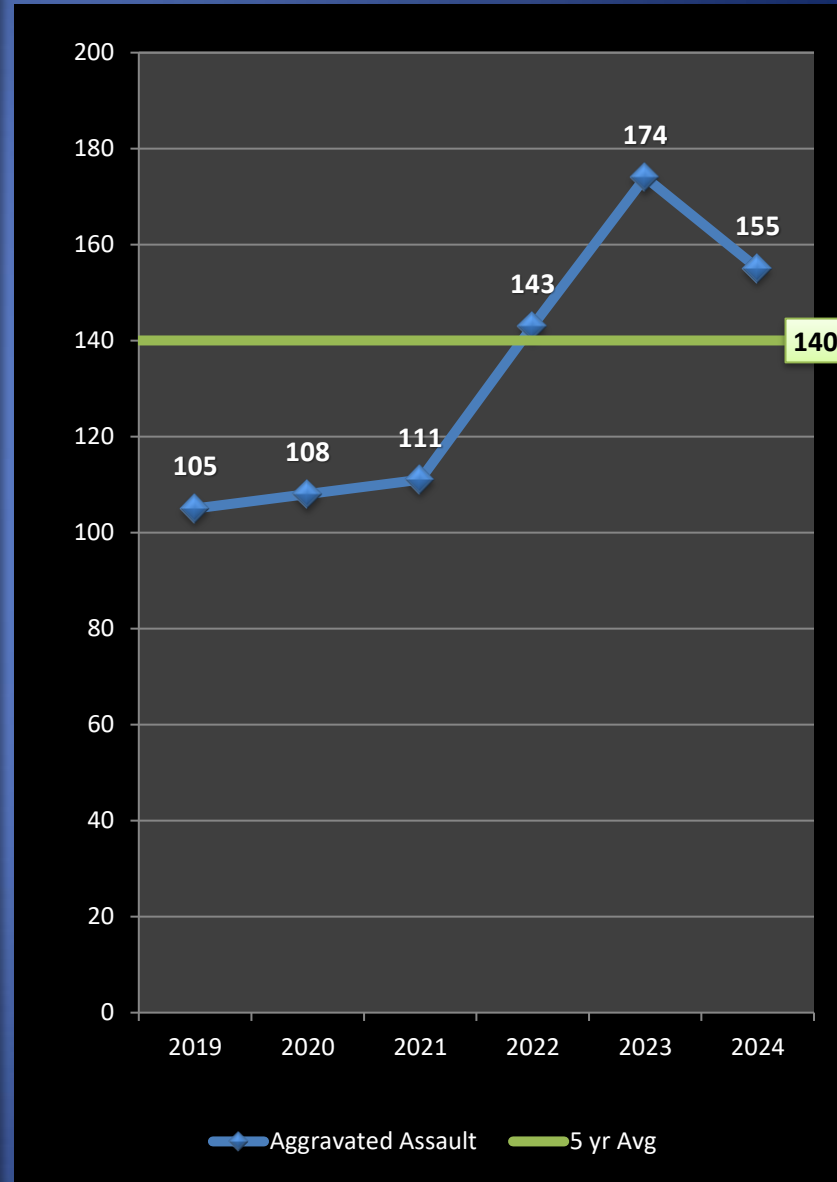
-15%

Previous Year

-11%

5-Year Average

+11%

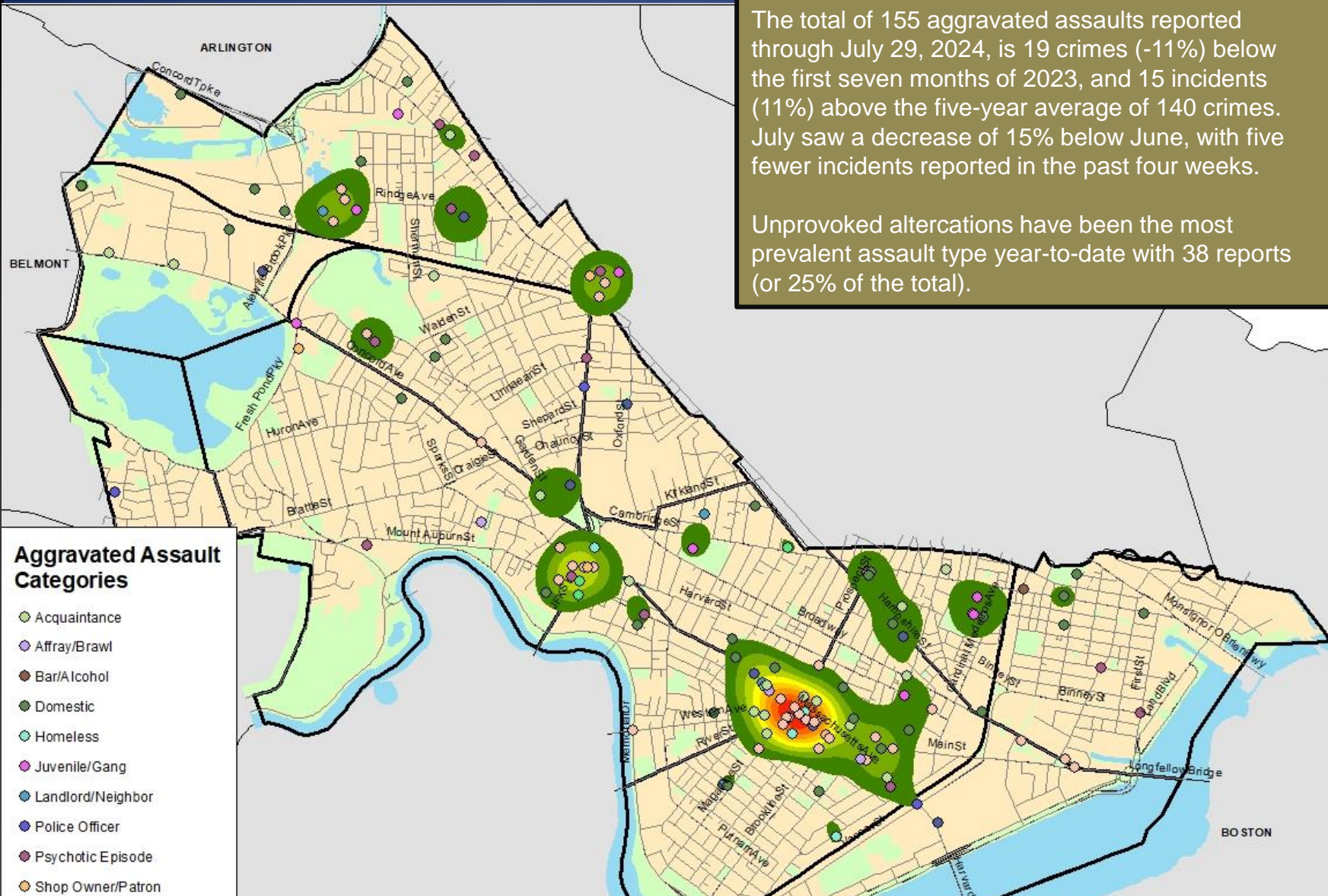




Geographic Breakdown of Aggravated Assaults: 1.1.24 – 7.29.24

Cambridge Police BridgeStat

July 2024



The total of 155 aggravated assaults reported through July 29, 2024, is 19 crimes (-11%) below the first seven months of 2023, and 15 incidents (11%) above the five-year average of 140 crimes. July saw a decrease of 15% below June, with five fewer incidents reported in the past four weeks.

Unprovoked altercations have been the most prevalent assault type year-to-date with 38 reports (or 25% of the total).

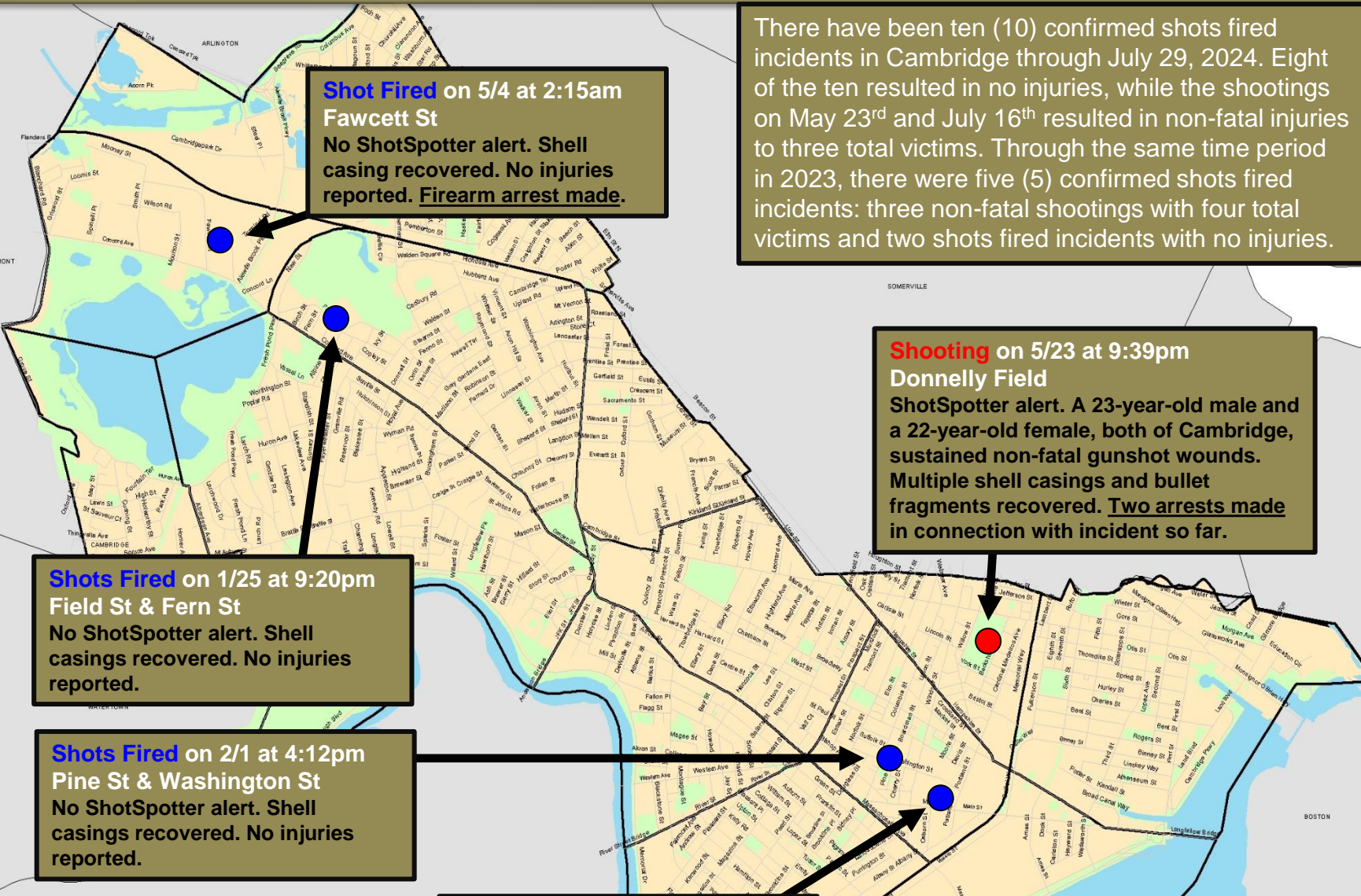
Through July 29, 2024, aggravated assaults have been spread out across the city with small hotspots emerging in some of the major squares and in the area of city parks. Central Square activity has increased with the warmer weather, with 32% of citywide aggravated assaults occurring in this business district.



Shootings & Shots Fired in Cambridge: 1.1.24 – 6.30.24 (First Half of 2024)

Cambridge Police BridgeStat

There have been ten (10) confirmed shots fired incidents in Cambridge through July 29, 2024. Eight of the ten resulted in no injuries, while the shootings on May 23rd and July 16th resulted in non-fatal injuries to three total victims. Through the same time period in 2023, there were five (5) confirmed shots fired incidents: three non-fatal shootings with four total victims and two shots fired incidents with no injuries.



Shot Fired on 5/4 at 2:15am
Fawcett St
No ShotSpotter alert. Shell casing recovered. No injuries reported. Firearm arrest made.

Shooting on 5/23 at 9:39pm
Donnelly Field
ShotSpotter alert. A 23-year-old male and a 22-year-old female, both of Cambridge, sustained non-fatal gunshot wounds. Multiple shell casings and bullet fragments recovered. Two arrests made in connection with incident so far.

Shots Fired on 1/25 at 9:20pm
Field St & Fern St
No ShotSpotter alert. Shell casings recovered. No injuries reported.

Shots Fired on 2/1 at 4:12pm
Pine St & Washington St
No ShotSpotter alert. Shell casings recovered. No injuries reported.

Shots Fired on 6/26 at 10:37pm
Newtowne Court
No ShotSpotter alert. Shell casings and bullet fragment recovered. No injuries reported.

Shooting Type

- Shooting w/ Victim(s)
- Shots Fired (no victims)

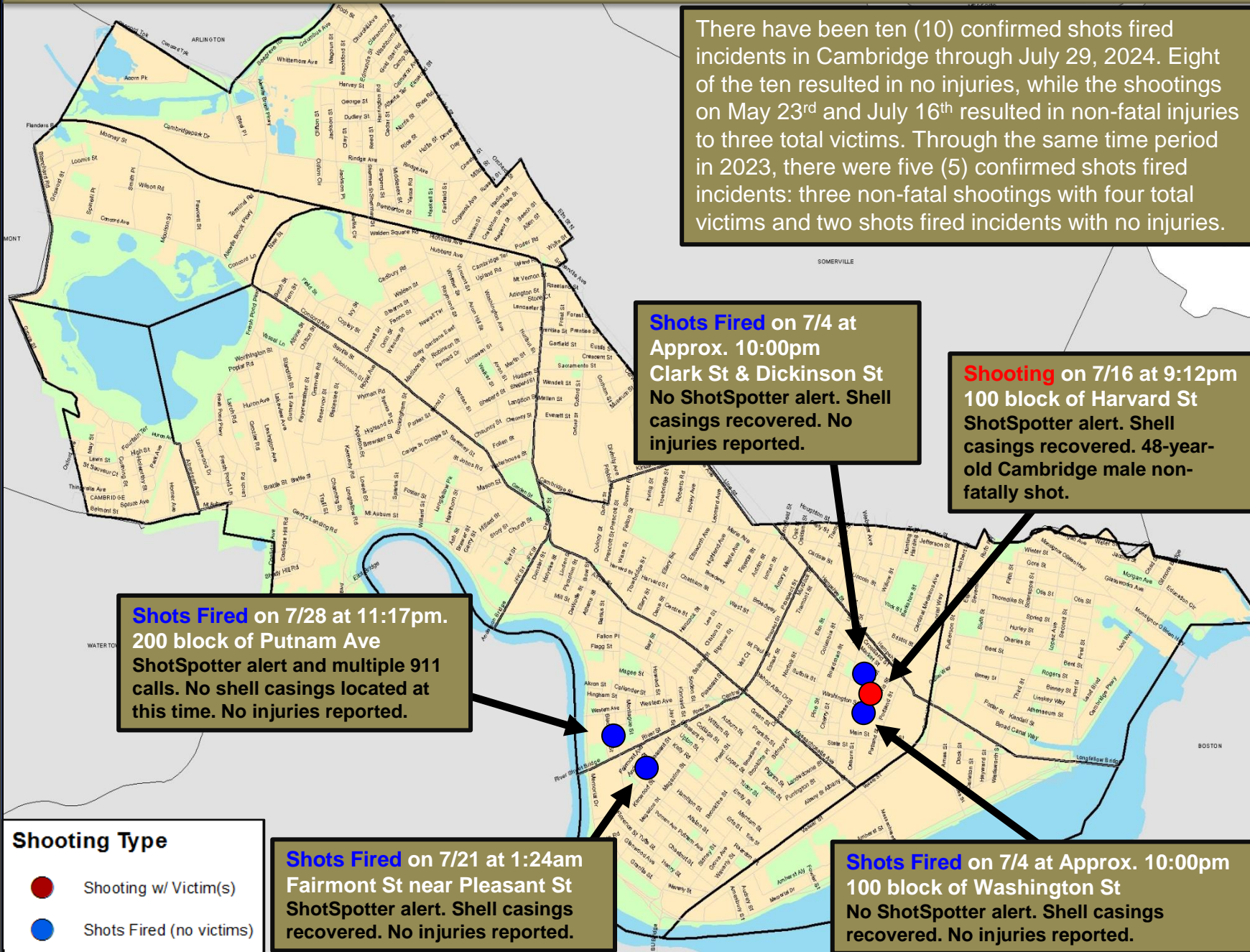


Shootings & Shots Fired in Cambridge: 7.1.24 – 7.29.24 (Second Half of 2024)

Cambridge Police BridgeStat

July 2024

There have been ten (10) confirmed shots fired incidents in Cambridge through July 29, 2024. Eight of the ten resulted in no injuries, while the shootings on May 23rd and July 16th resulted in non-fatal injuries to three total victims. Through the same time period in 2023, there were five (5) confirmed shots fired incidents: three non-fatal shootings with four total victims and two shots fired incidents with no injuries.



Shots Fired on 7/4 at Approx. 10:00pm
Clark St & Dickinson St
No ShotSpotter alert. Shell casings recovered. No injuries reported.

Shooting on 7/16 at 9:12pm
100 block of Harvard St
ShotSpotter alert. Shell casings recovered. 48-year-old Cambridge male non-fatally shot.

Shots Fired on 7/28 at 11:17pm.
200 block of Putnam Ave
ShotSpotter alert and multiple 911 calls. No shell casings located at this time. No injuries reported.

Shots Fired on 7/21 at 1:24am
Fairmont St near Pleasant St
ShotSpotter alert. Shell casings recovered. No injuries reported.

Shots Fired on 7/4 at Approx. 10:00pm
100 block of Washington St
No ShotSpotter alert. Shell casings recovered. No injuries reported.

Shooting Type

- Shooting w/ Victim(s)
- Shots Fired (no victims)



Robbery

No Patterns

- The five-year average for overall robbery in Cambridge for the first seven months of the year is 59 incidents. Through July 29th of 2024, 56 robberies were recorded, which translates to a 5% drop below the projected total and a 33% decline below the 83 robberies counted for the first seven months of 2023.
- No commercial robberies were reported anywhere in Cambridge in July. Therefore, the total year-to-date in 2024 remains at ten. This total is now down 14 incidents (-58%) from the 24 robberies reported through July 29th in 2023 and is down four incidents (-29%) from the five-year average of 14. All ten robberies reported year-to-date have been unrelated, but eight of the ten did involve shoplifting incidents across the city that escalated into robberies.
- The first bank robbery of the year was reported on June 5th at the TD Bank in Central Square. The two suspects were arrested as they attempted to flee the area.
- Street robberies year-to-date in 2024 are down 13 incidents (-22%) from the 59 reported through this time in 2023 and are up one incident (+2%) above the five-year average of 45. Six incidents citywide so far in 2024 have resulted in an arrest, and suspects have been identified in at least 14 others.
- There have been no active street robbery patterns reported in Cambridge thus far in 2024, but multiple incidents in the Central Square area have involved unhoused individuals as victims and/or suspects. There have also been a few reports of robberies involving juvenile suspects in recent months, but it is unknown if any are related at this time.
- After seeing a relatively quiet start to the year in Central Square, robbery activity began to pick up in this area in March. Seventeen of the 27 street robberies reported since May 1 have taken place in Central Square, bringing the total reported in and around the Square this year to 26, which is 57% of the 46 street robberies reported citywide. This is similar to a trend seen in this area that began in 2021 and continued throughout all of 2022 and much of 2023.

Percent Change

Last 4 Weeks

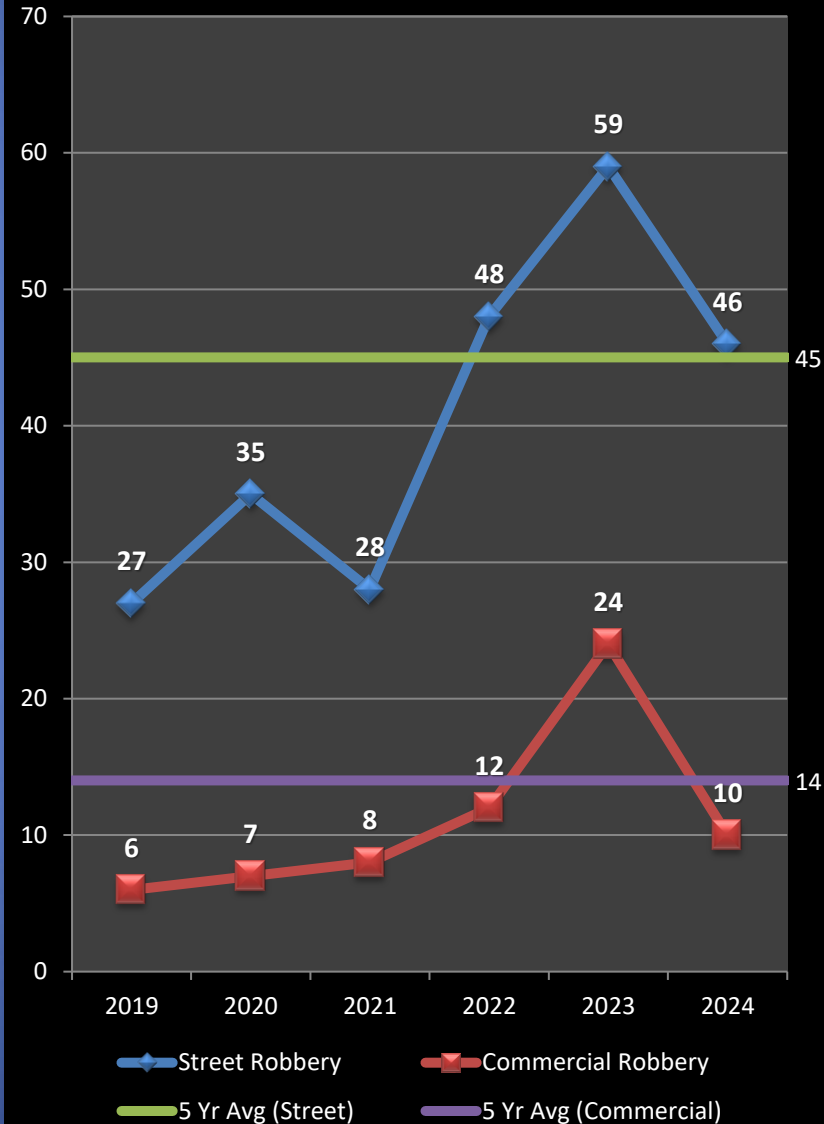
0%

Previous Year

-33%

5-Year Average

-5%

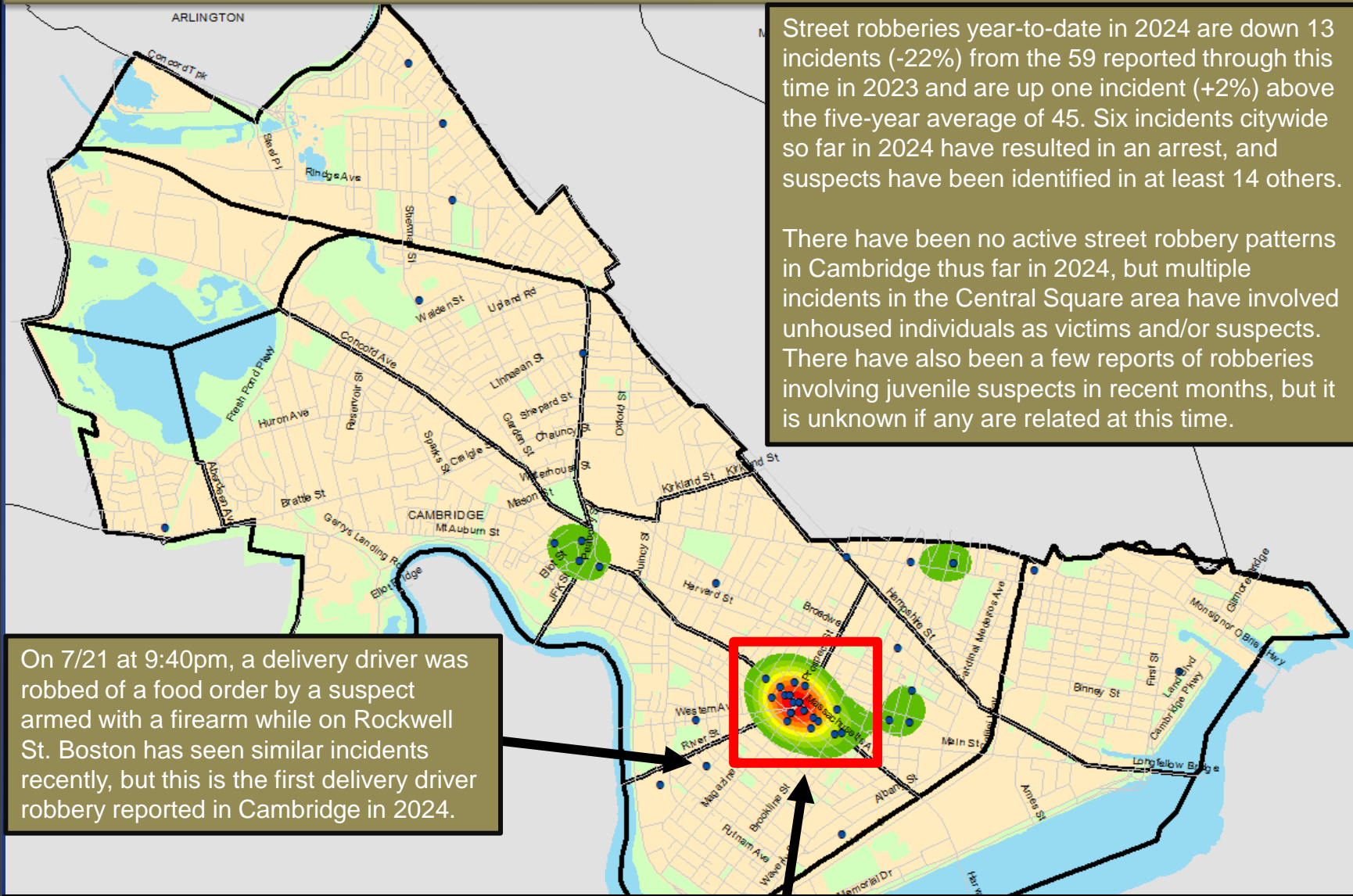




Geographic Breakdown of Street Robberies: 1.1.24 – 7.29.24

Cambridge Police BridgeStat

July 2024



Street robberies year-to-date in 2024 are down 13 incidents (-22%) from the 59 reported through this time in 2023 and are up one incident (+2%) above the five-year average of 45. Six incidents citywide so far in 2024 have resulted in an arrest, and suspects have been identified in at least 14 others.

There have been no active street robbery patterns in Cambridge thus far in 2024, but multiple incidents in the Central Square area have involved unhoused individuals as victims and/or suspects. There have also been a few reports of robberies involving juvenile suspects in recent months, but it is unknown if any are related at this time.

On 7/21 at 9:40pm, a delivery driver was robbed of a food order by a suspect armed with a firearm while on Rockwell St. Boston has seen similar incidents recently, but this is the first delivery driver robbery reported in Cambridge in 2024.

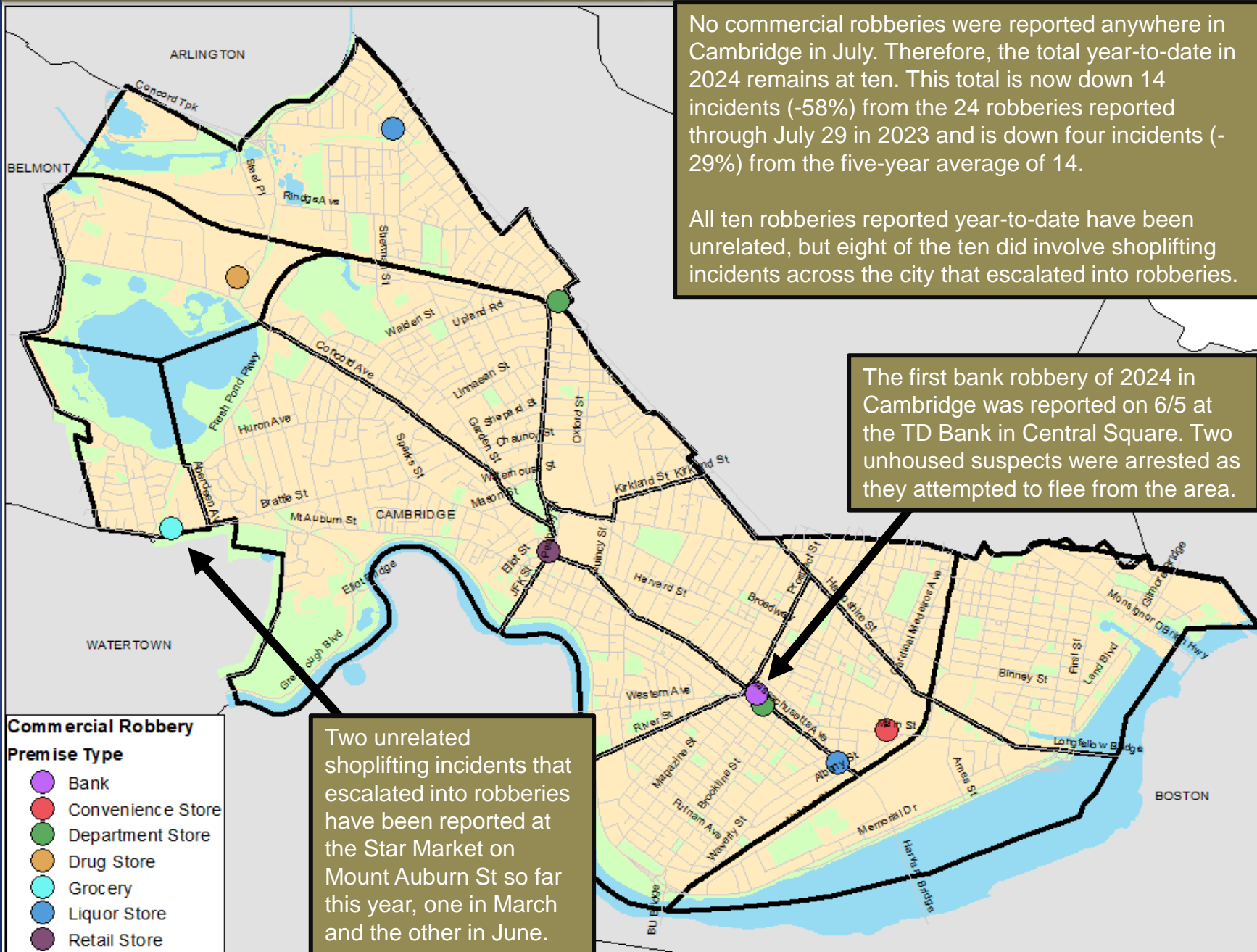
After seeing a relatively quiet start to the year in Central Square, robbery activity began to pick up in this area in March. Seventeen of the 27 street robberies reported since May 1 have taken place in Central Square, bringing the total reported in and around the Square this year to 26, which is 57% of the 46 street robberies reported citywide. This is similar to a trend seen in this area that began in 2021 and continued throughout all of 2022 and much of 2023.



Geographic Breakdown of Commercial Robberies: 1.1.24 – 7.29.24

Cambridge Police BridgeStat

July 2024





Burglary

No Pattern

Percent Change

Last 4 Weeks

-21%

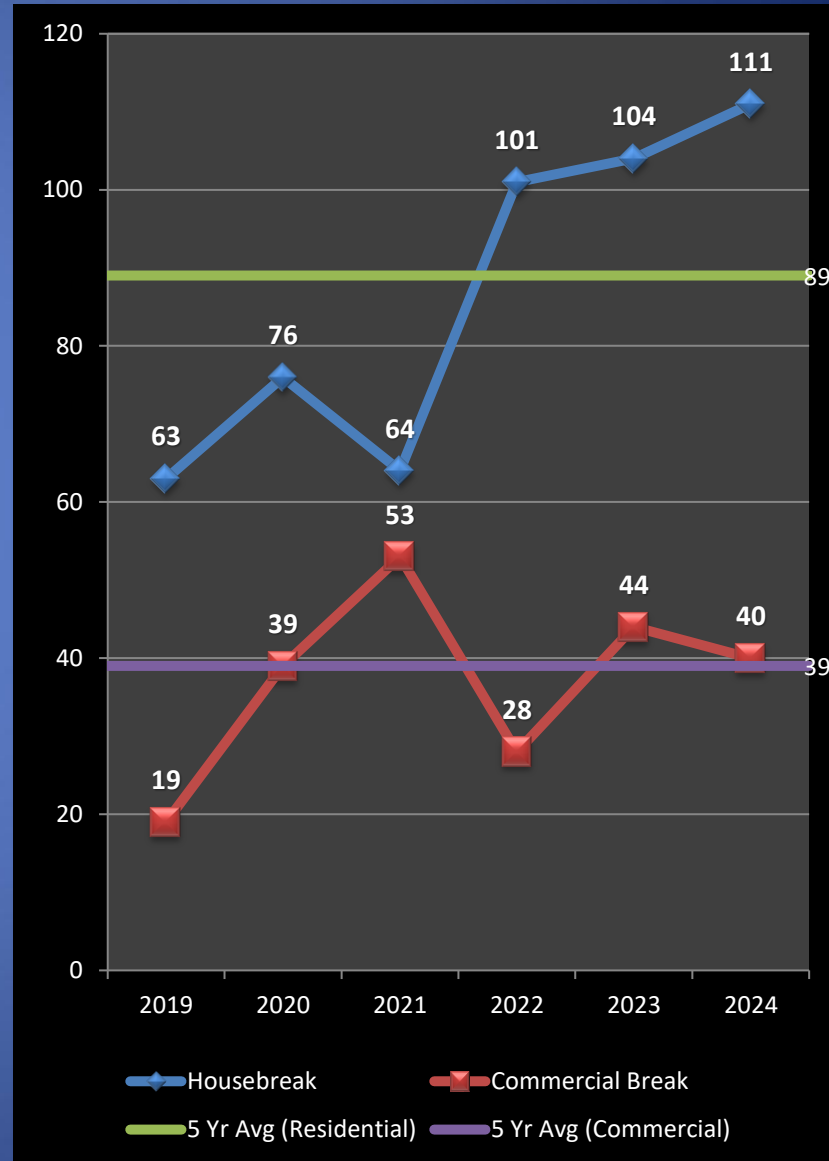
Previous Year

+2%

5-Year Average

+18%

- The property index crime of burglary, the combination of residential and commercial breaks, has recorded an increase of 2% through July 29th of 2024 when compared to the 148 reported through the same time in 2023. The total of 151 incidents reported year-to-date is also up 18% when compared with the five-year average of 128.
- Housebreaks have had a slight impact on our property crime numbers this year due to an 7% rise thus far in 2024, with incidents rising from 104 breaks during the first seven months of 2023 to 111 this year. This activity, which had dropped off during the first five months of the year, saw a spike in June but decreased again with only 13 incidents in July. We continue to monitor a sporadic series of housebreaks that occurred mostly along neighborhoods that border Somerville, but it appears that this activity has slowed considerably.
- Of the 13 incidents that occurred in the month of July, two were domestic related and two were attempts with no entry gained. Eleven of the 13 incidents took place in the lower half of the city, with Cambridgeport and Riverside each recording three incidents.
- Conversely, commercial breaks are down by four incidents (-9%) this year, dropping from 44 incidents through the first seven months of 2023 to 40 year-to-date in 2024. There were two related commercial breaks overnight from 1/24-1/25 in North Cambridge, where two females broke into a Dunkin Donuts and an office. One of the parties was arrested in Boston and has been connected to other regional breaks. There were also two related commercial breaks that occurred overnight from 4/11-4/12 in two neighboring businesses in East Cambridge.
- There was a sporadic series of commercial breaks targeting copper at construction sites in North Cambridge earlier this year. One street in this neighborhood experienced four breaks since January, with the most recent two occurring at the end of May. Two parties have possibly been identified in connection with the two May breaks. It is unknown if the previous incidents are related.

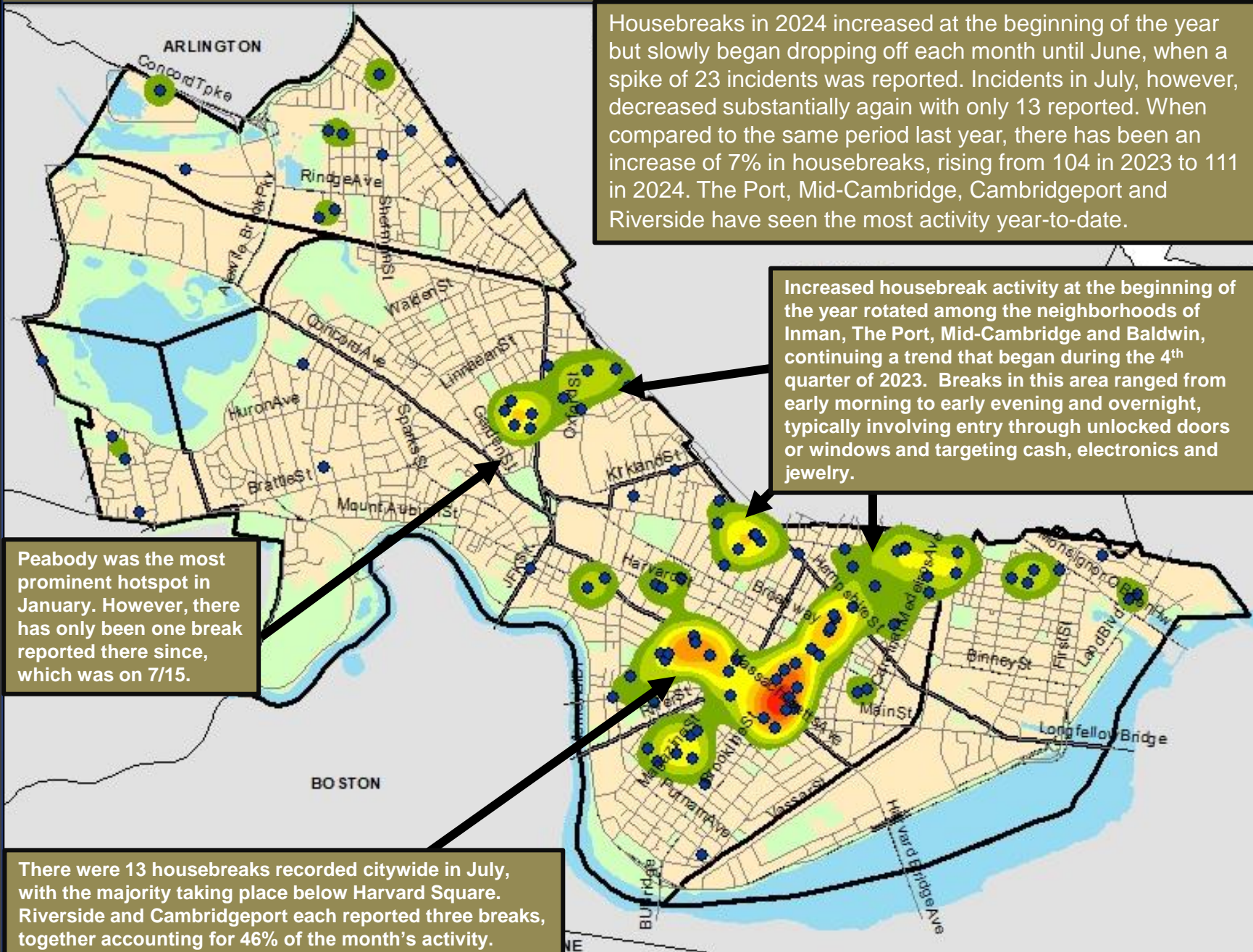




Geographic Breakdown of Housebreaks: 1.1.24 – 7.29.24

Cambridge Police BridgeStat

July 2024



Housebreaks in 2024 increased at the beginning of the year but slowly began dropping off each month until June, when a spike of 23 incidents was reported. Incidents in July, however, decreased substantially again with only 13 reported. When compared to the same period last year, there has been an increase of 7% in housebreaks, rising from 104 in 2023 to 111 in 2024. The Port, Mid-Cambridge, Cambridgeport and Riverside have seen the most activity year-to-date.

Increased housebreak activity at the beginning of the year rotated among the neighborhoods of Inman, The Port, Mid-Cambridge and Baldwin, continuing a trend that began during the 4th quarter of 2023. Breaks in this area ranged from early morning to early evening and overnight, typically involving entry through unlocked doors or windows and targeting cash, electronics and jewelry.

Peabody was the most prominent hotspot in January. However, there has only been one break reported there since, which was on 7/15.

There were 13 housebreaks recorded citywide in July, with the majority taking place below Harvard Square. Riverside and Cambridgeport each reported three breaks, together accounting for 46% of the month's activity.



Geographic Breakdown of Commercial Breaks: 1.1.24 – 7.29.24





LARCENY

No Patterns

- Preliminary stats indicate that overall larceny year-to-date in 2024 is registering at 1,371 incidents, 7% above this time in 2023. The total of 1,371 larcenies reported in 2024 is also 23% above the 5-year average of 1,117 incidents.
- The larceny from motor vehicle total through July 29th in 2024 is 156 incidents, 20% below the same time frame in 2023. The decrease in 2024 compared to last year can be partly attributed to a drop in catalytic converter thefts. Through July in 2023, there had been 21 catalytic converter thefts reported, while so far in 2024, there have been none.
- Through July 29, 2024, there were 46 larcenies from the person reported in Cambridge, down 21% (12 incidents) when compared to the same time period in 2023. Central Square has had the largest number of thefts with 20 incidents so far this year.
- There have been 121 larcenies from buildings reported through July 29, 2024. This total is three incidents (2%) less than the same time period last year and 10 incidents (9%) more than the five-year average. There are no defined patterns of this crime type in the city at this time.
- Larcenies from residences are up five incidents (2%) in 2024 when compared with 2023. Package thefts have made up the majority of this crime type in recent years and registered even higher than average in 2020-2022 due to the increased volume of deliveries during the pandemic. Package thefts have accounted for 148 (or 65%) of the 226 larcenies from residences thus far in 2024.
- There have been 241 larcenies of bicycles reported through July 29th in 2024. This total is 66 incidents (21%) below the total through the same time period in 2023 and 35 incidents (13%) below the five-year average of 276. The top neighborhoods for bike thefts so far this year have been The Port with 44 followed by North Cambridge with 30.

Percent Change

Last 4 Weeks

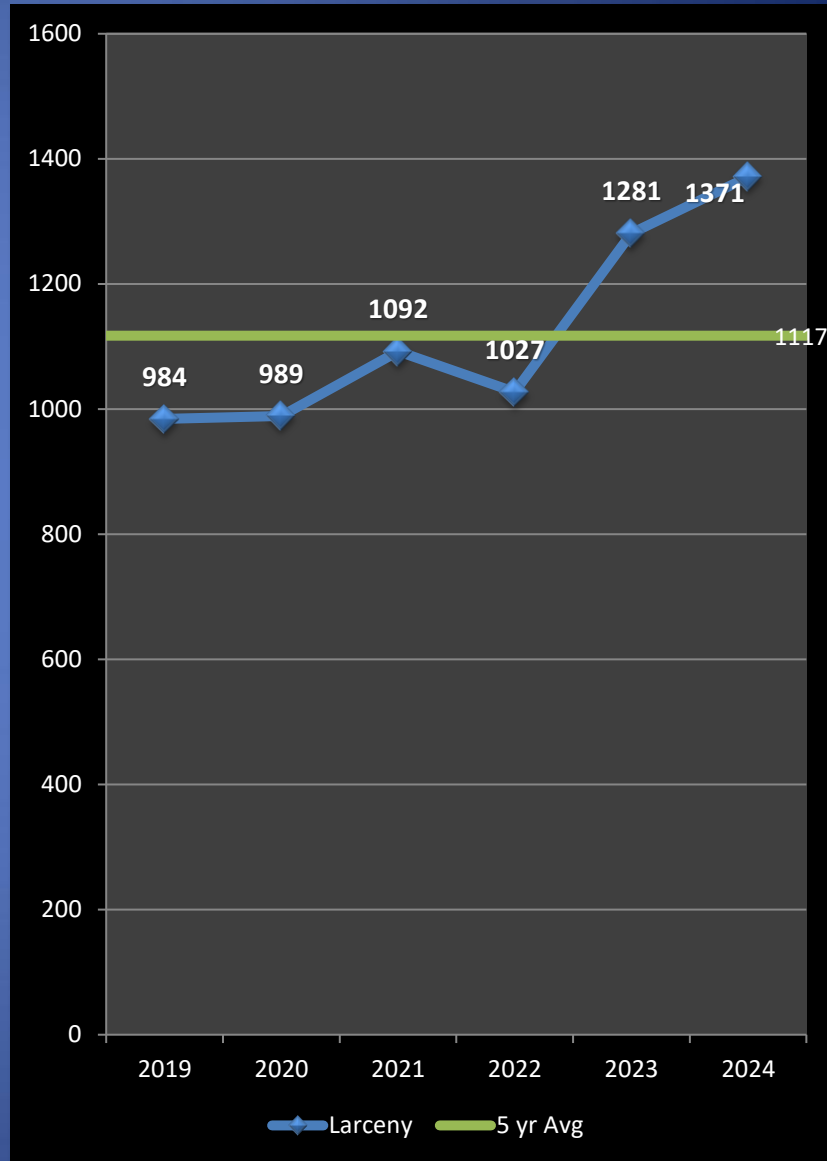
+2%

Previous Year

+7%

5-Year Average

+23%





LARCENY From MV

No Patterns

- The larceny from motor vehicle total for the first seven months of 2024 is 156 incidents, which is 20% (39 incidents) below the total for the same time period in 2023. The 156 thefts from cars reported through July 29th also indicates a decrease of 60 incidents (-28%) below the 216 car breaks forecasted for the first seven months of the year.
- The neighborhoods with the highest larceny from motor vehicle totals through July of 2024 are: Cambridgeport (26), Inman/Harrington (25), The Port (22), and North Cambridge (18).
- Comparing the last four weeks (July) to the previous four (June), there was a 30% increase in larcenies from motor vehicles, with seven more incidents reported.
- Of the 156 incidents reported thus far in 2024, 75 (48%) were entered via unknown means and 62 vehicles (40%) were left unlocked at the time of the theft.
- A Somerville man was arrested on 4/8 and is believed to be responsible for numerous larcenies from motor vehicles in the Mid-Cambridge area. The same Somerville man was arrested on 5/30 in Somerville and once again is believed to be responsible for a number of car breaks in the Cambridgeport area around the time of his arrest.

Percent Change

Last 4 Weeks

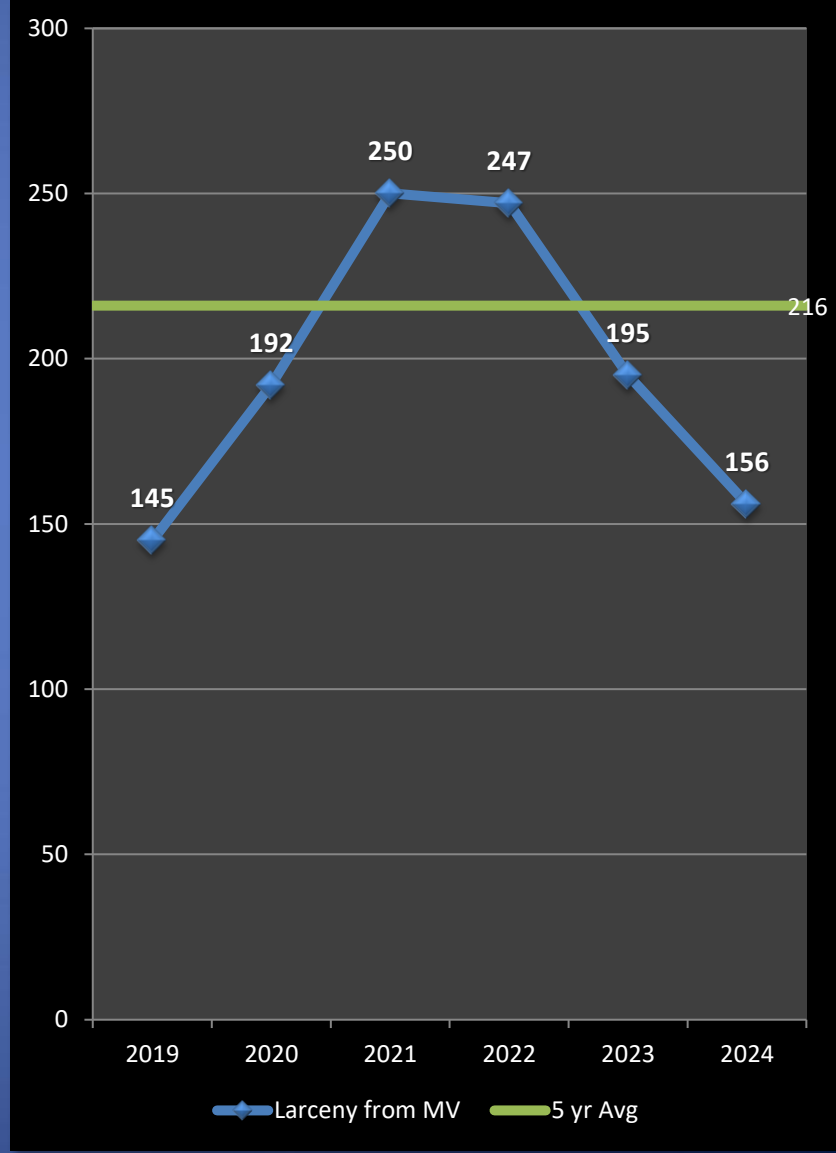
+30%

Previous Year

-20%

5-Year Average

-28%

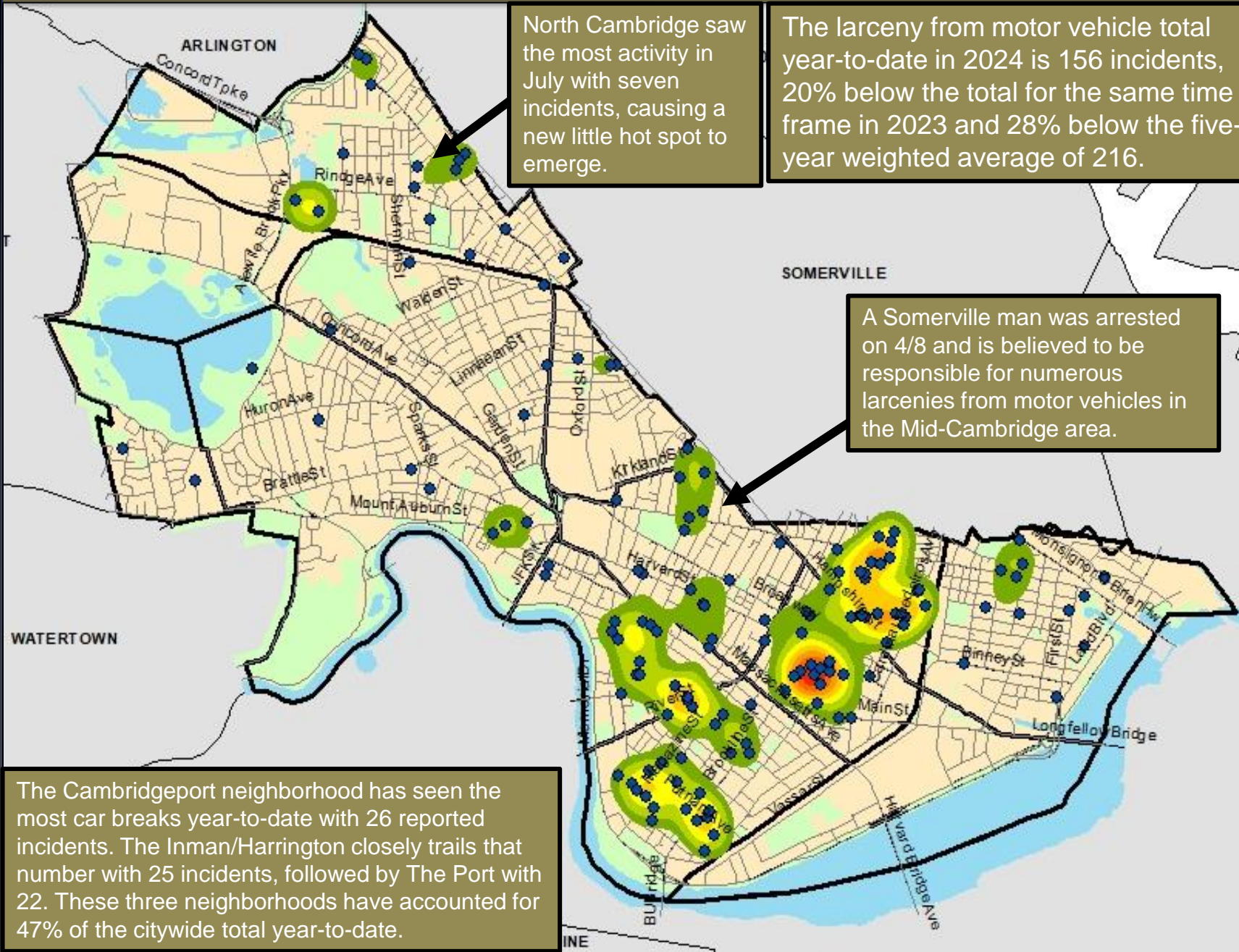




Geographic Breakdown of Larceny from Motor Vehicles: 1.1.24 – 7.29.24

Cambridge Police BridgeStat

July 2024



North Cambridge saw the most activity in July with seven incidents, causing a new little hot spot to emerge.

The larceny from motor vehicle total year-to-date in 2024 is 156 incidents, 20% below the total for the same time frame in 2023 and 28% below the five-year weighted average of 216.

A Somerville man was arrested on 4/8 and is believed to be responsible for numerous larcenies from motor vehicles in the Mid-Cambridge area.

The Cambridgeport neighborhood has seen the most car breaks year-to-date with 26 reported incidents. The Inman/Harrington closely trails that number with 25 incidents, followed by The Port with 22. These three neighborhoods have accounted for 47% of the citywide total year-to-date.



LARCENY from Person

No Patterns

- Larcenies from the person through July 29, 2024, declined by 12 incidents (21%) compared to the same time period in 2023 and was 14 incidents (23%) below the five-year average of 60 incidents. Six thefts were reported in the past four weeks (July), which was one more than the previous four weeks (June).
- 20 of the 46 incidents year-to-date in 2024 took place in Central Square. The other incidents took place throughout the city, with Harvard Square registering seven incidents, followed by Porter Square with five, East Cambridge, Inman Square, and Bay Square with three each, 1500-1900 Mass Ave with two, and one each for Cambridgeport /Riverside, Alewife/ West Cambridge, and Kendall/MIT.
- In recent years, higher numbers in Central Square have mainly been due to grab-and-run situations. However, only five incidents of this nature have taken place in Central Square year-to-date. Another common situation involves individuals who are unhoused whose property may have been stolen while they were asleep or otherwise distracted; this has accounted for seven incidents in this area so far this year. Pocket-picking thefts have also accounted for five incidents in Central Square this year.

Percent Change

Last 4 Weeks

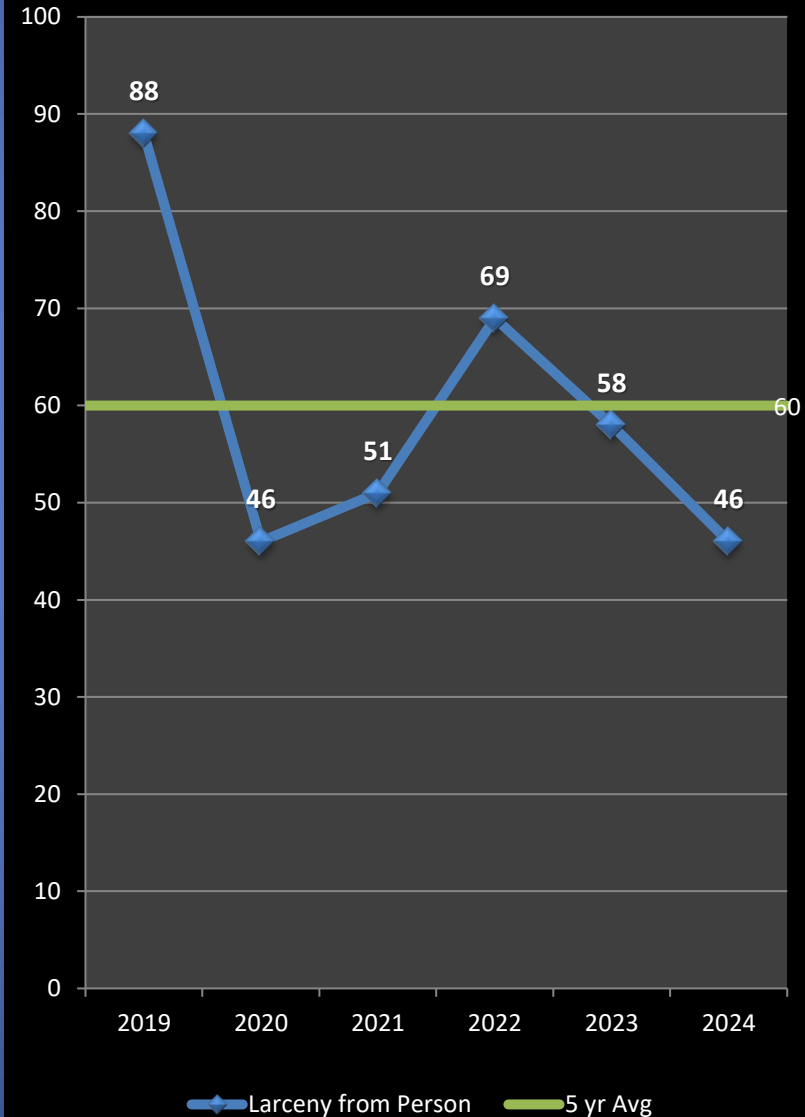
+20%

Previous Year

-21%

5-Year Average

-23%





LARCENY of Bicycle

No Patterns

- There have been 241 bicycle thefts reported citywide in the first seven months of 2024, down 21% from the 307 reported during the same time period in 2023. Additionally, the 2024 total year-to-date is registering at 13% below the five-year average of 276.
- The most recent four weeks (July) saw a 10% increase in bike thefts when compared with the previous four weeks (June), with four more thefts reported this month. This is an expected trend as warmer weather typically leads to increased ridership and more opportunities for theft. However, bike theft numbers are still registering lower than expected for the summer months this year.
- Of the 241 bike thefts reported in 2024, 189 (78%) were reportedly locked at the time of the theft.

Top Neighborhoods for Bike Thefts in 2024:

Neighborhood	YTD Total	% Citywide
The Port	44	18%
North Cambridge	30	12%
Cambridgeport	28	12%
Riverside	27	11%

Percent Change

Last 4 Weeks

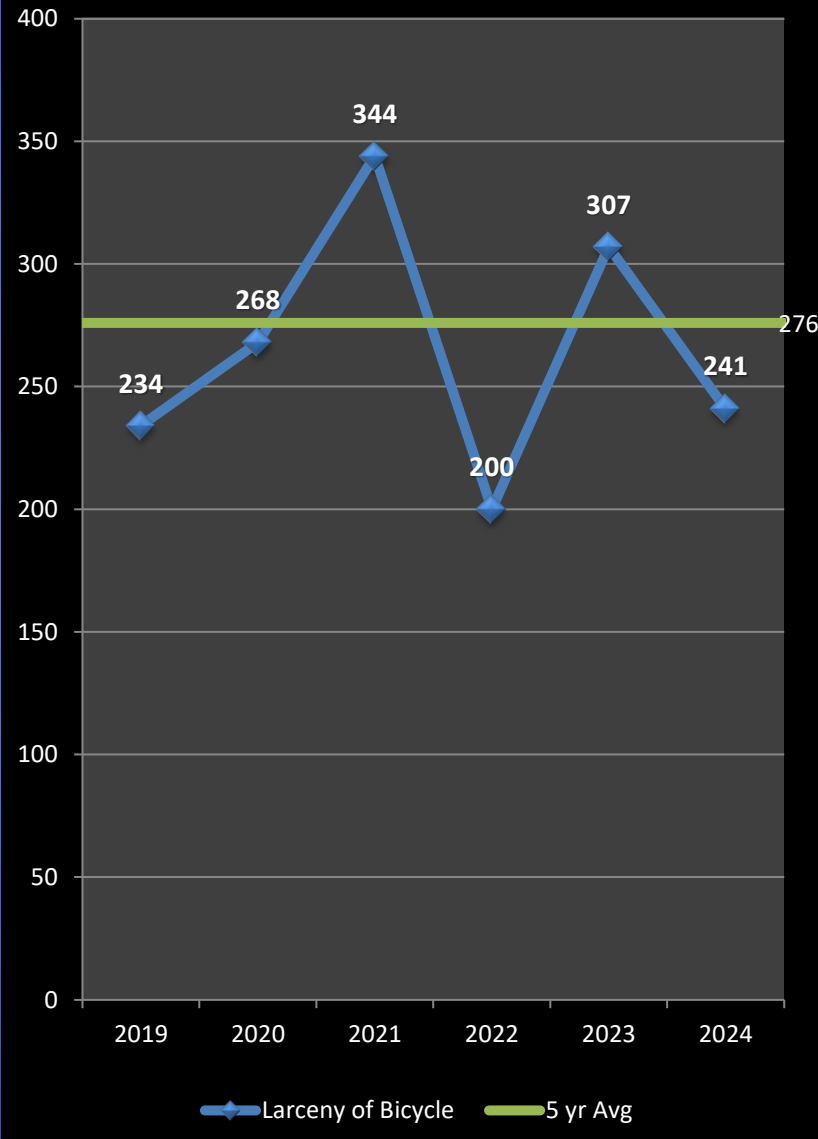
Previous Year

5-Year Average

+10%

-21%

-13%

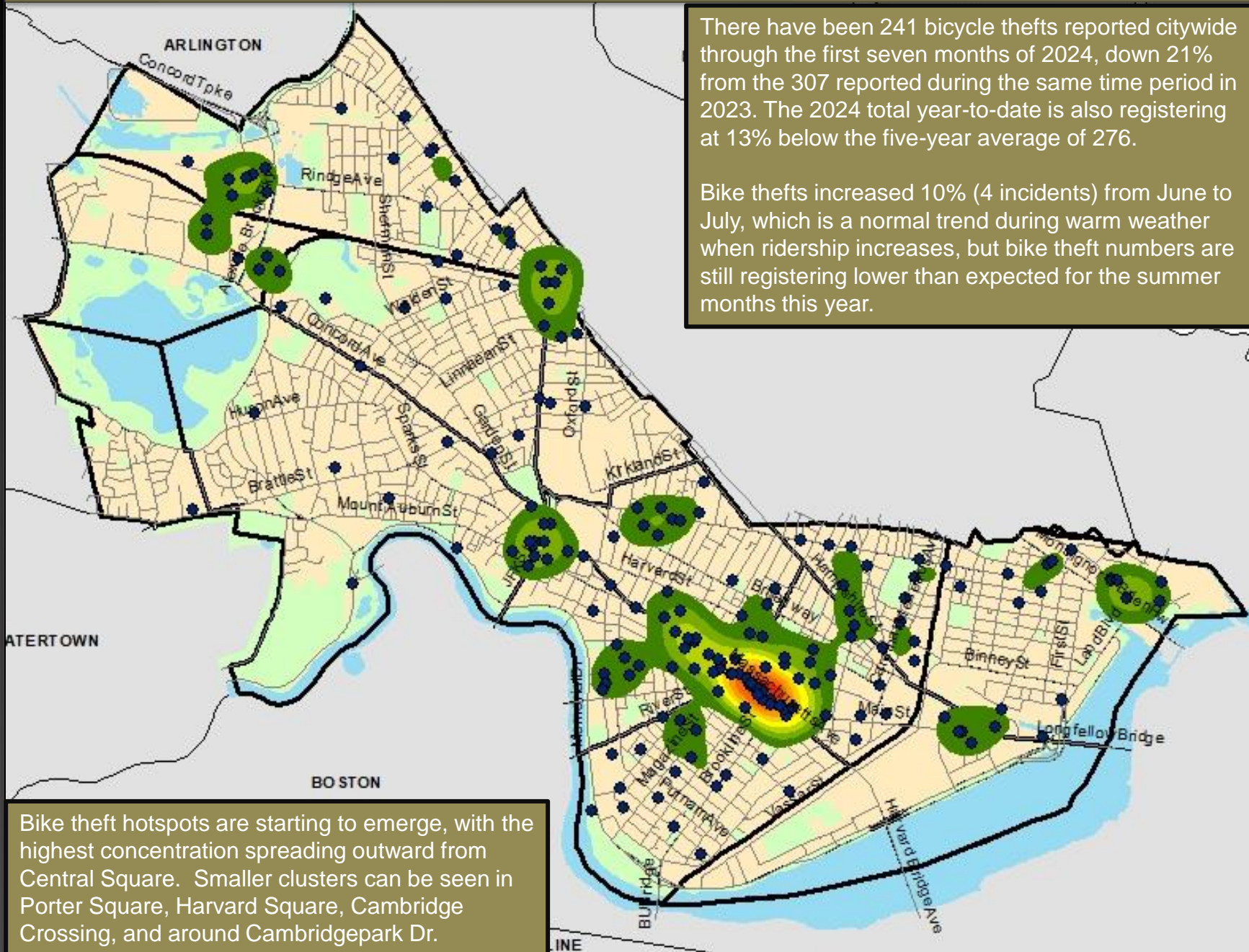




Geographic Breakdown of Bicycle Thefts: 1.1.24 – 7.29.24

Cambridge Police BridgeStat

July 2024



There have been 241 bicycle thefts reported citywide through the first seven months of 2024, down 21% from the 307 reported during the same time period in 2023. The 2024 total year-to-date is also registering at 13% below the five-year average of 276.

Bike thefts increased 10% (4 incidents) from June to July, which is a normal trend during warm weather when ridership increases, but bike theft numbers are still registering lower than expected for the summer months this year.

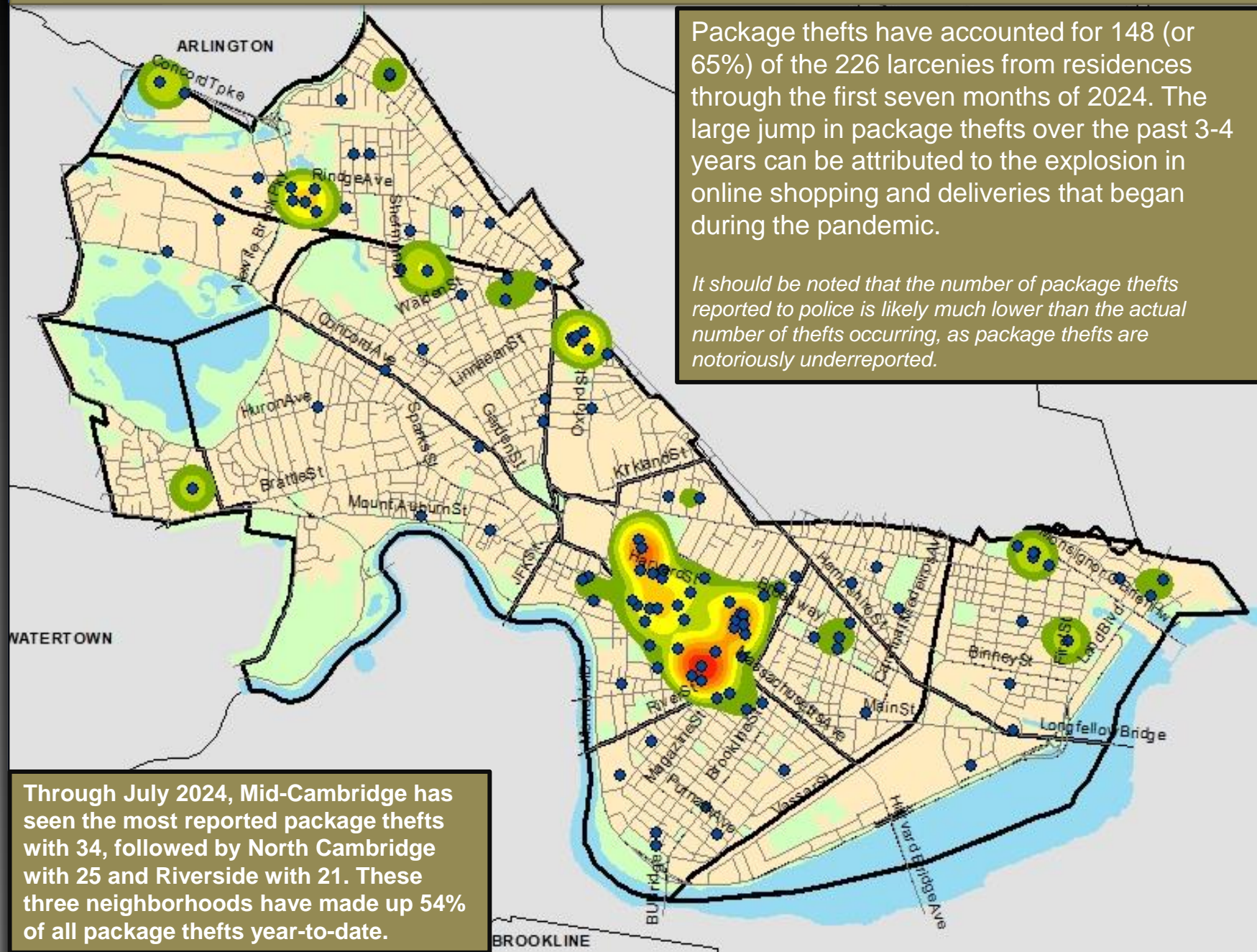
Bike theft hotspots are starting to emerge, with the highest concentration spreading outward from Central Square. Smaller clusters can be seen in Porter Square, Harvard Square, Cambridge Crossing, and around Cambridgepark Dr.



Geographic Breakdown of Package Thefts: 1.1.24 – 7.29.24

Cambridge Police BridgeStat

July 2024



Package thefts have accounted for 148 (or 65%) of the 226 larcenies from residences through the first seven months of 2024. The large jump in package thefts over the past 3-4 years can be attributed to the explosion in online shopping and deliveries that began during the pandemic.

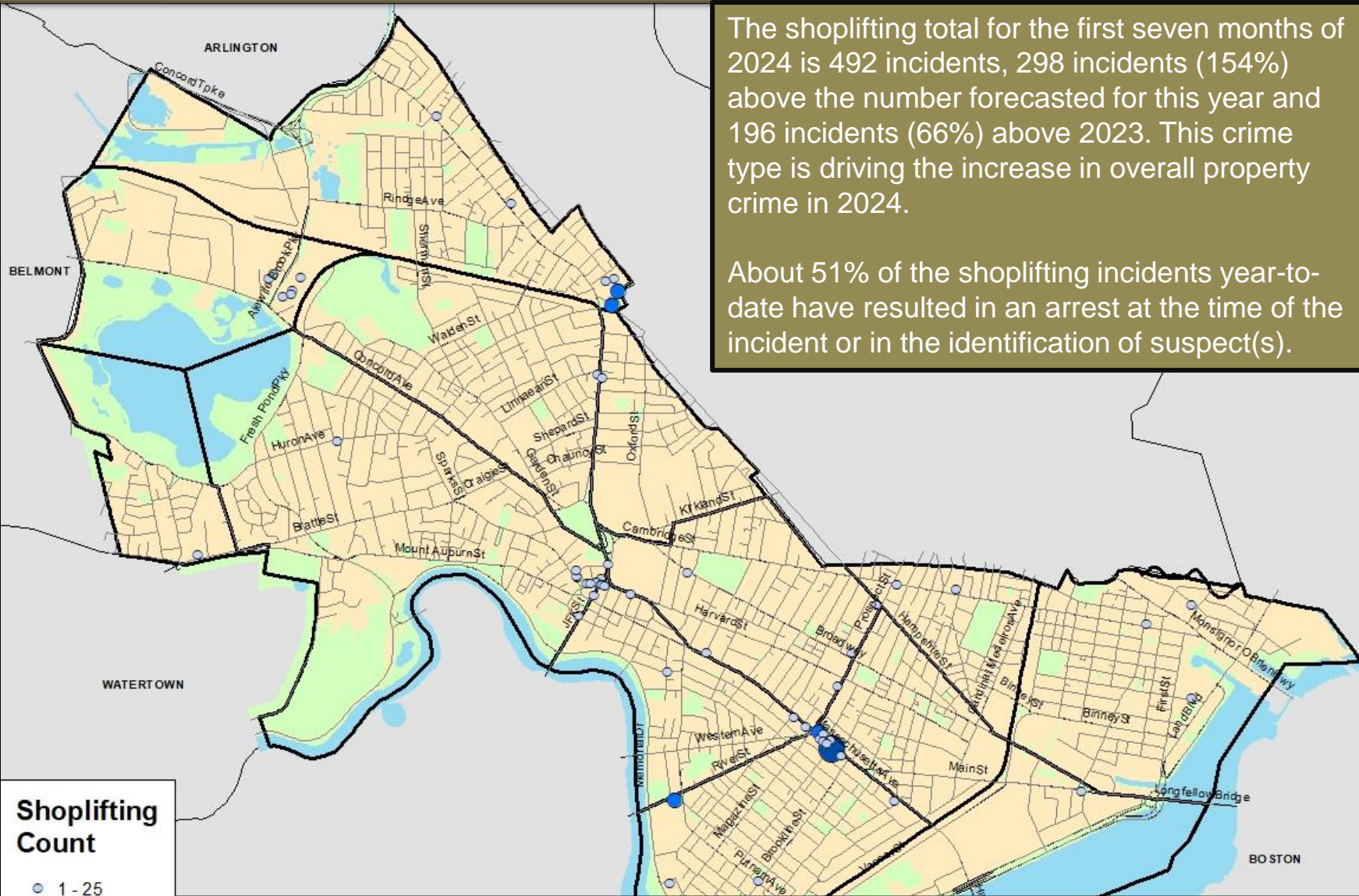
It should be noted that the number of package thefts reported to police is likely much lower than the actual number of thefts occurring, as package thefts are notoriously underreported.

Through July 2024, Mid-Cambridge has seen the most reported package thefts with 34, followed by North Cambridge with 25 and Riverside with 21. These three neighborhoods have made up 54% of all package thefts year-to-date.

BROOKLINE



Geographic Breakdown of Shoplifting: 1.1.24 – 7.29.24



Shoplifting Count

- 1 - 25
- 26 - 79
- 80 - 118
- 119 - 158

The shoplifting total for the first seven months of 2024 is 492 incidents, 298 incidents (154%) above the number forecasted for this year and 196 incidents (66%) above 2023. This crime type is driving the increase in overall property crime in 2024.

About 51% of the shoplifting incidents year-to-date have resulted in an arrest at the time of the incident or in the identification of suspect(s).

Target in Central Sq has reported the most shoplifting incidents so far in 2024 with 158 thefts, followed by the Walgreens on River St with 46, the Walgreens in Central Square with 36, and the Target in Porter Square with 30. Overall, 10 different locations throughout the city have reported more than 10 instances of shoplifting in 2024.



AUTO THEFT

No Patterns

- The five-year weighted average for auto thefts through the first seven months of the year is 73, and with 67 reported so far in 2024, Cambridge has experienced a decrease of 8% below the expected total. Auto thefts are also down 21% (18 incidents) when compared to the first seven months of 2023.
- When comparing the most recent four weeks (July) to the previous four weeks (June), auto thefts have decreased by six incidents (50%).
- The neighborhood breakdown for auto theft totals so far in 2024 is as follows: The Port – 12; Cambridgeport – 10; Peabody – 9; East Cambridge – 8; North Cambridge – 8; Mid-Cambridge – 6; Riverside – 5; West Cambridge- 3; Strawberry Hill – 2; Inman/Harrington – 2; Agassiz – 1 and Highlands – 1.
- As to be expected during the warmer weather, there has been an increase in the thefts of two-wheeled vehicles over the past few of months.
- There have been a few thefts reported so far in 2024 where the operator left the vehicle unlocked and often running in order to deliver a package or grab food. When the victim returned, the vehicle was gone.
- 23 of the 67 motor vehicles stolen in 2024 have been recovered to date.

Percent Change

Last 4 Weeks

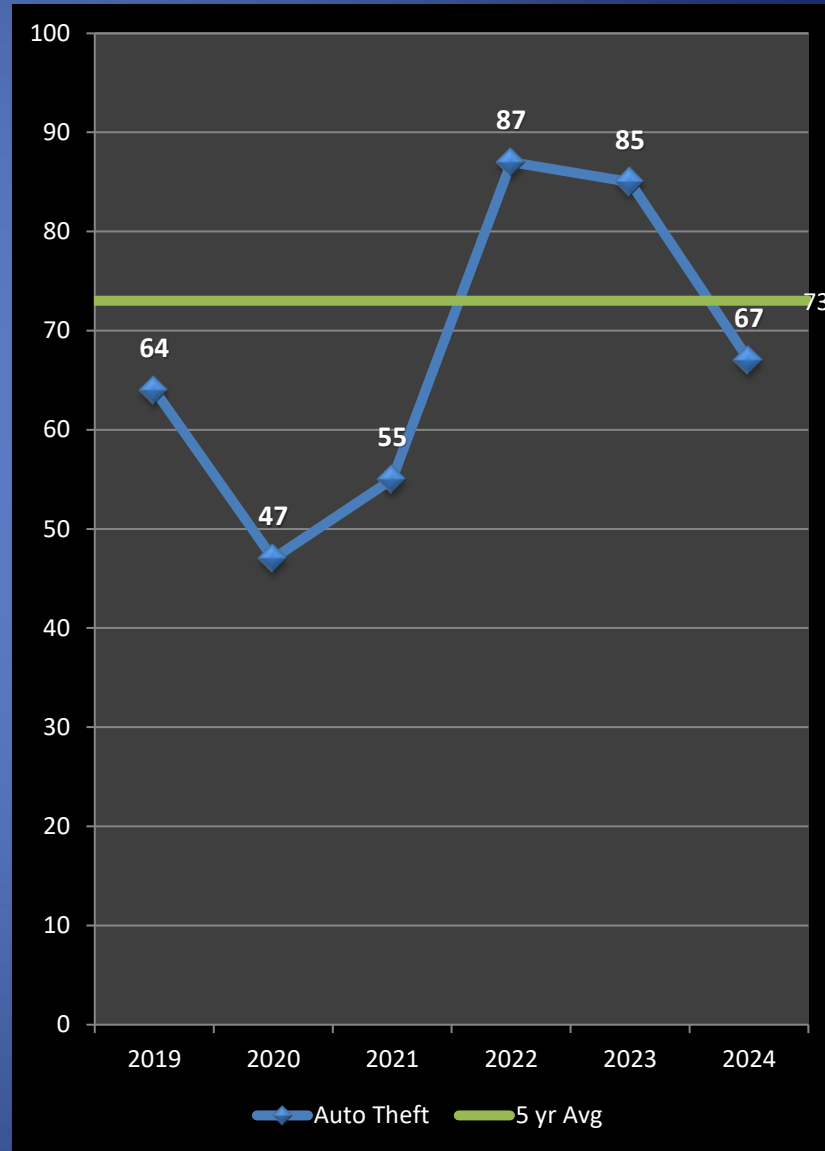
-50%

Previous Year

-21%

5-Year Average

-8%

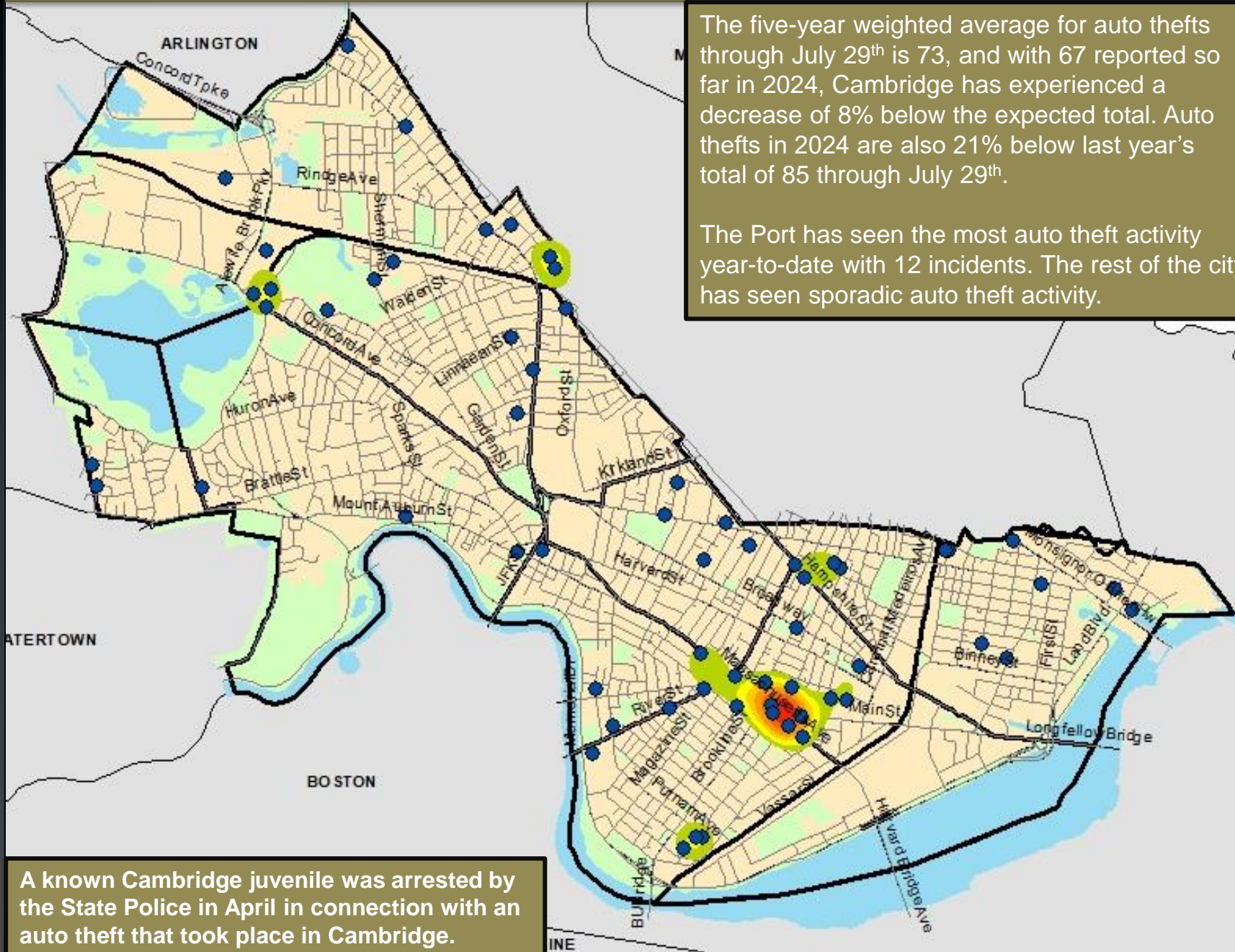




Geographic Breakdown of Auto Thefts: 1.1.24 – 7.29.24

Cambridge Police BridgeStat

July 2024



The five-year weighted average for auto thefts through July 29th is 73, and with 67 reported so far in 2024, Cambridge has experienced a decrease of 8% below the expected total. Auto thefts in 2024 are also 21% below last year's total of 85 through July 29th.

The Port has seen the most auto theft activity year-to-date with 12 incidents. The rest of the city has seen sporadic auto theft activity.

A known Cambridge juvenile was arrested by the State Police in April in connection with an auto theft that took place in Cambridge.



Help Prevent Crime

And keep yourself informed!

To receive information from the CPD:

- Sign up with for the **Cambridge Alert Network**, to receive alerts about emerging crime patterns, neighborhood meetings, and crime prevention tips, by visiting www.CambridgeMa.gov/AlertNetwork.
- “Like” the Cambridge Police Department on Facebook at www.facebook.com/CambridgePolice
- Follow [@CambridgePolice](https://twitter.com/CambridgePolice) on Twitter.
- Visit our website at www.CambridgePolice.org for valuable information and reports including the Daily Log and BridgeStat, which is published on the first Friday of every month.
- Download our “MyPD” smartphone app at www.CambridgePolice.org/MyPD.

To Share Information with the CPD:

- Call our Non-Emergency Telephone Number at **617-349-3300**.
 - Every call for service generates a police response, so help drive our resources by reporting things that seem suspicious or out of the ordinary.
- Send an Anonymous TEXT-A-TIP:
 - Send an ANONYMOUS text message to **Tip411 (847411)**. Begin your message with Tip650 and then type your message. You will receive a response from the Cambridge Police with the option to continue communicating. Please remember that this is not a replacement for 9-1-1. **If you witness an emergency situation, please call 9-1-1 immediately.**
- Send an Anonymous Crime Tip E-Mail at www.CambridgePolice.org/Tips