



Cambridge Police Department BridgeStat

June 2024

Produced by the Crime Analysis Unit



Part I Total Crime

An analysis of the serious crime statistics for the first half of 2024 points to a 0% increase in the Part One index total for Cambridge when compared with the first six months of 2023. Through July 1st of 2024, there were 1,534 serious crimes reported in the City. For the same time period in 2023, the combined total for Murder, Rape, Robbery, Aggravated Assault, Burglary, Larceny & Auto theft was 1,532 incidents, just two incidents less. However, despite being on par with last year, a 17% rise in the crime index has still been registered when measured against the five-year weighted average.

Further analysis of the crime totals for the first six months of 2024 indicates that violent crimes recorded a 23% decrease when compared to last year. There were zero homicides, 17 rapes, 45 robberies, and 127 aggravated assaults recorded through July 1st of this year.

Conversely, the numbers indicate that property crimes saw a rise, increasing 5% above the 2023 total for the first six months, with 58 more crimes reported in 2024. Despite a 70% rise in shoplifting incidents, an 8% increase in housebreaks, and a 5% rise in larcenies from residences, sizeable reductions in larceny from motor vehicles (-27%) and larceny of bicycles (-27%) were key to keeping the property crime increase relatively small.

When analyzing the serious crime totals of June 2024 versus the previous month of May 2024, there was an increase of 2% in the number of index incidents, with five additional crimes reported in June.

	4 Week Snapshot			Year to Date			Five Year	
	5/7/24 - 6/3/24	6/4/24 - 7/1/24	Change	2023	2024	Change	Avg	Change
Total Violent Crime	31	47	52%	245	189	-23%	186	2%
Total Property Crime	244	233	-5%	1287	1345	5%	1121	20%
Total Part I Crime	275	280	2%	1532	1534	0%	1307	17%



Part I Property Crime

Analysis of property crime totals for the first six months of 2024 reveals a 5% increase when measured against the same time frame in 2023 and a 20% rise above the five-year average of 1,121.

Half of the property crime categories are recording decreases when measured against the first six months of 2023. Notable reductions in larceny from motor vehicles (-27%) and larceny of bicycles (-27%) were able to counter increases in housebreaks (+8%) and shopliftings (+70%), resulting in only a minimal increase for the time period when compared with the same time last year.

	4 Week Snapshot			Year to Date			Five Year	
	5/7/24 - 6/3/24	6/4/24 - 7/1/24	Change	2023	2024	Change	Avg	Change
Burglary	14	27	93%	128	126	-2%	110	15%
Commercial Break	5	6	20%	38	29	-24%	32	-9%
Housebreak	9	21	133%	90	97	8%	78	24%
Larceny	218	198	-9%	1093	1162	6%	951	22%
Larceny (Misc)	14	8	-43%	31	49	58%	28	75%
Larceny from Building	21	19	-10%	103	108	5%	96	13%
Larceny from MV	18	22	22%	171	125	-27%	189	-34%
Larceny from Person	7	5	-29%	46	39	-15%	50	-22%
Larceny from Residence	35	32	-9%	193	202	5%	174	16%
Larceny of Bicycle	49	39	-20%	265	194	-27%	226	-14%
Larceny of Plate	2	1	-50%	24	14	-42%	16	-13%
Larceny of Services	2	3	50%	13	10	-23%	8	25%
Shoplifting	70	69	-1%	247	421	70%	164	157%
Auto Theft	12	8	-33%	66	57	-14%	59	-3%
Total Property Crime	244	233	-5%	1287	1345	5%	1121	20%



Part I Violent Crime

From January 1st to July 1st of 2024, there were 189 violent crimes recorded in Cambridge, 56 incidents (-23%) below last year's total of 245 incidents for the first half of the year and three incidents (2%) above the 186 crimes forecasted through July 1st.

There have been 17 rapes reported in Cambridge through June of 2024, which is down ten incidents from 2023. The 17 rapes reported thus far in 2024 have been categorized as six acquaintance assaults, five contact rapes, two domestic assaults, and four blitz incidents.

The trend observed during the past couple years of a high percentage of aggravated assaults and street robberies occurring in Central Square and on peripheral side streets has slowly begun to re-emerge in the past few months, after a lull in activity in that area during the first two months of 2024. So far, six months into the year, 38 (or 30%) of the 127 aggravated assaults and 21 (or 60%) of the 35 street robberies have been reported in the Central Square area.

The last homicide reported in Cambridge occurred shortly after midnight on November 23, 2023, in the area of 10 Magazine Street in Central Square. Two individuals with gunshot wounds were located and transported to a Boston hospital. One victim, 27-year-old Danasia Greene of Cambridge, was pronounced deceased at the hospital. The second victim, a 26-year-old male from Boston, was treated for non-life-threatening injuries. The incident remains under investigation at this time.

	4 Week Snapshot			Year to Date			Five Year	
	5/7/24 - 6/3/24	6/4/24 - 7/1/24	Change	2023	2024	Change	Avg	Change
Homicide	0	0	IN-CALC	0	0	IN-CALC	0	IN-CALC
Rape	3	4	33%	27	17	-37%	18	-6%
Robbery	8	10	25%	65	45	-31%	47	-4%
Commercial Robbery	1	3	200%	20	10	-50%	12	-17%
Street Robbery	7	7	0%	45	35	-22%	35	0%
Aggravated Assault	20	33	65%	153	127	-17%	121	5%
Total Violent Crime	31	47	52%	245	189	-23%	186	2%



MURDER

No Patterns

- No murders have been reported in Cambridge in 2024 through July 1st.
- Shortly after midnight on November 23, 2023, officers responded to the area of 10 Magazine Street in Central Square. Two individuals with gunshot wounds were located and transported to a Boston hospital. One victim, 27-year-old Danasia Greene of Cambridge, was pronounced deceased at the hospital. The second victim, a 26-year-old male from Boston, was treated for non-life-threatening injuries. This incident marked the first homicide reported in Cambridge in over two years and was the only homicide reported in the City in 2023.* It remains under active investigation at this time.
- There were no murders recorded in Cambridge in all of 2022. This has happened only three other times in the past 20 years—in 2004, 2007, and 2010.
- In the last reported homicide in Cambridge prior to the November 2023 incident, on Saturday 3/27/21, there was a fatal shooting that occurred at approximately 12:40 a.m. on Pemberton Street. The victim was reportedly located unconscious outside his vehicle by a passerby who called 911. The victim was transported to Mount Auburn Hospital where he later died. The victim has been identified as Xavier Louis-Jacques, 19, of Cambridge. The investigation is ongoing.

Please note: The 2023 figure excludes the fatal Cambridge Police officer-involved shooting of Sayed Faisal on January 4, 2023.

Percent Change*

Last 4 Weeks

0%

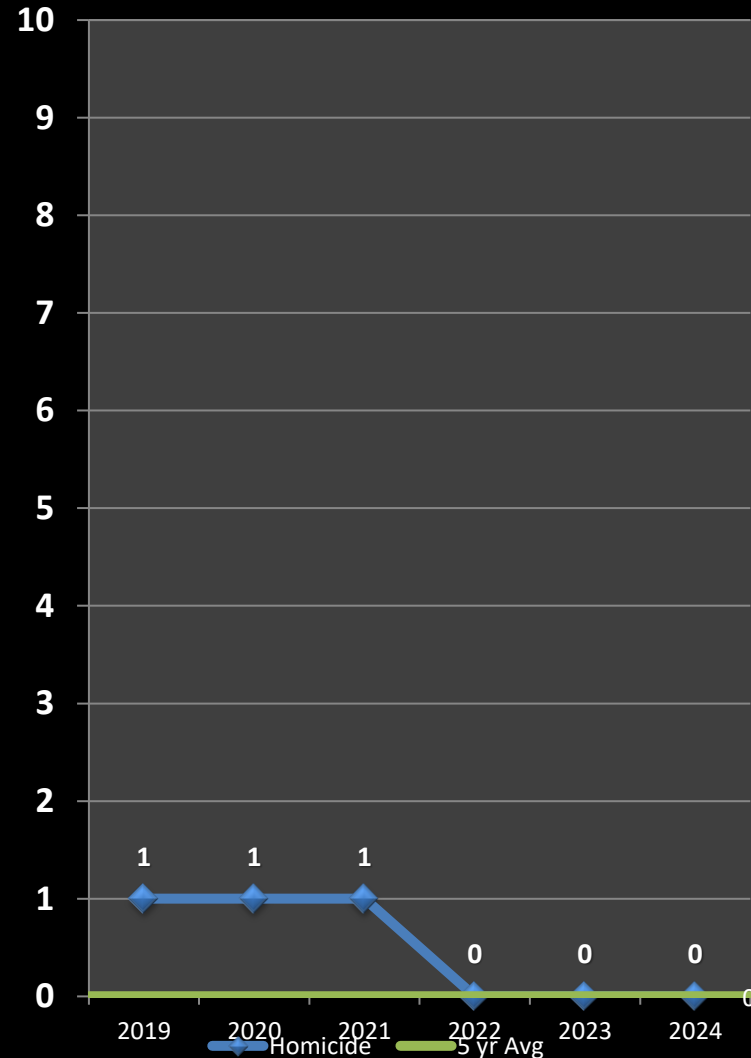
Previous Year

0%

5-Year Average

0%

*IN -CALC: Percentages are not calculated for numbers so small as to present a statistically misleading percentage.





RAPE

No Patterns

Cambridge Police BridgeStat

- There have been 17 rapes reported in Cambridge through the first six months of 2024. This is down 10 incidents (-37%) from the 27 rapes reported during the same time frame in 2023.
- The 17 rapes reported thus far in 2024 have been categorized as six acquaintance assaults, five contact rapes, two domestic assaults, and four blitz incidents.
- On Friday, May 17, 2024, at approximately 9:18pm, police responded to the Cambridgepark Drive area for an assault in progress. The victim told officers the assailant was a masked man with a knife. Detectives processed a crime scene in a restroom of a commercial building and are working with Massachusetts State Police and the Middlesex District Attorney's Office. The investigation is ongoing.
- The total number of reported rapes tends to fluctuate from year to year, but the number of stranger-to-stranger rapes reported each year in Cambridge—typically between one and ten—remains extremely low.

Percent Change*

Last 4 Weeks

+33%

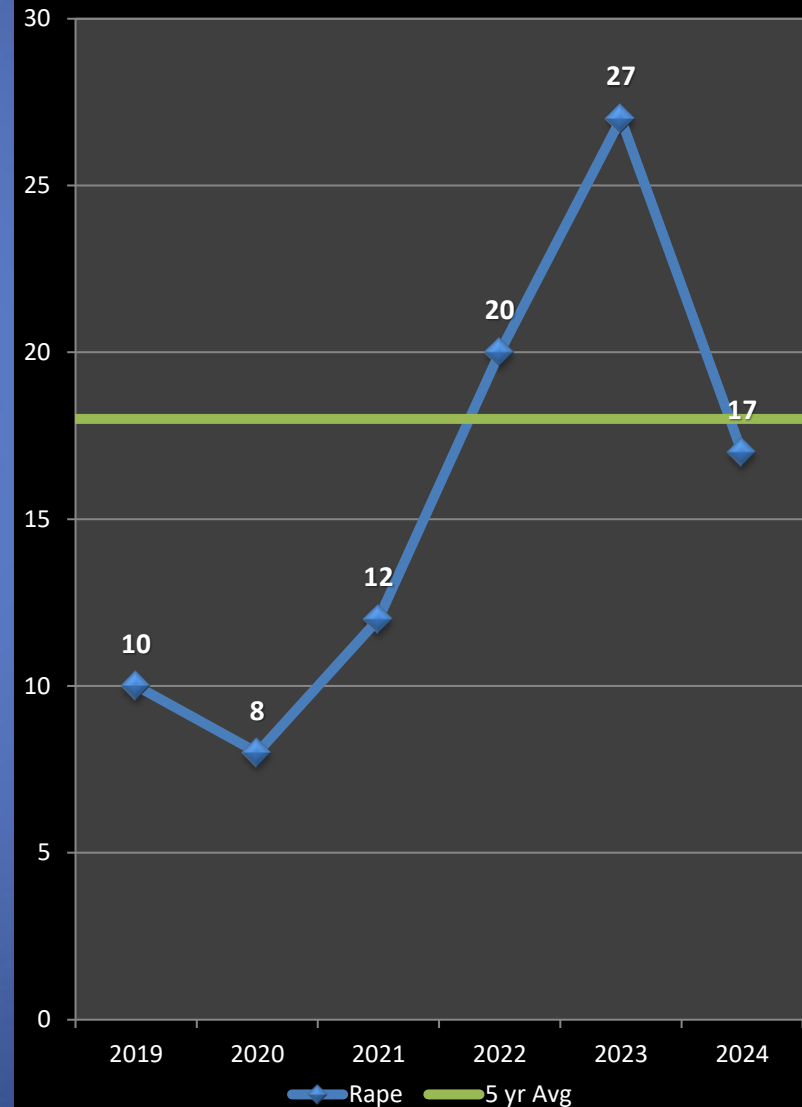
Previous Year

-37%

5-Year Average

-6%

*IN -CAL: Percentages are not calculated for numbers so small as to present a statistically misleading percentage.





AGGRAVATED ASSAULT

No Patterns

- The total of 127 aggravated assaults reported through July 1, 2024, is 26 crimes (-17%) below the first six months of 2023, and six incidents (5%) above the five-year average of 121 crimes. June saw an increase of 65% above May, with 13 more incidents reported in the past four weeks.
- The 127 aggravated assaults reported so far in 2024 have been comprised of the following classifications: 31 domestic altercations; 27 unprovoked scenarios; 17 acquaintance assaults; 11 juvenile-related assaults; eight psychotic episodes; six traffic/parking related assaults; five each of assaults between unhoused individuals, shop owner/patrons, and affray/brawls; four each for assaults on police and workplace incidents; three landlord/neighbor assaults; and one bar/alcohol-related incident.
- The trend observed during the past couple years of a high percentage of aggravated assaults occurring in Central Sq and on peripheral side streets has slowly begun to resurface in just the last few months in 2024, but incidents are still generally spread across the city. Thirty-eight of the aggravated assaults (or 30%) year-to-date were reported in Central Sq.
- There have been five confirmed shots fired incidents in Cambridge through July 1, 2024. Four of the five resulted in no injuries, while the shooting on May 28th resulted in non-fatal injuries to two victims. Through the same time period in 2023, there was one non-fatal shooting with two victims and one shots fired incident with no injuries.

Percent Change

Last 4 Weeks

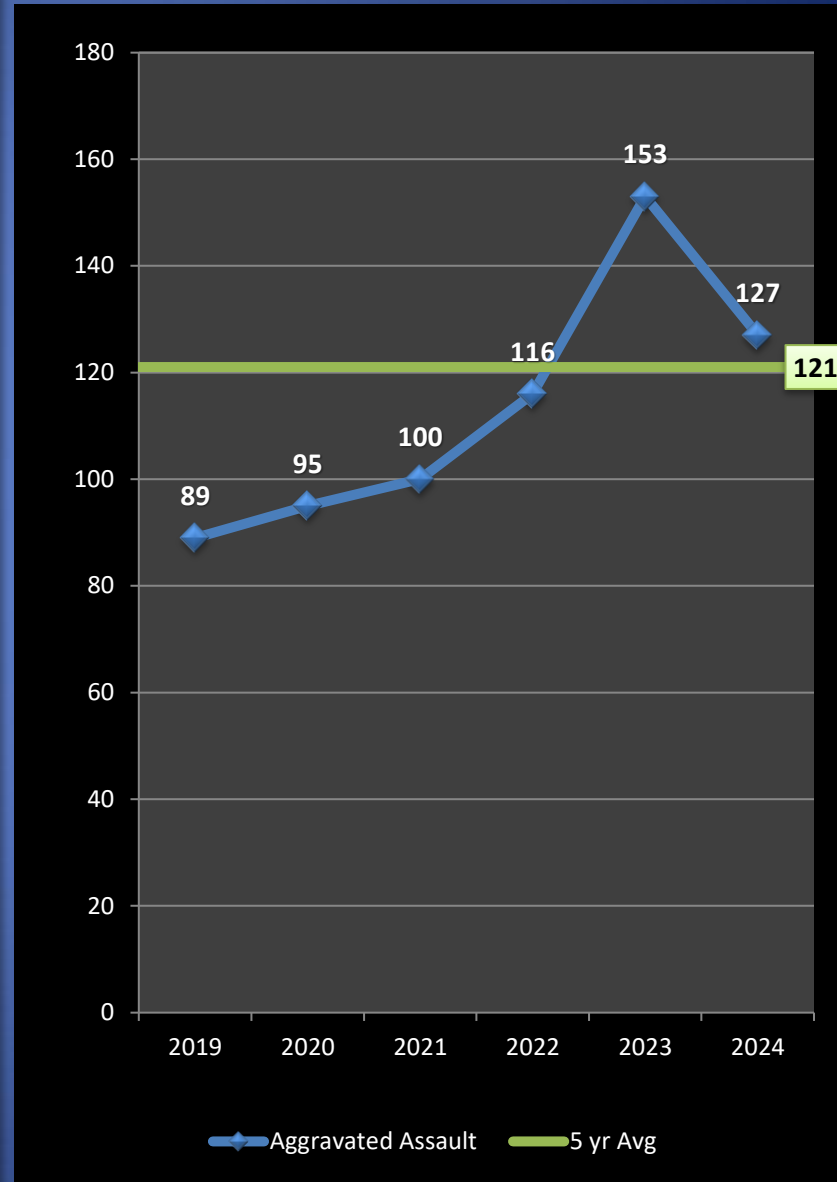
+65%

Previous Year

-17%

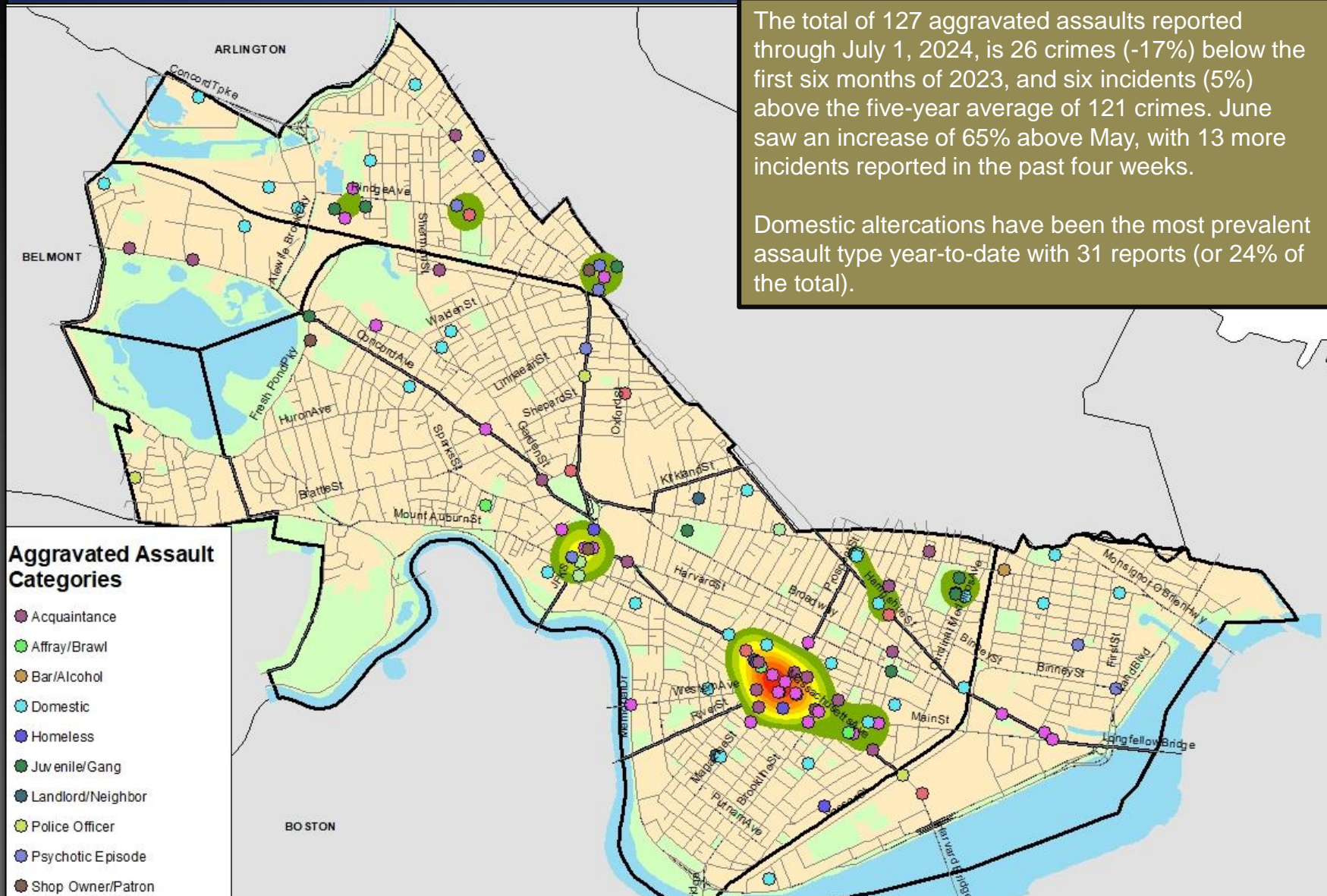
5-Year Average

+5%





Geographic Breakdown of Aggravated Assaults: 1.1.24 – 7.1.24



The total of 127 aggravated assaults reported through July 1, 2024, is 26 crimes (-17%) below the first six months of 2023, and six incidents (5%) above the five-year average of 121 crimes. June saw an increase of 65% above May, with 13 more incidents reported in the past four weeks.

Domestic altercations have been the most prevalent assault type year-to-date with 31 reports (or 24% of the total).

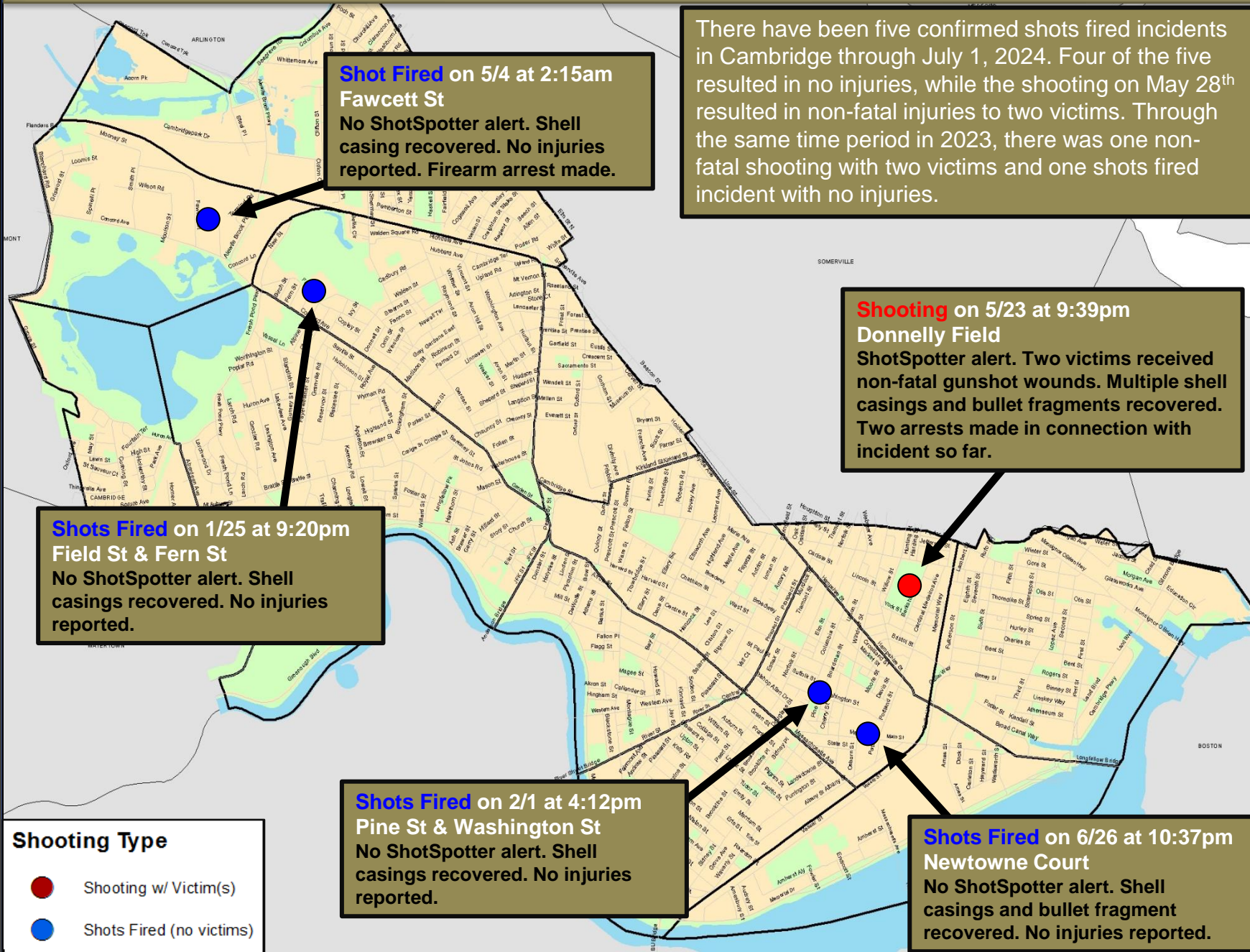
Through July 1, 2024, aggravated assaults have been spread out across the city with small hotspots emerging in some of the major squares and in the area of city parks. Central Square activity has increased with the warmer weather, with 30% of citywide aggravated assaults occurring in this business district.



Confirmed Shots Fired and Shootings in Cambridge: 1.1.24 – 7.1.24

Cambridge Police BridgeStat

June 2024



There have been five confirmed shots fired incidents in Cambridge through July 1, 2024. Four of the five resulted in no injuries, while the shooting on May 28th resulted in non-fatal injuries to two victims. Through the same time period in 2023, there was one non-fatal shooting with two victims and one shots fired incident with no injuries.

Shots Fired on 1/25 at 9:20pm
Field St & Fern St
 No ShotSpotter alert. Shell casings recovered. No injuries reported.

Shot Fired on 5/4 at 2:15am
Fawcett St
 No ShotSpotter alert. Shell casing recovered. No injuries reported. Firearm arrest made.

Shooting on 5/23 at 9:39pm
Donnelly Field
 ShotSpotter alert. Two victims received non-fatal gunshot wounds. Multiple shell casings and bullet fragments recovered. Two arrests made in connection with incident so far.

Shots Fired on 2/1 at 4:12pm
Pine St & Washington St
 No ShotSpotter alert. Shell casings recovered. No injuries reported.

Shots Fired on 6/26 at 10:37pm
Newtowne Court
 No ShotSpotter alert. Shell casings and bullet fragment recovered. No injuries reported.

Shooting Type

- Shooting w/ Victim(s)
- Shots Fired (no victims)



Robbery

No Patterns

- The five-year average for overall robbery in Cambridge for the first half of the year is 47 incidents. Through July 1 of 2024, 45 robberies were recorded, which translates to a 4% decrease below the projected total and a 31% decline below the 65 robberies counted for the first half of 2023.
- There have been ten commercial robberies reported year-to-date in 2024. This total is down 10 incidents (-50%) from the 20 robberies reported through July 1 in 2023 and is down two incidents (-17%) from the five-year average of 12. All ten robberies reported year-to-date have been unrelated, but eight of the ten did involve shoplifting incidents across the city that escalated into robberies.
- The first bank robbery of the year was reported on June 5 at the TD Bank in Central Square. The two suspects were arrested as they attempted to flee the area.
- Street robberies year-to-date in 2024 are down ten incidents (-22%) from the 45 reported through this time in 2023 and are even with the five-year average of 35. Four incidents citywide so far in 2024 have resulted in an arrest, and suspects have been identified in at least 11 others.
- There have been no active street robbery patterns reported in Cambridge thus far in 2024, but multiple incidents in the Central Square area have involved unhoused individuals as victims and/or suspects. There were also multiple reports of robberies involving juvenile suspects in both May and June, but it is unknown if any are related at this time.
- After seeing a relatively quiet start to the year in Central Square, robbery activity began to pick up in this area in March. Twelve of the 16 street robberies reported since May 1 have taken place in Central Square, bringing the total reported in and around the Square this year to 21, which is 60% of the 35 street robberies reported year-to-date citywide. This is similar to a trend seen in this area that began in 2021 and continued throughout all of 2022 and much of 2023.

Percent Change

Last 4 Weeks

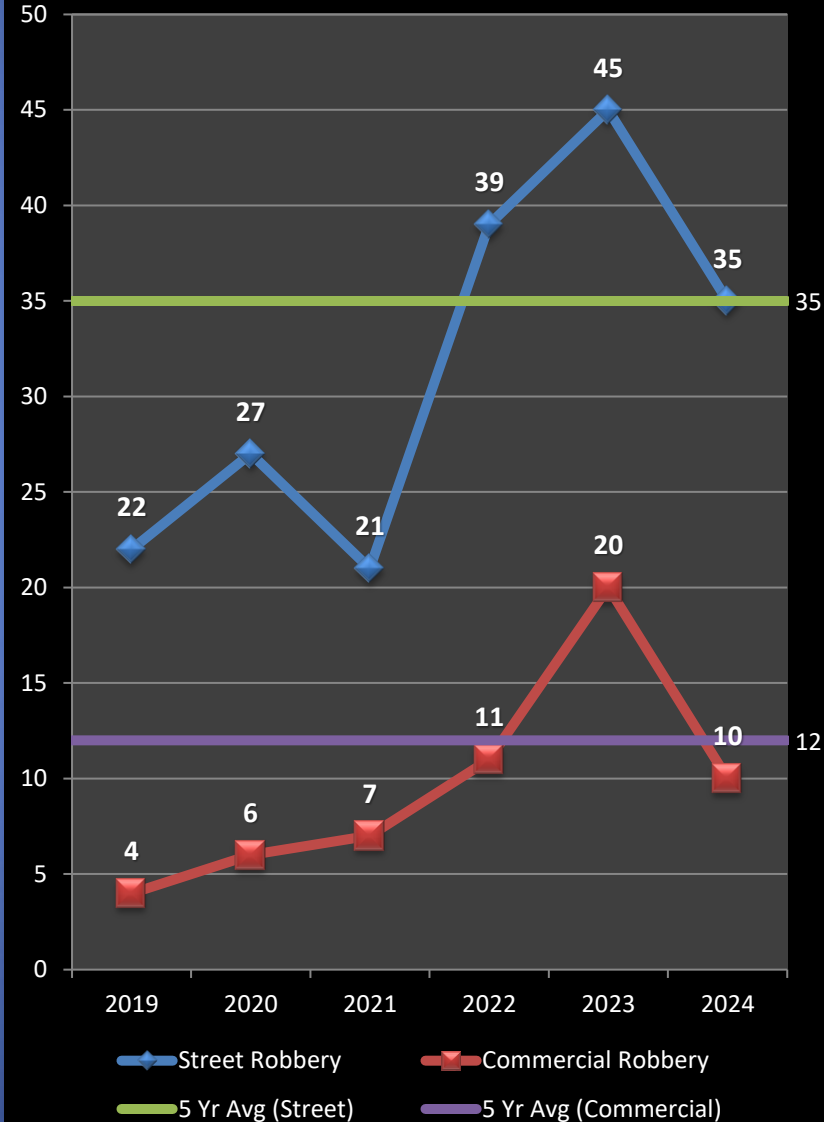
+25%

Previous Year

-31%

5-Year Average

-4%

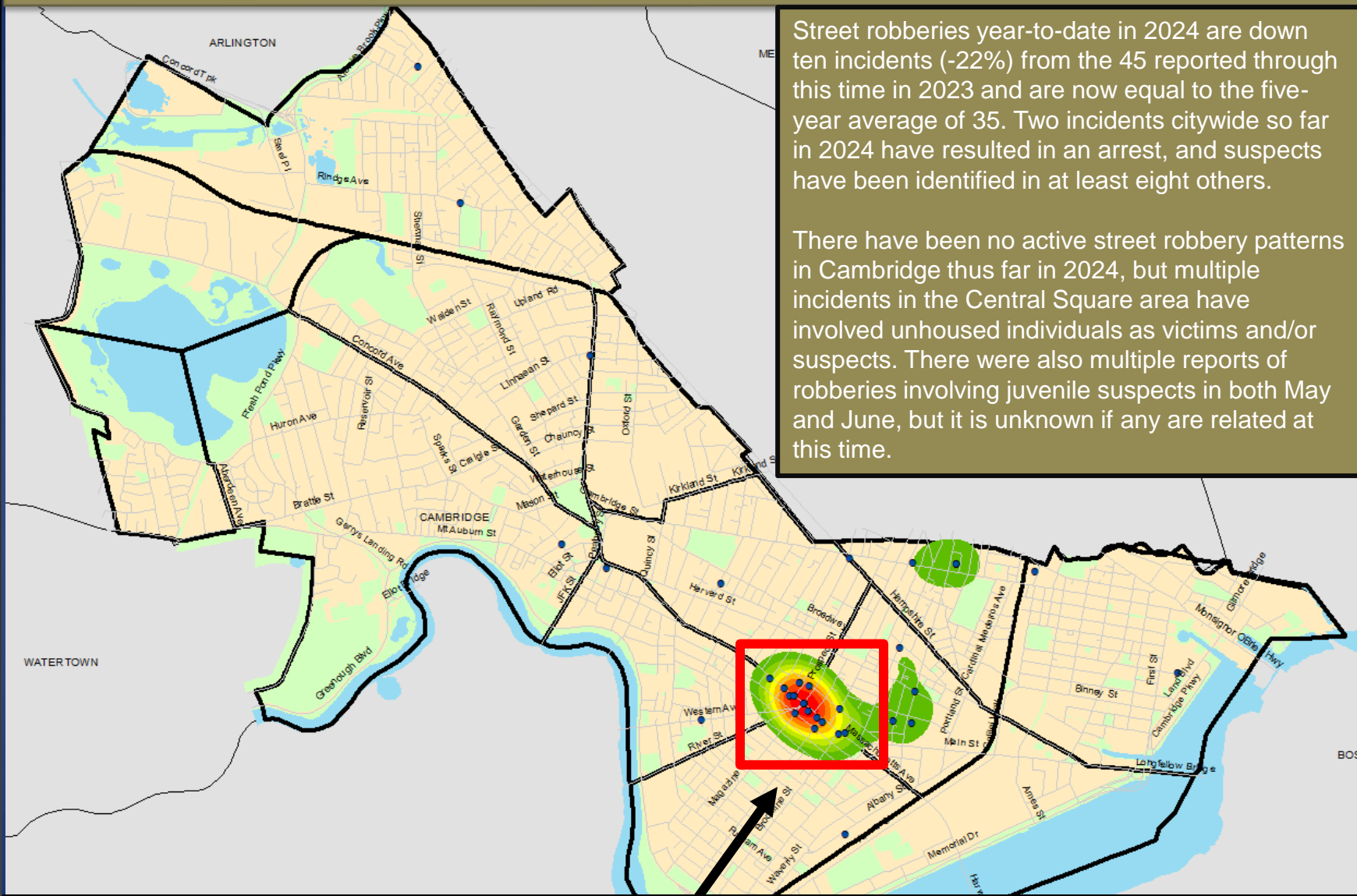




Geographic Breakdown of Street Robberies: 1.1.24 – 7.1.24

Cambridge Police BridgeStat

June 2024



Street robberies year-to-date in 2024 are down ten incidents (-22%) from the 45 reported through this time in 2023 and are now equal to the five-year average of 35. Two incidents citywide so far in 2024 have resulted in an arrest, and suspects have been identified in at least eight others.

There have been no active street robbery patterns in Cambridge thus far in 2024, but multiple incidents in the Central Square area have involved unhoused individuals as victims and/or suspects. There were also multiple reports of robberies involving juvenile suspects in both May and June, but it is unknown if any are related at this time.

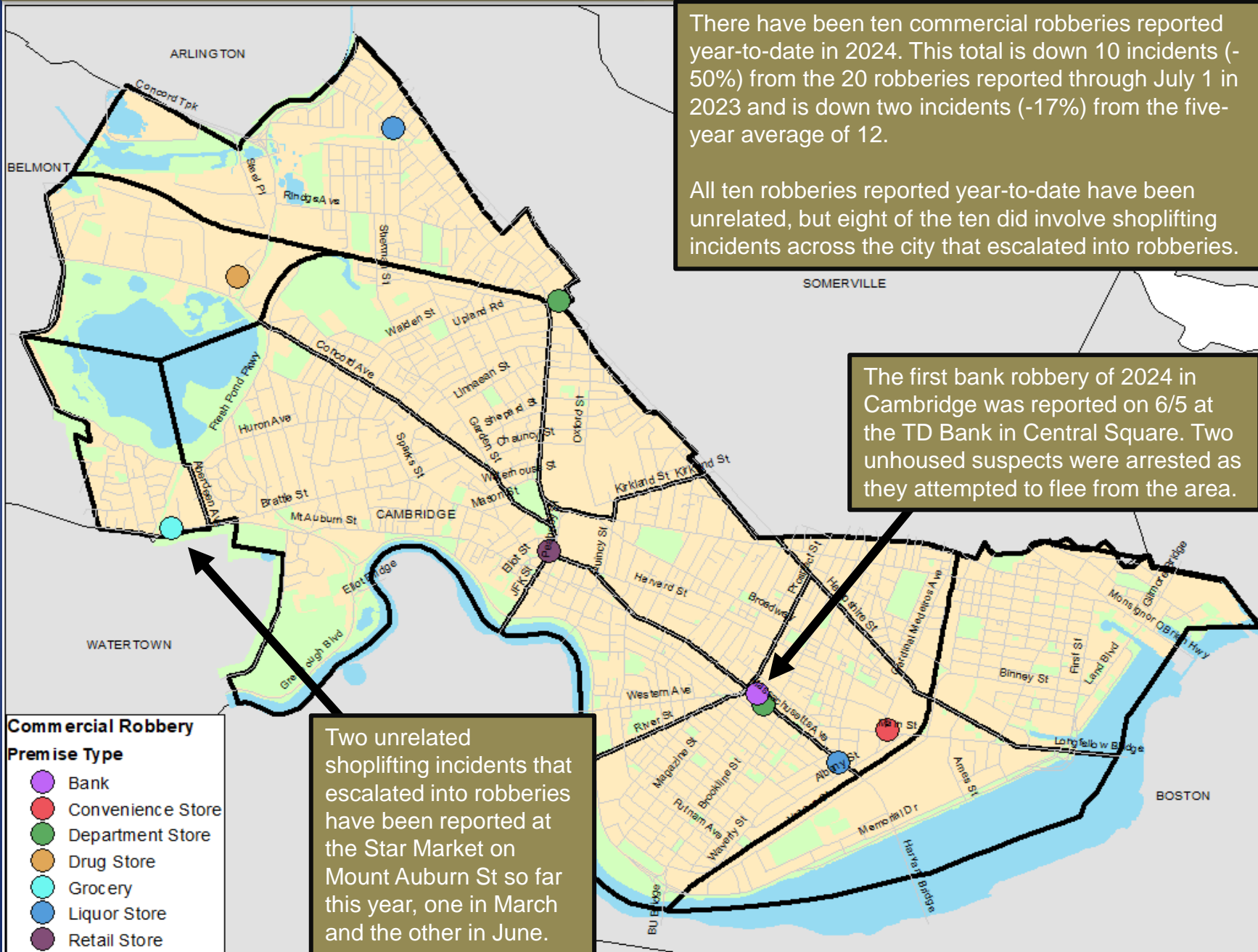
After seeing a relatively quiet start to the year in Central Square, robbery activity began to pick up in this area in March. Twelve of the 16 street robberies reported since May 1 have taken place in Central Square, bringing the total reported in and around the Square this year to 21, which is 60% of the 35 street robberies reported year-to-date citywide. This is similar to a trend seen in this area that began in 2021 and continued throughout all of 2022 and much of 2023.



Geographic Breakdown of Commercial Robberies: 1.1.24 – 7.1.24

Cambridge Police BridgeStat

June 2024



Commercial Robbery Premise Type

Two unrelated shoplifting incidents that escalated into robberies have been reported at the Star Market on Mount Auburn St so far this year, one in March and the other in June.

The first bank robbery of 2024 in Cambridge was reported on 6/5 at the TD Bank in Central Square. Two unhousted suspects were arrested as they attempted to flee from the area.

There have been ten commercial robberies reported year-to-date in 2024. This total is down 10 incidents (-50%) from the 20 robberies reported through July 1 in 2023 and is down two incidents (-17%) from the five-year average of 12.

All ten robberies reported year-to-date have been unrelated, but eight of the ten did involve shoplifting incidents across the city that escalated into robberies.



Burglary

Sporadic Pattern

Percent Change

Last 4 Weeks

+93%

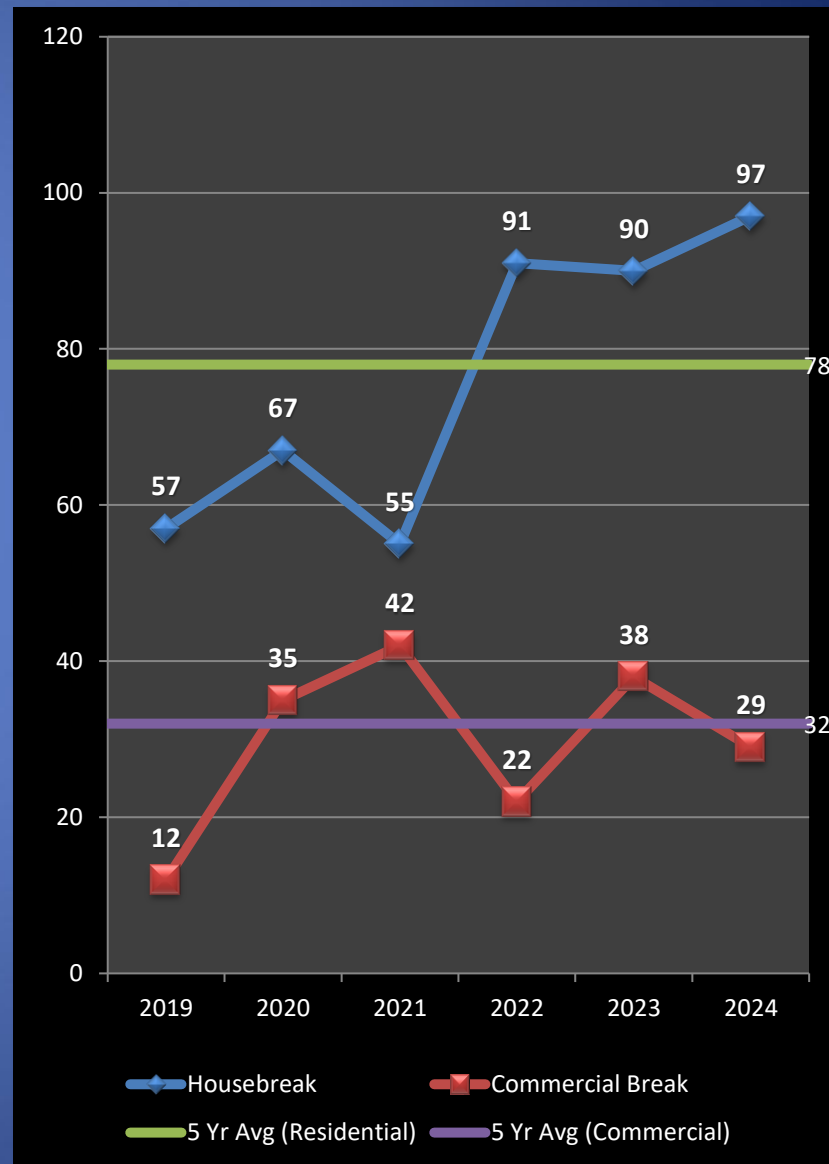
Previous Year

-2%

5-Year Average

+15%

- The property index crime of burglary, the combination of residential and commercial breaks, has recorded a decrease of 2% through July 1st of 2024 when compared to the 128 reported through the same time in 2023. The total of 126 incidents reported year-to-date is up 15% when compared with the five-year average of 110.
- Housebreaks have had a slight impact on our property crime numbers this year due to an 8% rise thus far in 2024, with incidents rising from 90 breaks during the first six months of 2023 to 97 this year. This activity had been dropping off each month, from the peak of 27 in January down to 19 in February, 13 in March, 8 in April, and 8 in May, but June saw a notable increase again with 22 reported. We continue to monitor a sporadic series of housebreaks that occurred mostly along neighborhoods that border Somerville, but it appears that this activity has slowed considerably.
- Three arrests were made in connection with housebreaks in June and another three of the 22 incidents resulted in the naming of a suspect. Only six of the 22 breaks reported in June took place north of Harvard Square with the majority of the activity taking place in the Riverside and Mid-Cambridge neighborhoods.
- Conversely, commercial breaks are down by nine incidents (-24%) this year, dropping from 38 incidents through the first six months of 2023 to 29 year-to-date in 2024. There were two related commercial breaks overnight from 1/24-1/25 in North Cambridge, where two females broke into a Dunkin Donuts and an office. One of the parties was arrested in Boston and has been connected to other regional breaks. There were also two related commercial breaks that occurred overnight from 4/11-4/12 in two neighboring businesses in East Cambridge.
- There has also been a sporadic series of commercial breaks targeting copper at construction sites in North Cambridge this year. One street in this neighborhood experienced four breaks since January, with the most recent two occurring at the end of May. Two parties have possibly been identified in connection with the two May breaks. It is unknown if the previous incidents are related.

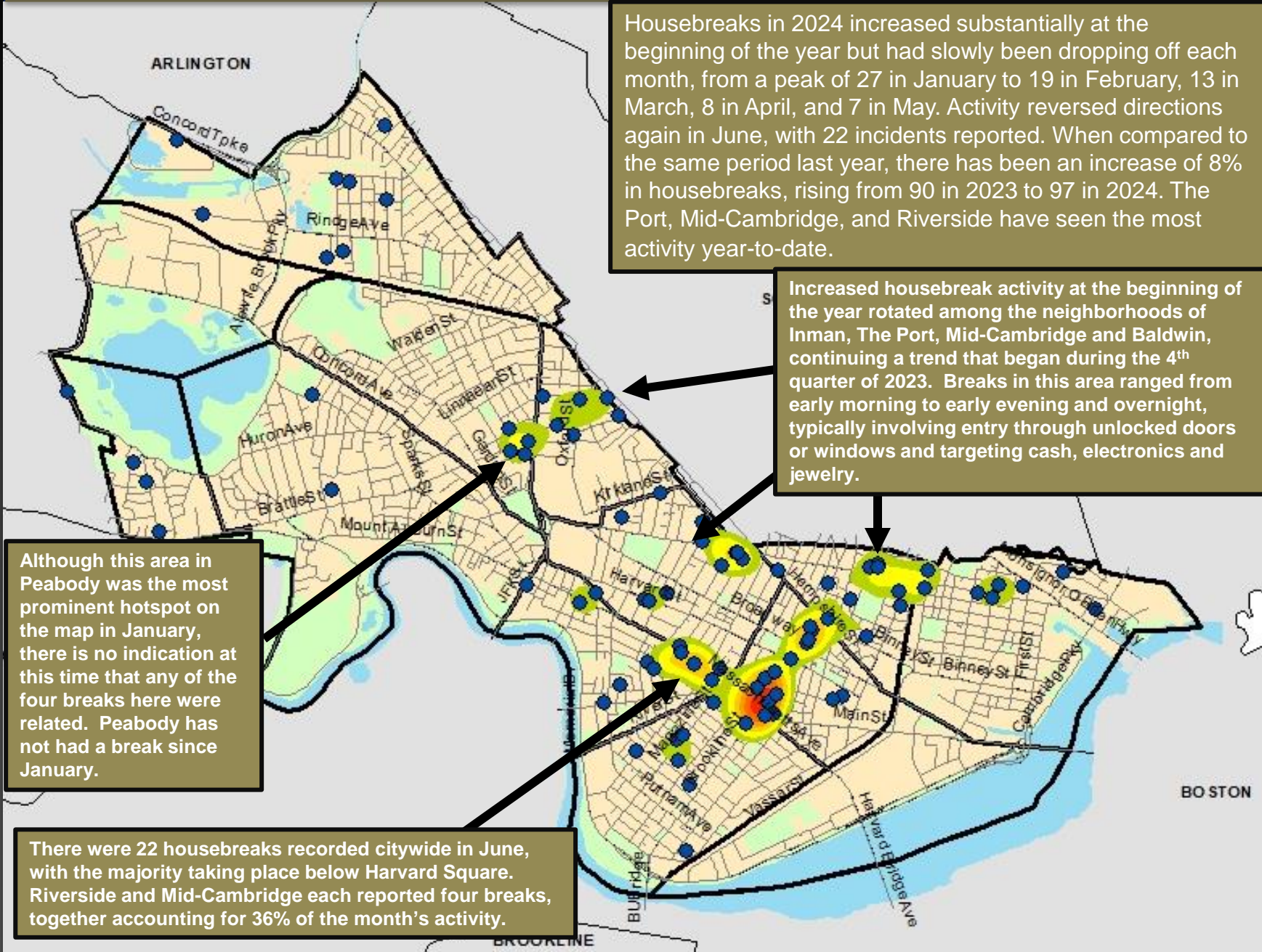




Geographic Breakdown of Housebreaks: 1.1.24 – 7.1.24

Cambridge Police BridgeStat

June 2024



Housebreaks in 2024 increased substantially at the beginning of the year but had slowly been dropping off each month, from a peak of 27 in January to 19 in February, 13 in March, 8 in April, and 7 in May. Activity reversed directions again in June, with 22 incidents reported. When compared to the same period last year, there has been an increase of 8% in housebreaks, rising from 90 in 2023 to 97 in 2024. The Port, Mid-Cambridge, and Riverside have seen the most activity year-to-date.

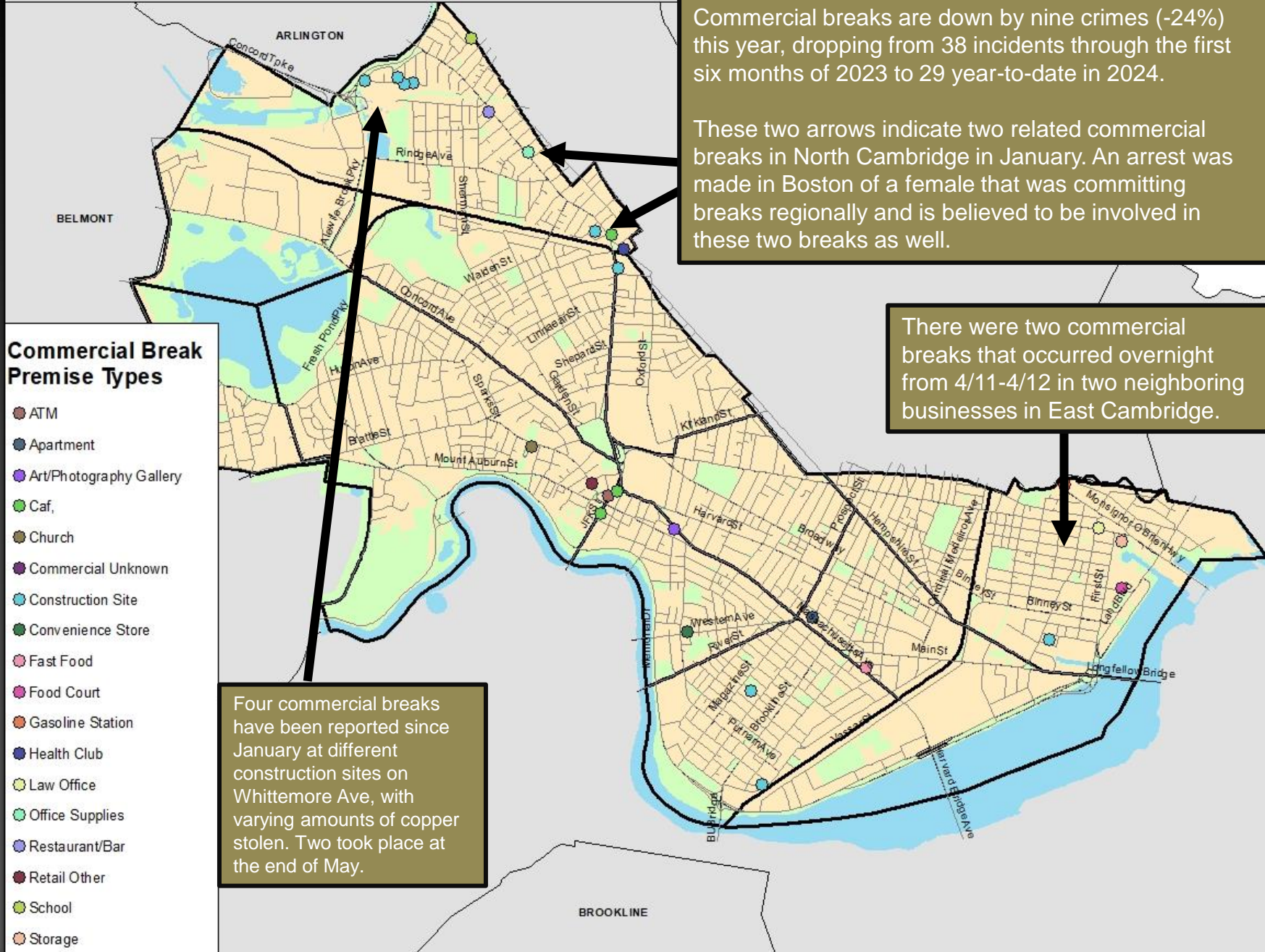
Increased housebreak activity at the beginning of the year rotated among the neighborhoods of Inman, The Port, Mid-Cambridge and Baldwin, continuing a trend that began during the 4th quarter of 2023. Breaks in this area ranged from early morning to early evening and overnight, typically involving entry through unlocked doors or windows and targeting cash, electronics and jewelry.

Although this area in Peabody was the most prominent hotspot on the map in January, there is no indication at this time that any of the four breaks here were related. Peabody has not had a break since January.

There were 22 housebreaks recorded citywide in June, with the majority taking place below Harvard Square. Riverside and Mid-Cambridge each reported four breaks, together accounting for 36% of the month's activity.



Geographic Breakdown of Commercial Breaks: 1.1.24 – 7.1.24





LARCENY

No Patterns

- Preliminary stats indicate that overall larceny year-to-date in 2024 is registering at 1,162 incidents, 6% above this time in 2023. The total of 1,162 larcenies reported in 2024 is also 22% above the 5-year average of 951 incidents.
- The larceny from motor vehicle total through July 1st in 2024 is 125 incidents, 27% below the same time frame in 2023. The decrease in 2024 compared to last year can be partly attributed to a drop in catalytic converter thefts. Through June in 2023, there had been 21 catalytic converter thefts reported, while so far in 2024, there have been none.
- Through July 1, 2024, there were 39 larcenies from the person reported in Cambridge, down 15% (7 incidents) when compared to the same time period in 2023. Central Square has had the largest number of thefts with 17 incidents so far this year.
- There have been 108 larcenies from buildings reported through July 1, 2024. This total is five incidents (5%) more than the same time period last year and 12 incidents (13%) more than the five-year average. Despite the slight increase, there are no defined patterns of this crime type in the city at this time.
- Larcenies from residences are up 9 incidents (5%) in 2024 when compared with 2023. Package thefts have made up the majority of this crime type in recent years and registered even higher than average in 2020-2022 due to the increased volume of deliveries during the pandemic. Package thefts have accounted for 134 (or 66%) of the 202 larcenies from residences thus far in 2024.
- There have been 194 larcenies of bicycles reported through July 1 in 2024. This total is 71 incidents (27%) below the total through the same time period in 2023 and 32 incidents (14%) below the five-year average of 226. The top neighborhoods for bike thefts so far this year have been The Port with 39 followed by North Cambridge with 23.

Percent Change

Last 4 Weeks

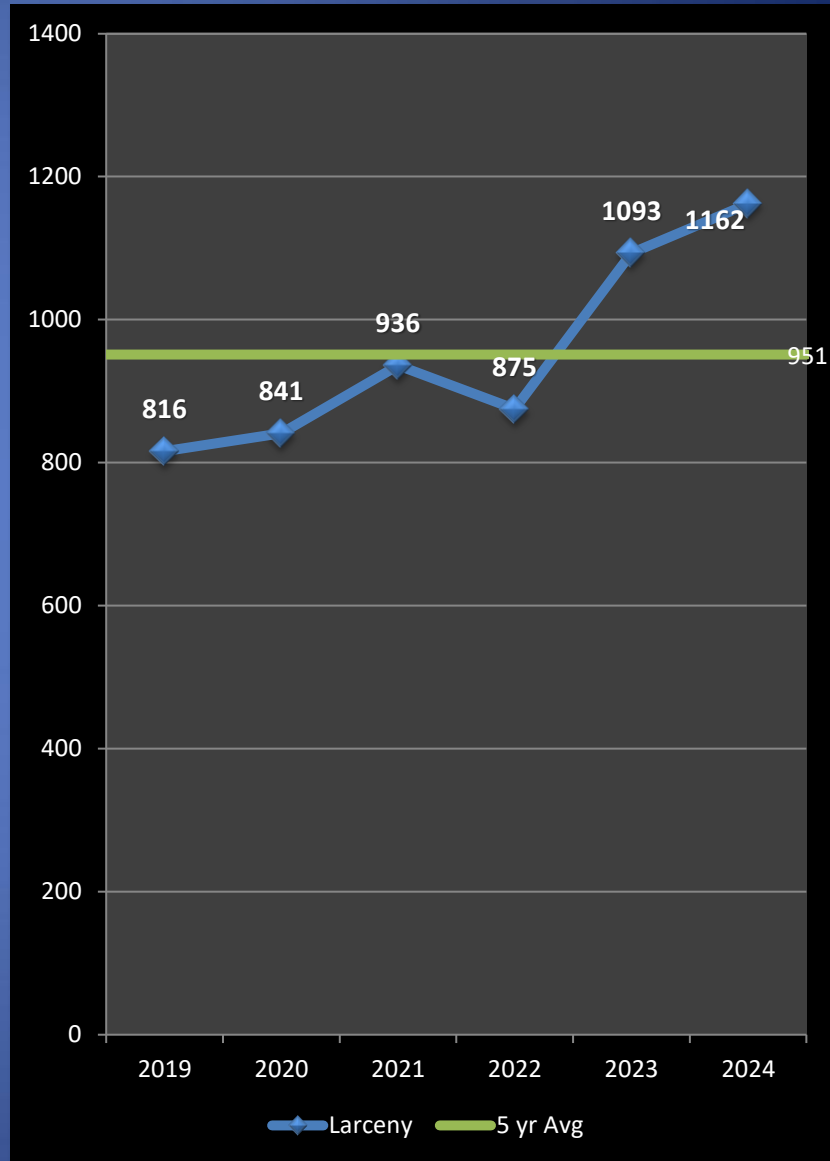
-9%

Previous Year

+6%

5-Year Average

+22%





LARCENY From MV

No Patterns

- The larceny from motor vehicle total for the first six months of 2024 is 125 incidents, which is 27% (46 incidents) below the total for the same time period in 2023. The 125 thefts from cars reported through July 1st also indicates a decrease of 64 incidents (-34%) below the 189 car breaks forecasted for the first six months of the year.
- The neighborhoods with the highest larceny from motor vehicle totals through June of 2024 are: Inman/Harrington (23), The Port (20), Cambridgeport (19), and Riverside (14).
- Comparing the last four weeks (June) to the previous four (May), there was a 22% increase in larcenies from motor vehicles, with four more incidents reported.
- Of the 125 incidents reported thus far in 2024, 60 (48%) were entered via unknown means and 50 vehicles (40%) were left unlocked at the time of the theft.
- A Somerville man was arrested on 4/8 and is believed to be responsible for numerous larcenies from motor vehicles in the Mid-Cambridge area. The same Somerville man was arrested on 5/30 in Somerville and once again is believed to be responsible for a number of car breaks in the Cambridgeport area around the time of his arrest.

Percent Change

Last 4 Weeks

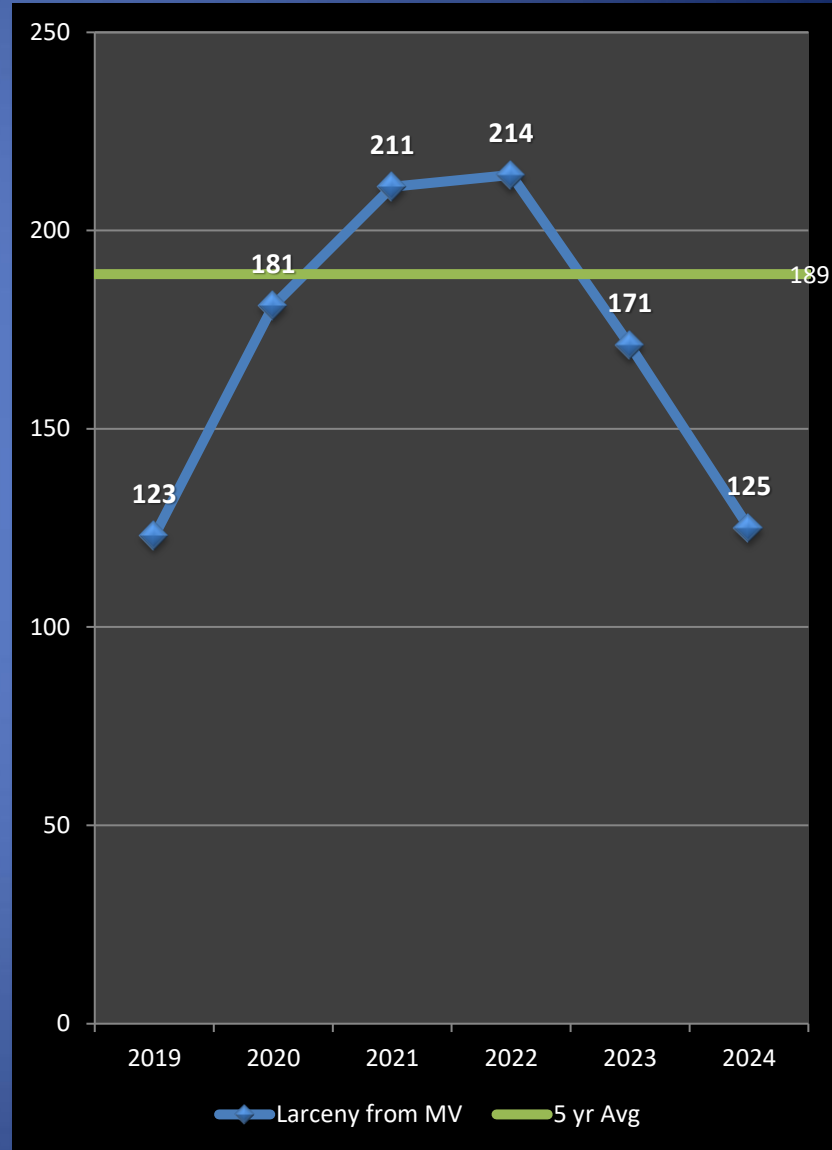
+22%

Previous Year

-27%

5-Year Average

-34%

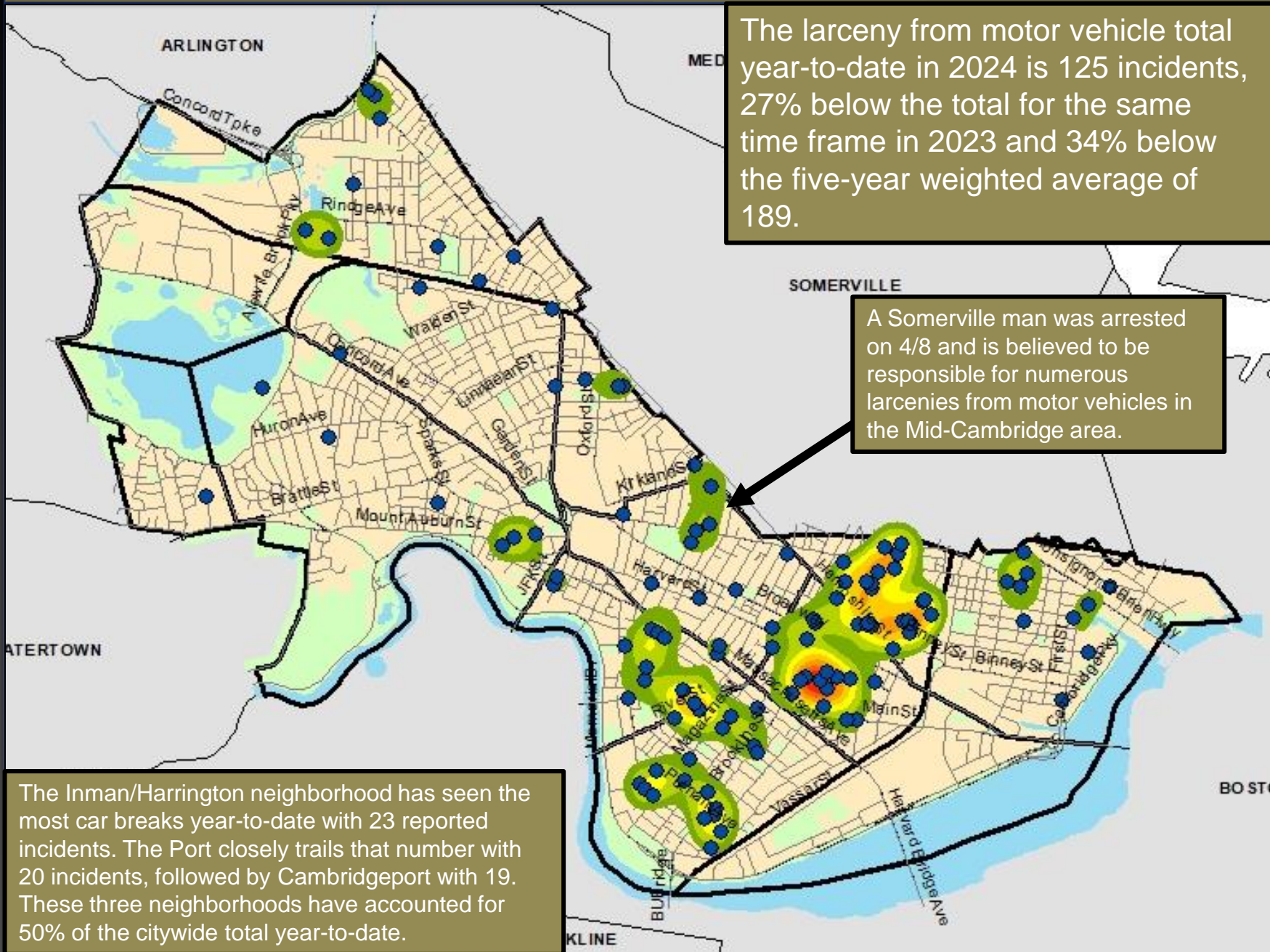




Geographic Breakdown of Larceny from Motor Vehicles: 1.1.24 – 7.1.24

Cambridge Police BridgeStat

June 2024



The larceny from motor vehicle total year-to-date in 2024 is 125 incidents, 27% below the total for the same time frame in 2023 and 34% below the five-year weighted average of 189.

A Somerville man was arrested on 4/8 and is believed to be responsible for numerous larcenies from motor vehicles in the Mid-Cambridge area.

The Inman/Harrington neighborhood has seen the most car breaks year-to-date with 23 reported incidents. The Port closely trails that number with 20 incidents, followed by Cambridgeport with 19. These three neighborhoods have accounted for 50% of the citywide total year-to-date.



LARCENY from Person

No Patterns

- Larcenies from the person through July 1, 2024, declined by seven incidents (-15%) compared to the same time period in 2023 and was 11 incidents (22%) below the five-year average of 50 incidents. Five thefts were reported in the past four weeks (June), which was two less than the previous four weeks (May).
- Seventeen of the 39 incidents year-to-date in 2024 took place in Central Square. The other incidents took place throughout the city, with Harvard Square registering six incidents, followed by Porter Square with five, East Cambridge with three, Inman Square and Bay Square with two, and one each for Cambridgeport/Riverside, Alewife/ West Cambridge, Kendall/MIT, and 1500-1900 Mass Ave.
- In recent years, higher numbers in Central Square have mainly been due to grab-and-run situations. However, only three incidents of this nature have taken place in Central Square year-to-date. Another common situation involves individuals who are unhoused whose property may have been stolen while they were asleep or otherwise distracted; this has accounted for five incidents in this area so far this year. Pocket-picking thefts have also accounted for five incidents in Central Square this year.

Percent Change

Last 4 Weeks

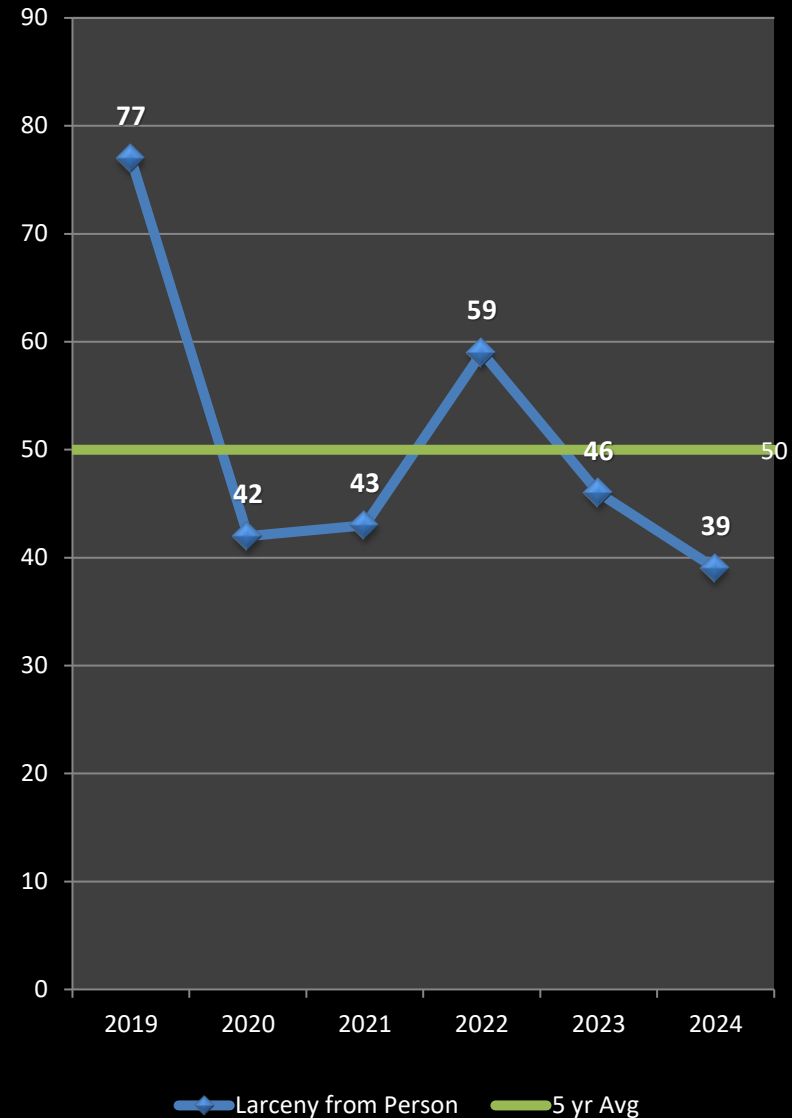
-29%

Previous Year

-15%

5-Year Average

-22%





LARCENY of Bicycle

No Patterns

- There have been 194 bicycle thefts reported citywide in the first six months of 2024, down 27% from the 265 reported during the same time period in 2023. Additionally, the 2024 total year-to-date is registering at 14% below the five-year average of 226.
- The most recent four weeks (June) saw a 20% decrease in bike thefts when compared with the previous four weeks (May), with 10 fewer thefts reported this month. This is an unusual trend, as warmer weather typically leads to increased ridership and more opportunities for theft.
- Of the 194 bike thefts reported in 2024, 157 (81%) were reportedly locked at the time of the theft.

Top Neighborhoods for Bike Theft in 2024:

Neighborhood	YTD Total	% Citywide
The Port	39	20%
North Cambridge	23	12%
Mid-Cambridge	21	11%
Riverside and Cambridgeport	20 each	10% each

Percent Change

Last 4 Weeks

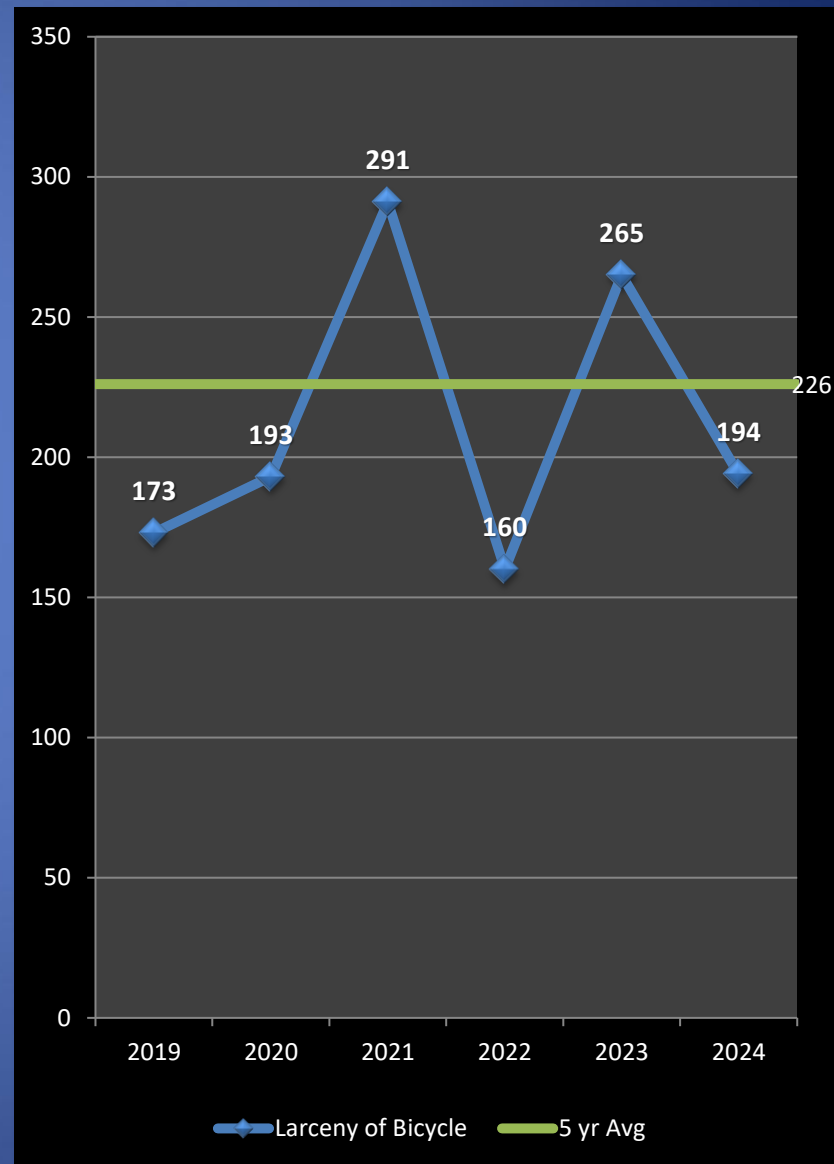
Previous Year

5-Year Average

-20%

-27%

-14%

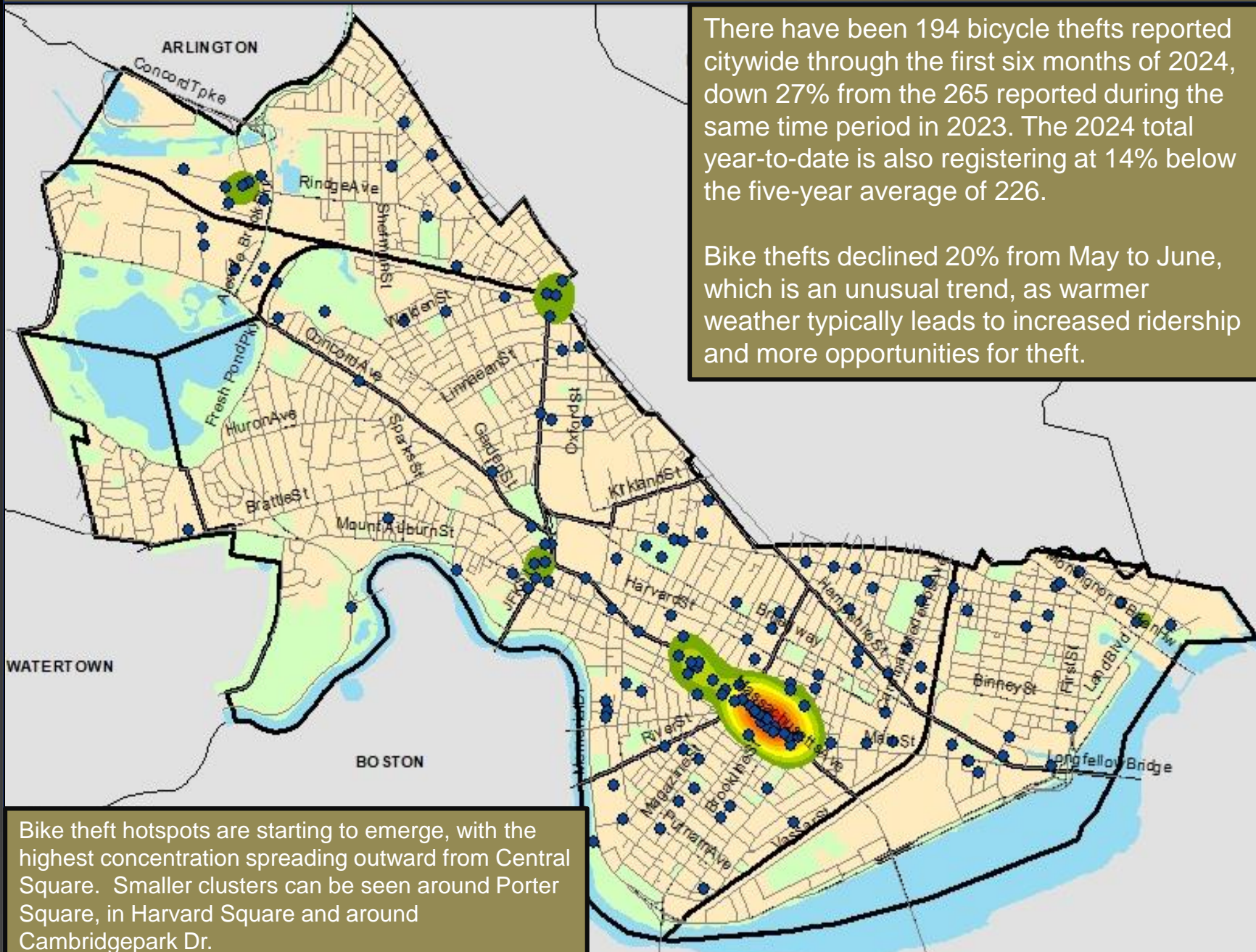




Geographic Breakdown of Bicycle Thefts: 1.1.24 – 7.1.24

Cambridge Police BridgeStat

June 2024



There have been 194 bicycle thefts reported citywide through the first six months of 2024, down 27% from the 265 reported during the same time period in 2023. The 2024 total year-to-date is also registering at 14% below the five-year average of 226.

Bike thefts declined 20% from May to June, which is an unusual trend, as warmer weather typically leads to increased ridership and more opportunities for theft.

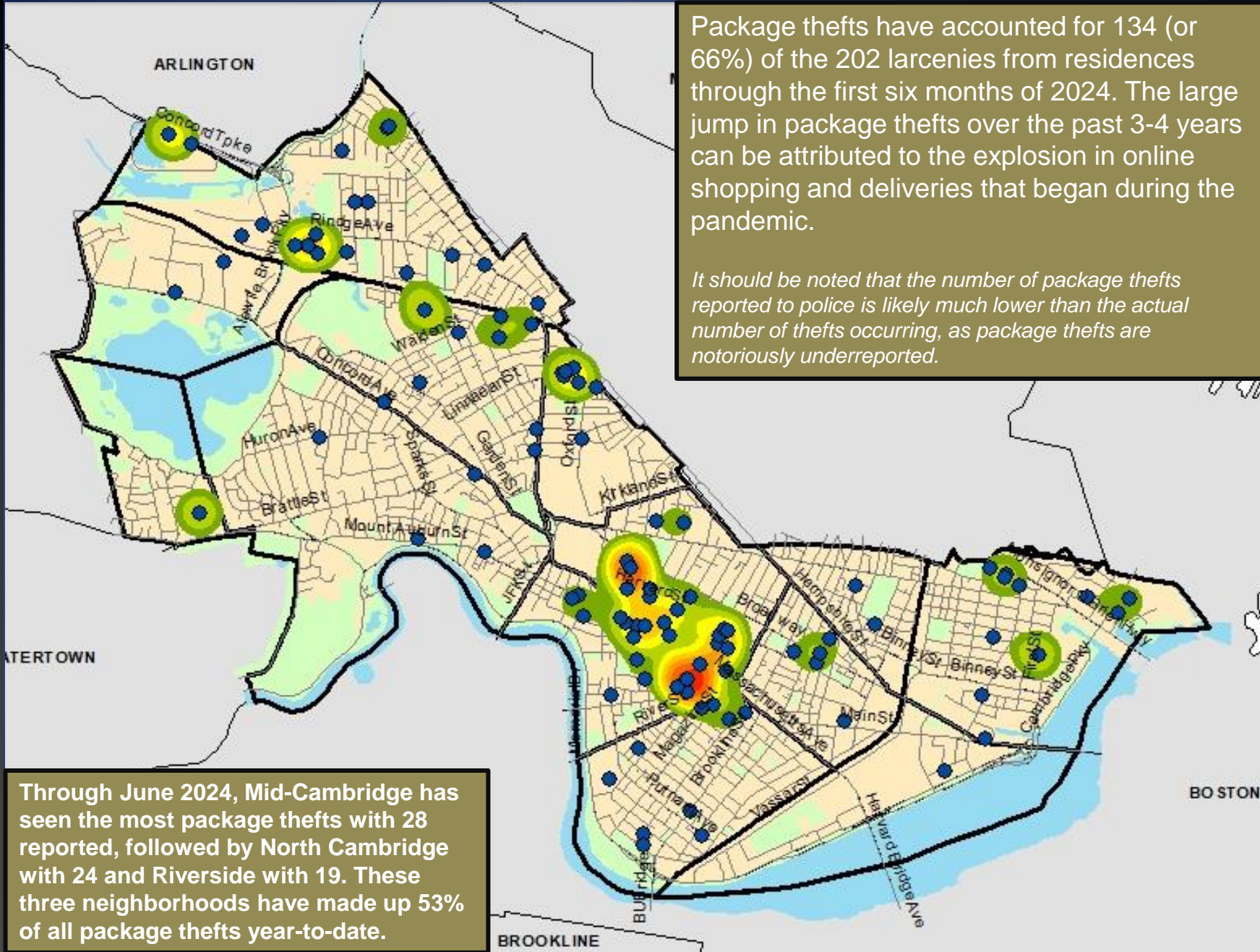
Bike theft hotspots are starting to emerge, with the highest concentration spreading outward from Central Square. Smaller clusters can be seen around Porter Square, in Harvard Square and around Cambridgepark Dr.



Geographic Breakdown of Package Thefts: 1.1.24 – 7.1.24

Cambridge Police BridgeStat

June 2024



Package thefts have accounted for 134 (or 66%) of the 202 larcenies from residences through the first six months of 2024. The large jump in package thefts over the past 3-4 years can be attributed to the explosion in online shopping and deliveries that began during the pandemic.

It should be noted that the number of package thefts reported to police is likely much lower than the actual number of thefts occurring, as package thefts are notoriously underreported.

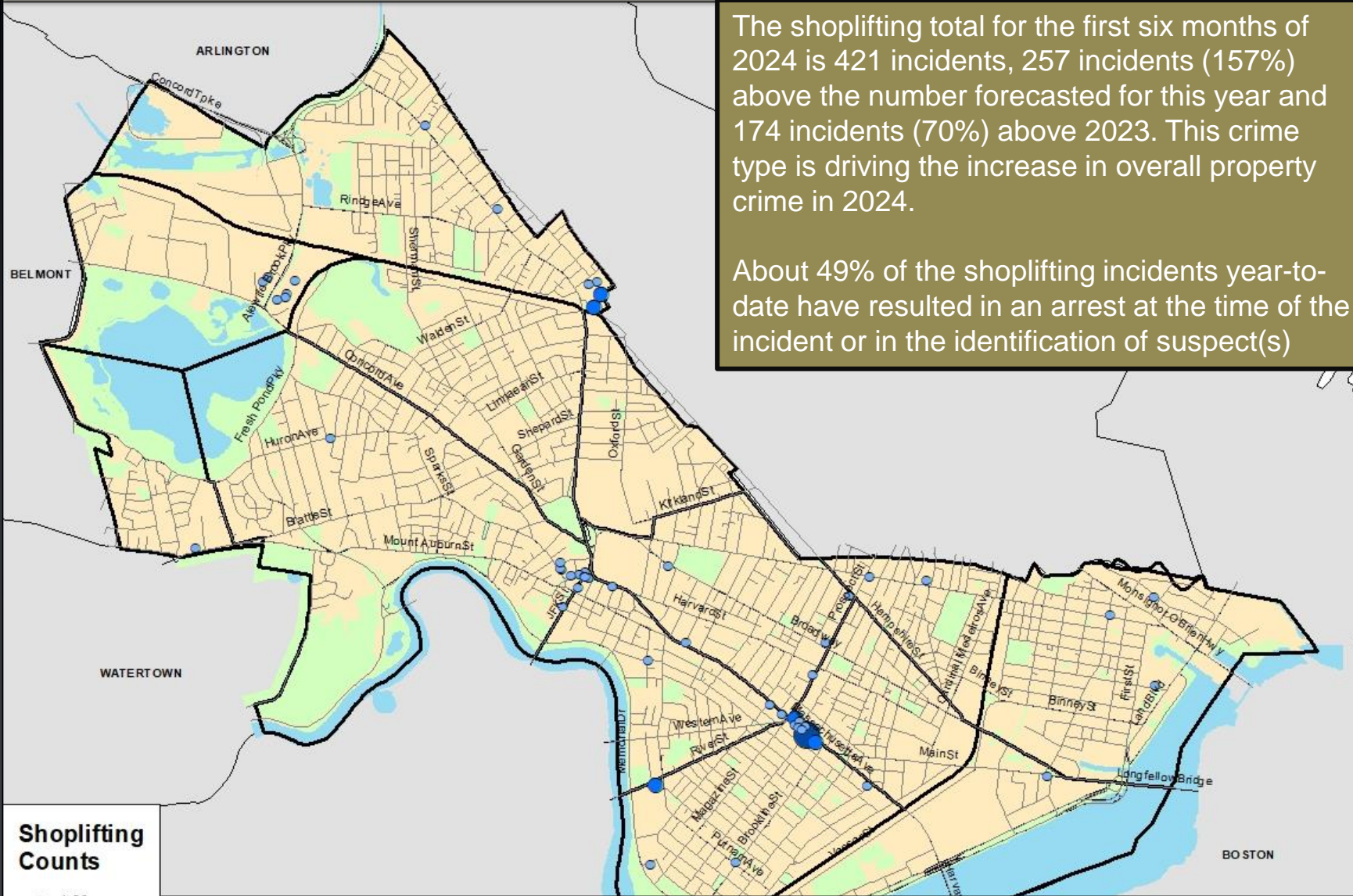
Through June 2024, Mid-Cambridge has seen the most package thefts with 28 reported, followed by North Cambridge with 24 and Riverside with 19. These three neighborhoods have made up 53% of all package thefts year-to-date.



Geographic Breakdown of Shoplifting: 1.1.24 – 7.1.24

Cambridge Police BridgeStat

June 2024



The shoplifting total for the first six months of 2024 is 421 incidents, 257 incidents (157%) above the number forecasted for this year and 174 incidents (70%) above 2023. This crime type is driving the increase in overall property crime in 2024.

About 49% of the shoplifting incidents year-to-date have resulted in an arrest at the time of the incident or in the identification of suspect(s)

Target in Central Sq has reported the most shoplifting incidents so far in 2024 with 130 thefts, followed by the Walgreens on River St with 40, the Walgreens in Central Square with 36, and the Goodwill in Central Square and CVS on White St with 22 thefts each. Overall, nine different locations throughout the city have reported more than 10 instances of shoplifting in 2024.



AUTO THEFT

No Patterns

- The five-year weighted average for auto thefts through the first six months of the year is 59, and with 57 reported so far in 2024, Cambridge has experienced a decrease of 3% below the expected total. Auto thefts are also down 14% (nine incidents) when compared to the first six months of 2023.
- When comparing the most recent four weeks (June) to the previous four weeks (May), auto thefts have decreased by four incidents (-33%).
- The neighborhood breakdown for auto theft totals so far in 2024 is as follows: The Port – 11; Peabody – 9; East Cambridge – 7; North Cambridge – 7; Cambridgeport – 7; Mid-Cambridge – 5; Riverside – 4; West Cambridge- 3; Inman/Harrington – 2; Agassiz – 1 and Strawberry Hill – 1.
- As to be expected during the warmer months, there has been an increase in two wheeled thefts over the past couple of months.
- There have been a few thefts reported so far in 2024 where the operator left the vehicle unlocked in order to deliver a package or grab food. When the victim returned, the vehicle was gone.
- Twenty-one of the 57 motor vehicles stolen in 2024 have been recovered to date.

Percent Change

Last 4 Weeks

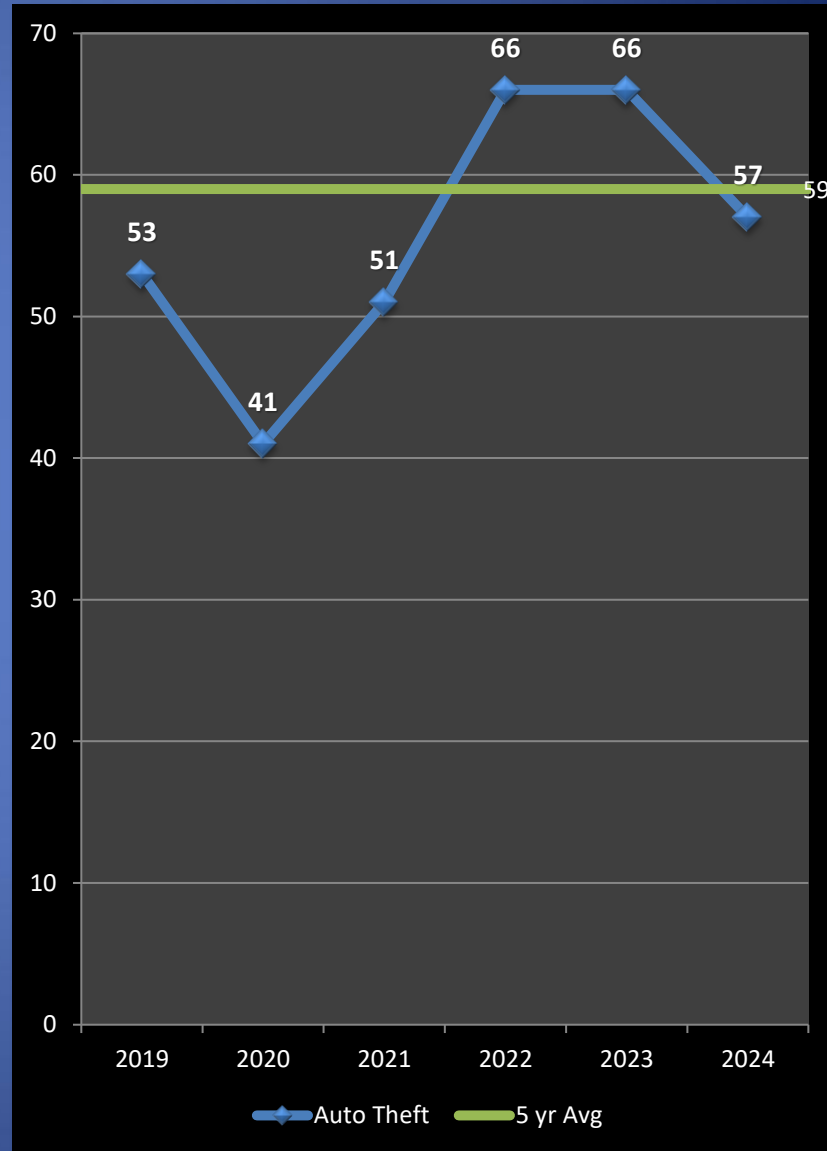
-33%

Previous Year

-14%

5-Year Average

-3%

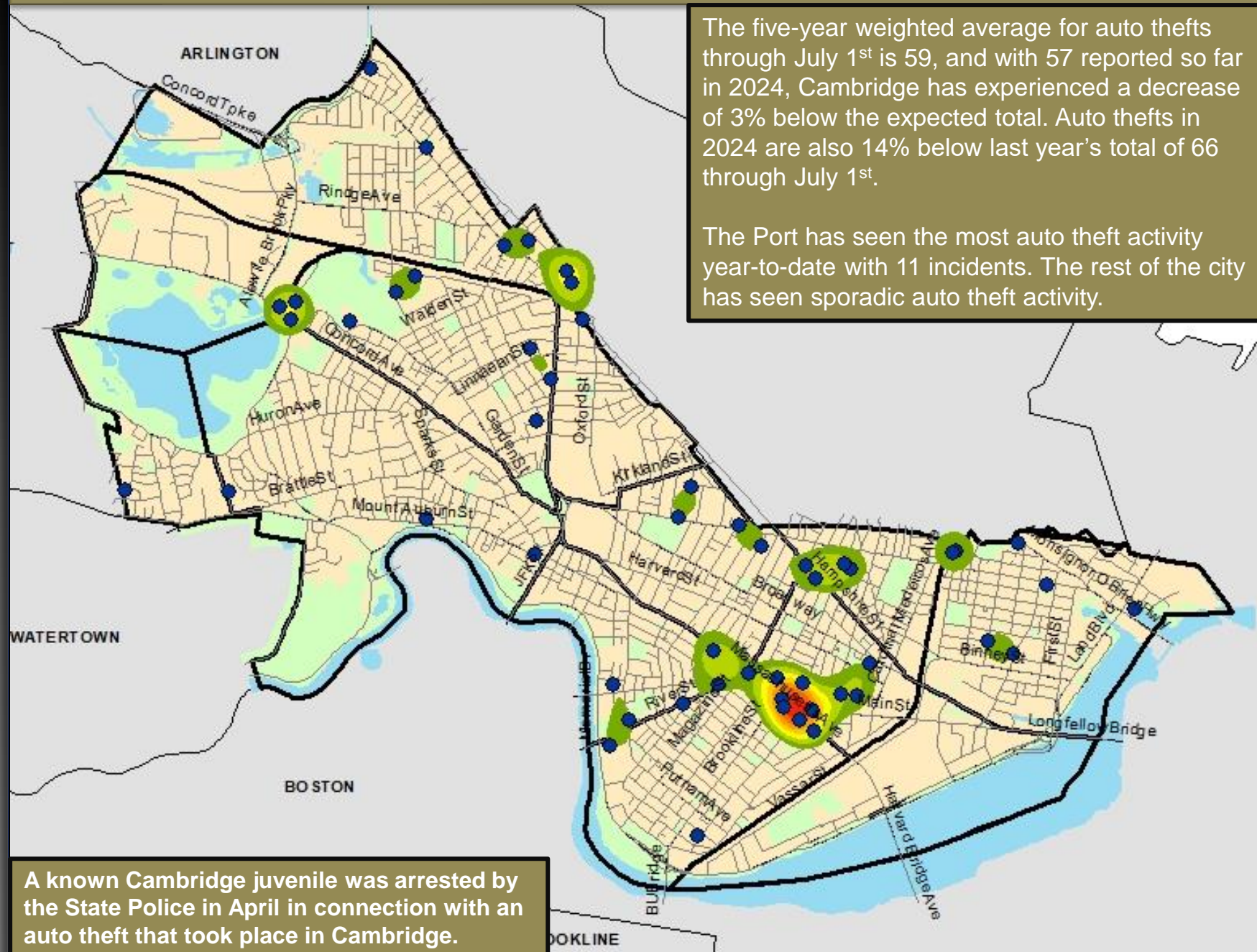




Geographic Breakdown of Auto Thefts: 1.1.24 – 7.1.24

Cambridge Police BridgeStat

June 2024



The five-year weighted average for auto thefts through July 1st is 59, and with 57 reported so far in 2024, Cambridge has experienced a decrease of 3% below the expected total. Auto thefts in 2024 are also 14% below last year's total of 66 through July 1st.

The Port has seen the most auto theft activity year-to-date with 11 incidents. The rest of the city has seen sporadic auto theft activity.

A known Cambridge juvenile was arrested by the State Police in April in connection with an auto theft that took place in Cambridge.



Help Prevent Crime

And keep yourself informed!

To receive information from the CPD:

- Sign up with for the **Cambridge Alert Network**, to receive alerts about emerging crime patterns, neighborhood meetings, and crime prevention tips, by visiting www.CambridgeMa.gov/AlertNetwork.
- “Like” the Cambridge Police Department on Facebook at www.facebook.com/CambridgePolice
- Follow [@CambridgePolice](https://twitter.com/CambridgePolice) on Twitter.
- Visit our website at www.CambridgePolice.org for valuable information and reports including the Daily Log and BridgeStat, which is published on the first Friday of every month.
- Download our “MyPD” smartphone app at www.CambridgePolice.org/MyPD.

To Share Information with the CPD:

- Call our Non-Emergency Telephone Number at **617-349-3300**.
 - Every call for service generates a police response, so help drive our resources by reporting things that seem suspicious or out of the ordinary.
- Send an Anonymous TEXT-A-TIP:
 - Send an ANONYMOUS text message to **Tip411 (847411)**. Begin your message with Tip650 and then type your message. You will receive a response from the Cambridge Police with the option to continue communicating. Please remember that this is not a replacement for 9-1-1. **If you witness an emergency situation, please call 9-1-1 immediately.**
- Send an Anonymous Crime Tip E-Mail at www.CambridgePolice.org/Tips