



Cambridge Police Department BridgeStat

November 2024

Produced by the Crime Analysis Unit



Part I Total Crime

An analysis of the serious crime statistics for the first 11 months of 2024 points to a 10% increase in the Part One index total for Cambridge when compared with the same time frame in 2023. Through December 2nd of 2024, there were 3,308 serious crimes reported in the City. For the same time period in 2023, the combined total for Murder, Rape, Robbery, Aggravated Assault, Burglary, Larceny & Auto theft was 3,015 incidents, 293 fewer than 2024. A 25% rise in the crime index has also been registered when measured against the five-year weighted average.

Further analysis of the crime totals for the first 11 months of 2024 indicates that violent crimes recorded a 6% decrease when compared to last year. There were zero homicides, 42 rapes, 101 robberies, and 289 aggravated assaults recorded through December 2nd of this year.

Conversely, property crimes saw an increase of 13% above the 2023 total for the first 11 months, with 322 more crimes reported in 2024. Despite an 84% rise in shoplifting incidents and a 6% rise in larcenies from residences, sizeable reductions in larceny from motor vehicles (-14%) and larceny of bicycles (-14%) were key to keeping the property crime increase relatively moderate.

When analyzing the serious crime totals of November 2024 versus the previous month of October 2024, there was a decrease of 15% in the number of index incidents, with 51 fewer crimes reported in November.

	4 Week Snapshot			Year to Date			Five Year	
	10/8/24 - 11/4/24	11/5/24 - 12/2/24	Change	2023	2024	Change	Avg	Change
Total Violent Crime	49	36	-27%	461	432	-6%	362	19%
Total Property Crime	298	260	-13%	2554	2876	13%	2274	26%
Total Part I Crime	347	296	-15%	3015	3308	10%	2636	25%



Part I Property Crime

Analysis of property crime totals for the first 11 months of 2024 reveals a 13% increase when measured against the same time frame in 2023 and a 26% rise above the five-year average of 2,274.

Half of the property crime categories are recording decreases when measured against the first 11 months of 2023. Notable reductions in larceny from motor vehicles (-14%), larceny of bicycles (-14%), and auto thefts (-18%) have been able to mildly counter the rising increase in shopliftings (+84%), which is driving property crime. The increase of 442 shoplifting incidents thus far in 2024 when compared with 2023 is the major factor causing Cambridge to see an increase in overall crime this year, despite reductions in so many other crime types.

	4 Week Snapshot			Year to Date			Five Year	
	10/8/24 - 11/4/24	11/5/24 - 12/2/24	Change	2023	2024	Change	Avg	Change
Burglary	25	19	-24%	243	245	1%	212	16%
Commercial Break	11	8	-27%	67	73	9%	58	26%
Housebreak	14	11	-21%	176	172	-2%	154	12%
Larceny	260	236	-9%	2182	2525	16%	1939	30%
Larceny (Misc)	6	7	17%	73	93	27%	65	43%
Larceny from Building	20	14	-30%	187	194	4%	172	13%
Larceny from MV	30	22	-27%	307	265	-14%	350	-24%
Larceny from Person	6	3	-50%	91	81	-11%	102	-21%
Larceny from Residence	48	33	-31%	380	401	6%	341	18%
Larceny of Bicycle	47	35	-26%	555	480	-14%	533	-10%
Larceny of Plate	1	2	100%	39	21	-46%	26	-19%
Larceny of Services	2	1	-50%	23	21	-9%	14	50%
Shoplifting	100	119	19%	527	969	84%	337	188%
Auto Theft	13	5	-62%	129	106	-18%	122	-13%
Total Property Crime	298	260	-13%	2554	2876	13%	2274	26%



Part I Violent Crime

From January 1st to December 2nd of 2024, there were 432 violent crimes recorded in Cambridge, 29 incidents (-6%) below last year's total of 461 incidents for the first 11 months of the year and 70 incidents (19%) above the 362 crimes forecasted through December 2nd.

There have been 42 rapes reported in Cambridge through December 2nd of 2024, which is up one incident from 2023. The 42 rapes reported thus far in 2024 have been categorized as 12 acquaintance assaults, 12 domestic assaults, 12 contact rapes, and six blitz incidents.

The trend observed during the past couple years of a high percentage of aggravated assaults and street robberies occurring in Central Square and on peripheral side streets began to reemerge in the spring, after a lull in activity in that area during the beginning of 2024. So far, 11 months into the year, 100 (or 35%) of the 289 aggravated assaults and 42 (or 54%) of the 78 street robberies have been reported in the Central Square area.

The last homicide reported in Cambridge occurred shortly after midnight on November 23, 2023, in the area of 10 Magazine Street in Central Square. Two individuals with gunshot wounds were located and transported to a Boston hospital. One victim, 27-year-old Danasia Greene of Cambridge, was pronounced deceased at the hospital. The second victim, a 26-year-old male from Boston, was treated for non-life-threatening injuries. The incident remains under investigation at this time.

	4 Week Snapshot			Year to Date			Five Year	
	10/8/24 - 11/4/24	11/5/24 - 12/2/24	Change	2023	2024	Change	Avg	Change
Homicide	0	0	IN-CALC	1	0	IN-CALC	1	-100%
Rape	9	1	-89%	41	42	2%	35	20%
Robbery	7	12	71%	126	101	-20%	92	10%
Commercial Robbery	5	2	-60%	34	23	-32%	21	10%
Street Robbery	2	10	400%	92	78	-15%	71	10%
Aggravated Assault	33	23	-30%	293	289	-1%	235	23%
Total Violent Crime	49	36	-27%	461	432	-6%	362	19%



MURDER

No Patterns

- No murders have been reported in Cambridge in 2024 through December 2nd.
- Shortly after midnight on November 23, 2023, officers responded to the area of 10 Magazine Street in Central Square. Two individuals with gunshot wounds were located and transported to a Boston hospital. One victim, 27-year-old Danasia Greene of Cambridge, was pronounced deceased at the hospital. The second victim, a 26-year-old male from Boston, was treated for non-life-threatening injuries. This incident marked the first homicide reported in Cambridge in over two years and was the only homicide reported in the City in 2023.* It remains under active investigation at this time.
- There were no murders recorded in Cambridge in all of 2022. This has happened only three other times in the past 20 years—in 2004, 2007, and 2010.
- In the last reported homicide in Cambridge prior to the November 2023 incident, on Saturday 3/27/21, there was a fatal shooting that occurred at approximately 12:40 a.m. on Pemberton Street. The victim was reportedly located unconscious outside his vehicle by a passerby who called 911. The victim was transported to Mount Auburn Hospital where he later died. The victim has been identified as Xavier Louis-Jacques, 19, of Cambridge. The investigation is ongoing.

Please note: The 2023 figure excludes the fatal Cambridge Police officer-involved shooting of Sayed Faisal on January 4, 2023.

Percent Change*

Last 4 Weeks

0%

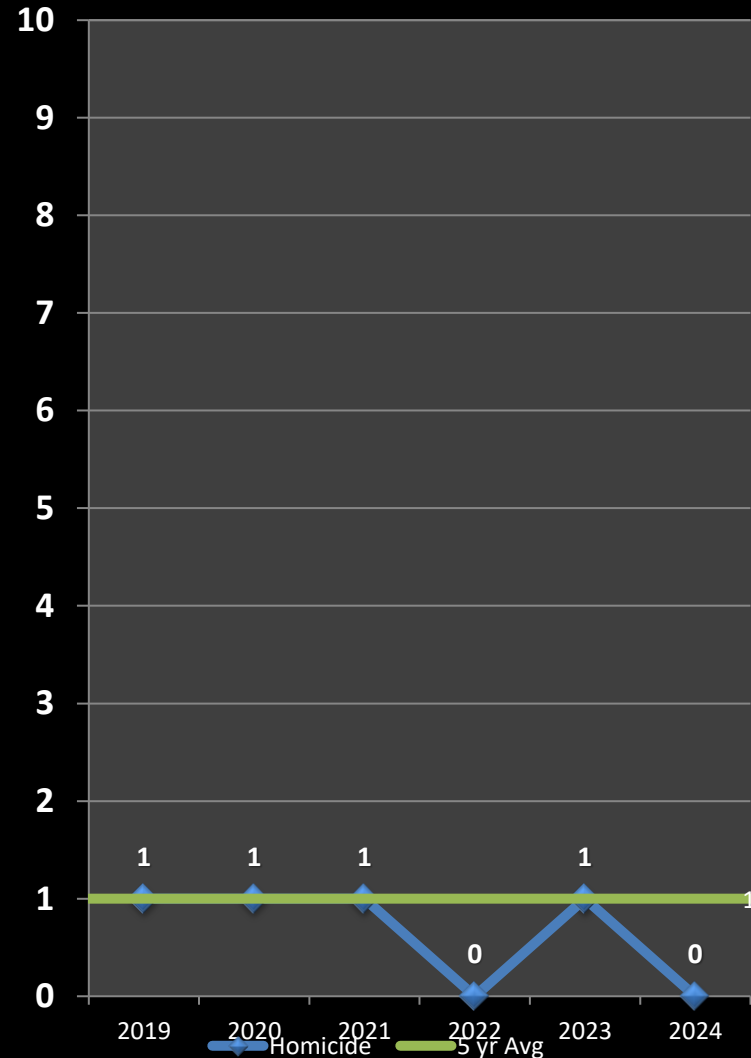
Previous Year

0%

5-Year Average

0%

*IN -CALC: Percentages are not calculated for numbers so small as to present a statistically misleading percentage.





RAPE

No Patterns

Cambridge Police BridgeStat

- There have been 42 rapes reported in Cambridge through the first 11 months of 2024. This is up one incident (2%) from the 41 rapes reported during the same time frame in 2023.
- The 42 rapes reported thus far in 2024 have been categorized as 12 acquaintance assaults, 12 domestic assaults, 12 contact rapes, and six blitz incidents.
- On Friday, May 17, 2024, at approximately 9:18pm, police responded to the Cambridgepark Drive area for an assault in progress. The victim told officers the assailant was a masked man with a knife. Detectives processed a crime scene in a restroom of a commercial building and are working with Massachusetts State Police and the Middlesex District Attorney's Office. The investigation is ongoing.
- The total number of reported rapes tends to fluctuate from year to year, but the number of stranger-to-stranger rapes reported each year in Cambridge—typically between one and ten—remains extremely low.

Percent Change*

Last 4 Weeks

-89%

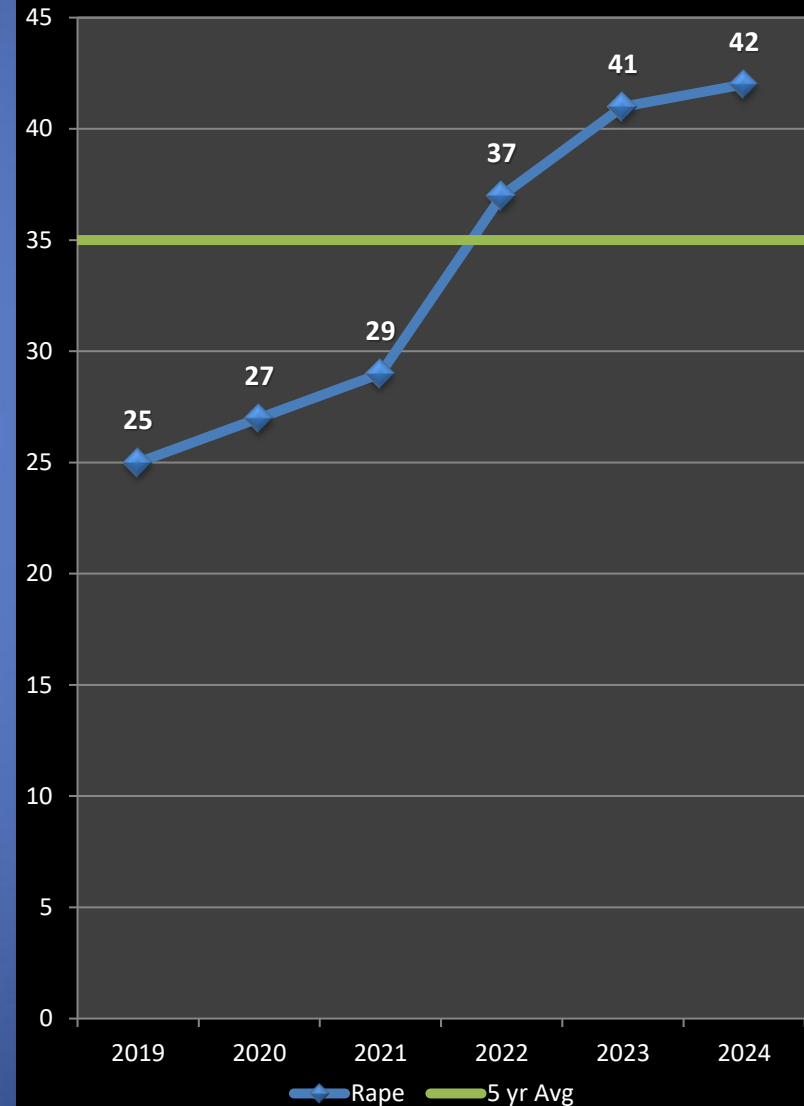
Previous Year

+2%

5-Year Average

+20%

*IN -CAL: Percentages are not calculated for numbers so small as to present a statistically misleading percentage.





AGGRAVATED ASSAULT

No Patterns

- The total of 289 aggravated assaults reported through December 2, 2024, is four crimes (-1%) below the first 11 months of 2023, and 54 incidents (23%) above the five-year average of 235 crimes. November saw a decrease of 30% below October, with 10 fewer incidents reported in the past four weeks.
- The 289 aggravated assaults reported so far in 2024 have been comprised of the following classifications: 75 domestic assaults; 61 unprovoked scenarios; 37 acquaintance assaults; 20 psychotic episodes; 20 juvenile-related assaults; 19 traffic/parking-related assaults; 14 between shop owners/patrons; 12 between unhoused individuals; nine assaults on police; seven each of workplace incidents and affrays/brawls; four each of landlord/neighbor assaults and bar/alcohol-related incidents.
- The trend observed during the past couple years of a high percentage of aggravated assaults occurring in Central Sq and on peripheral side streets resurfaced in the spring, but incidents are still generally spread across the city. One hundred of the 289 aggravated assaults (or 35%) year-to-date were reported in Central Sq. Of the 100 year-to-date in Central Sq, 34 of those were of the unprovoked category, which is more than double any other category in this area. Both the domestic and acquaintance categories each recorded 15 incidents in the Central Square area.
- There have been 14 confirmed shots fired incidents in Cambridge through December 2, 2024. Ten of the 14 resulted in no injuries, while the shootings on May 23, July 16, October 27, and November 20 resulted in non-fatal injuries to five total victims. Through the same time period in 2023, there were six confirmed shots fired incidents: three non-fatal shootings with four total victims, two shots fired incidents with no injuries, and one incident on 11/23/23 that resulted in fatal injuries to one victim and non-fatal injuries to a second victim.

Percent Change

Last 4 Weeks

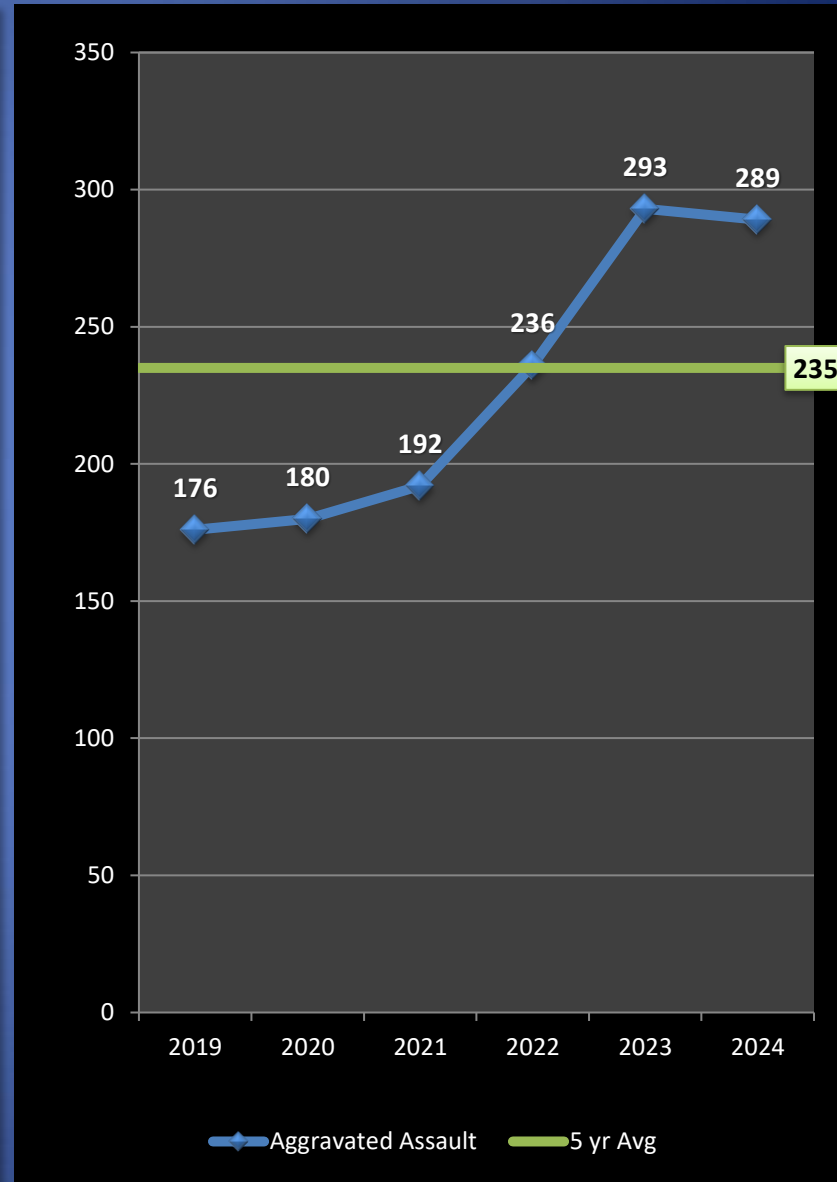
-30%

Previous Year

-1%

5-Year Average

+23%

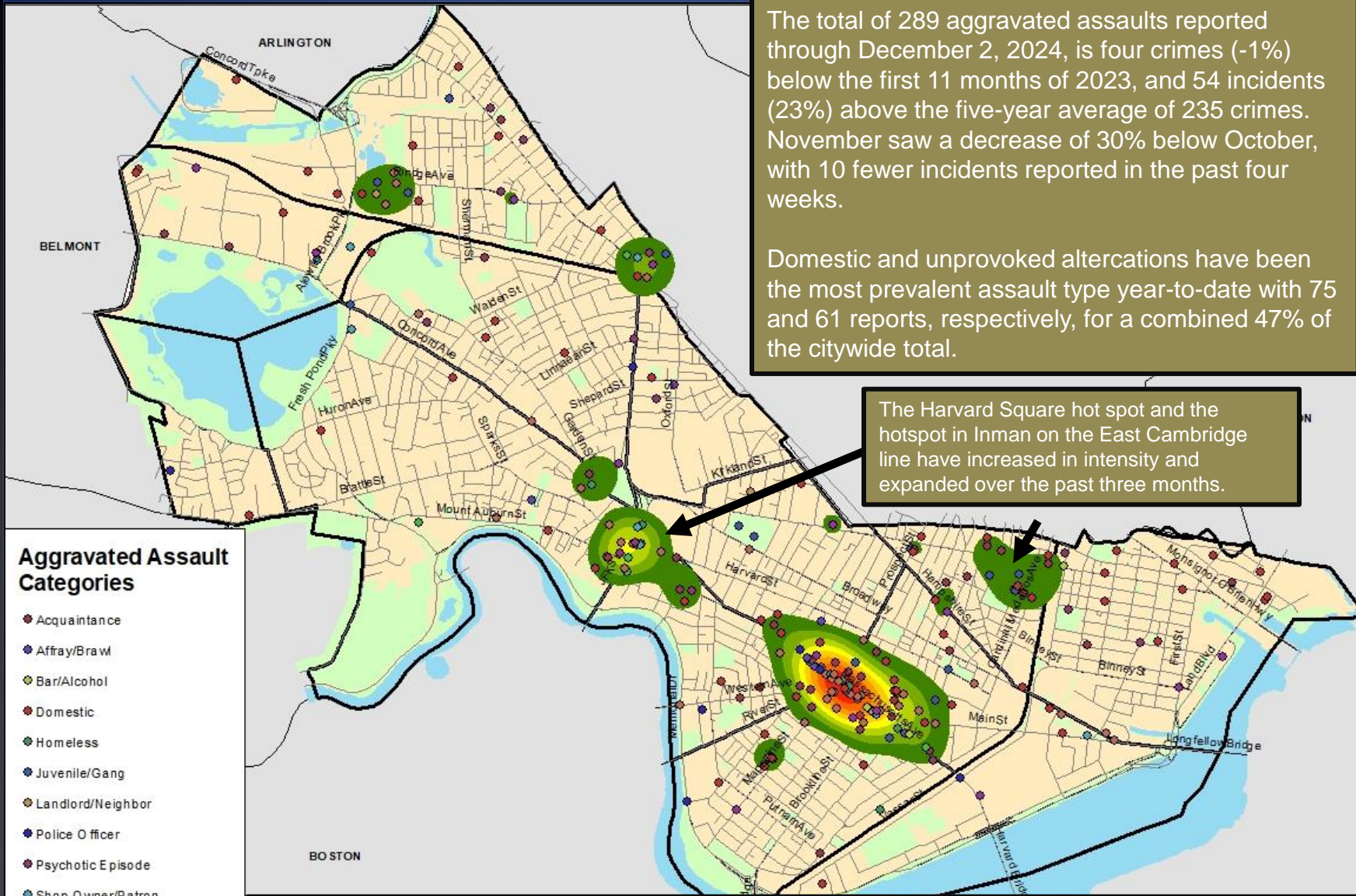




Geographic Breakdown of Aggravated Assaults: 1.1.24 – 12.2.24

Cambridge Police BridgeStat

November 2024



The total of 289 aggravated assaults reported through December 2, 2024, is four crimes (-1%) below the first 11 months of 2023, and 54 incidents (23%) above the five-year average of 235 crimes. November saw a decrease of 30% below October, with 10 fewer incidents reported in the past four weeks.

Domestic and unprovoked altercations have been the most prevalent assault type year-to-date with 75 and 61 reports, respectively, for a combined 47% of the citywide total.

The Harvard Square hot spot and the hotspot in Inman on the East Cambridge line have increased in intensity and expanded over the past three months.

Through December 2, 2024, aggravated assaults have been spread out across the city with hotspots emerging in the major squares and in the vicinity of some city parks. Central Square activity has been the most intense with 35% of the citywide activity year-to-date. Meanwhile, both Harvard Square and Alewife/West Cambridge each account for 11% of citywide activity.



Shootings & Shots Fired in Cambridge: 1.1.24 – 6.30.24 (First Half of 2024)

Cambridge Police BridgeStat

Shot Fired on 5/4 at 2:15am
Fawcett St
No ShotSpotter alert. Shell casing recovered. No injuries reported. Firearm arrest made.

There have been 14 confirmed shots fired incidents in Cambridge through December 2, 2024. Ten of the 14 resulted in no injuries, while the shootings on May 23, July 16, October 27, and November 20 resulted in non-fatal injuries to five total victims. Through the same time period in 2023, there were six confirmed shots fired incidents: three non-fatal shootings with four total victims, two shots fired incidents with no injuries, and one incident on 11/23/23 that resulted in fatal injuries to one victim and non-fatal injuries to a second victim.

Shooting on 5/23 at 9:39pm
Donnelly Field
ShotSpotter alert. A 23-year-old male and a 22-year-old female, both of Cambridge, sustained non-fatal gunshot wounds. Multiple shell casings and bullet fragments recovered. Two arrests made in connection with incident so far.

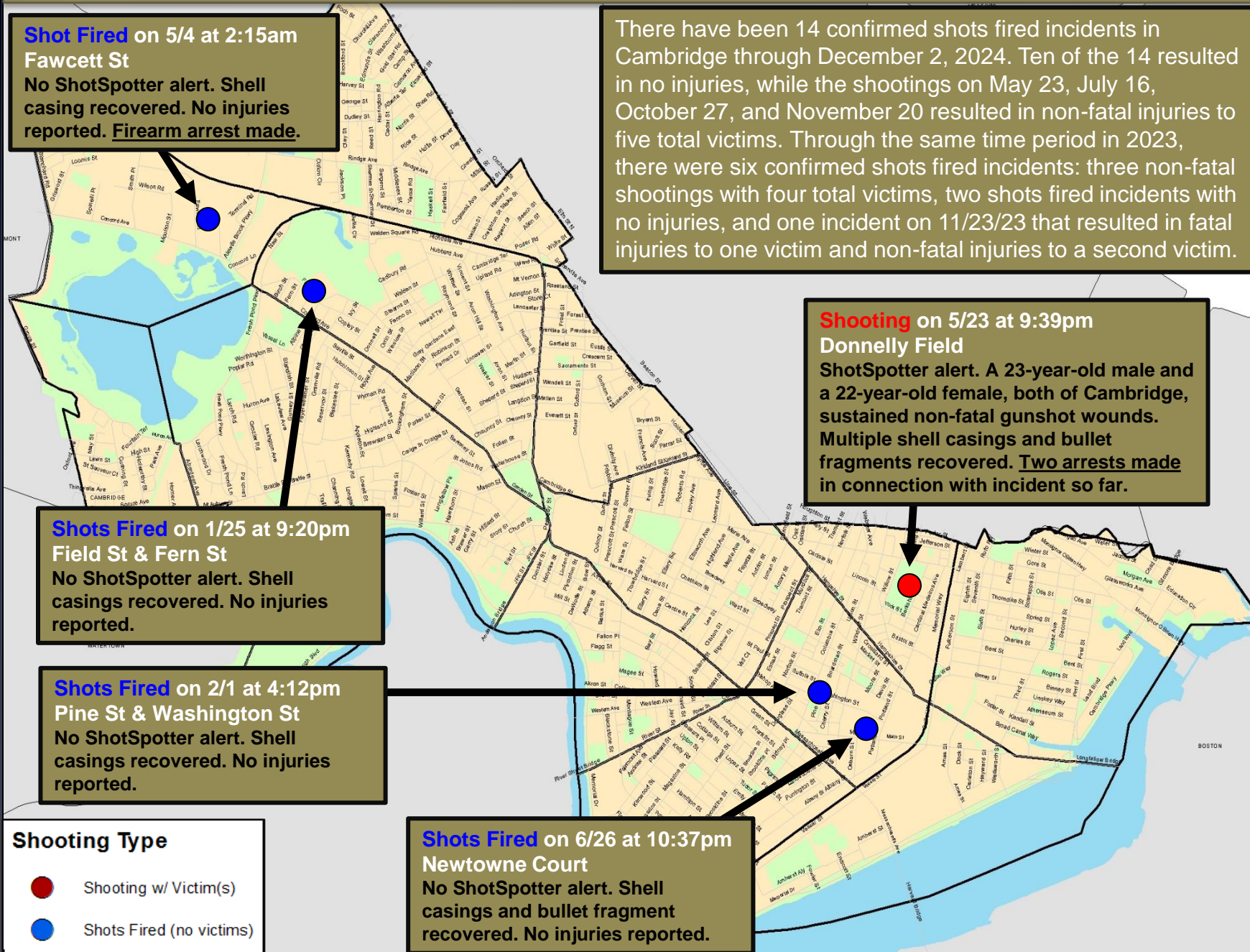
Shots Fired on 1/25 at 9:20pm
Field St & Fern St
No ShotSpotter alert. Shell casings recovered. No injuries reported.

Shots Fired on 2/1 at 4:12pm
Pine St & Washington St
No ShotSpotter alert. Shell casings recovered. No injuries reported.

Shots Fired on 6/26 at 10:37pm
Newtowne Court
No ShotSpotter alert. Shell casings and bullet fragment recovered. No injuries reported.

Shooting Type

- Shooting w/ Victim(s)
- Shots Fired (no victims)





Shootings & Shots Fired in Cambridge: 7.1.24 – 12.2.24 (Second Half of 2024)

Cambridge Police BridgeStat

There have been 14 confirmed shots fired incidents in Cambridge through December 2, 2024. Ten of the 14 resulted in no injuries, while the shootings on May 23, July 16, October 27, and November 20 resulted in non-fatal injuries to five total victims. Through the same time period in 2023, there were six confirmed shots fired incidents: three non-fatal shootings with four total victims, two shots fired incidents with no injuries, and one incident on 11/23/23 that resulted in fatal injuries to one victim and non-fatal injuries to a second victim.

Shots Fired on 11/22 at 2:10pm.
300 block of Rindge Ave
No ShotSpotter alert. Multiple shell casings located. No injuries reported. Three arrests made.

Shots Fired on 8/24 at 8:32pm
200 block of Harvard St
ShotSpotter alert. Shell casings recovered. No injuries reported.

Shots Fired on 7/28 at 11:17pm.
200 block of Putnam Ave
ShotSpotter alert and multiple 911 calls. No shell casings located at this time. No injuries reported.

Shots Fired on 7/21 at 1:24am
Fairmont St near Pleasant St
ShotSpotter alert. Shell casings recovered. No injuries reported.

Shots Fired on 7/4 at
Approx. 10:00pm
Clark St & Dickinson St
No ShotSpotter alert.
Shell casings recovered.
No injuries reported.

Shooting on 7/16 at 9:12pm
100 block of Harvard St
ShotSpotter alert. Shell casings recovered. 48-year-old Cambridge male non-fatally shot.

Shots Fired on 7/4 at
Approx. 10:00pm; 100
block of Washington St
No ShotSpotter alert.
Shell casings recovered.
No injuries reported.

Shooting on 8/28 at
5:15pm; Ames St &
Memorial Dr
No ShotSpotter alert.
Road rage incident.
One male non-fatally shot. **STATE POLICE JURISDICTION.**

Shooting on 10/27 at 1:00am
Clement Morgan Park
No ShotSpotter alert. 27-year-old
Malden male non-fatally shot.

Shooting on 11/20 at 12:45am
Windsor St & Newtowne Ct
No ShotSpotter alert. 20-year-old
male non-fatally shot.

Shooting Type

- Shooting w/ Victim(s)
- Shots Fired (no victims)



Robbery

No Patterns

- The five-year average for overall robbery in Cambridge for the first 11 months of the year is 92 incidents. Through 12/2 of 2024, 101 robberies were recorded, which translates to a 10% rise above the projected total and a 20% decline below the 126 robberies counted for the first 11 months of 2023.
- There have been 23 commercial robberies reported year-to-date in 2024. This total is down 11 incidents (-32%) from the 34 robberies reported through 12/2 in 2023 and is up two incidents (10%) from the five-year average of 21. All 23 robberies reported year-to-date have been unrelated, but 17 of the 23 have involved shoplifting incidents across the city that escalated into robberies.
- Street robberies year-to-date in 2024 are down 14 incidents (-15%) from the 92 reported through this time in 2023 and are up seven incidents (10%) above the five-year average of 71. Fourteen incidents citywide so far in 2024 have resulted in an arrest, and suspects have been identified in at least 24 others.
- The first brief street robbery pattern of the year emerged in late November in The Port. Three similar armed robberies were reported from 11/29 – 12/1 in the area of Elm St & Market St. Victims reported making arrangements online to sell items and were robbed of those items at gunpoint when they met with the buyers in person. Two juveniles were arrested in connection with the third and final incident on 12/1. Investigation is ongoing.
- After seeing a relatively quiet start to the year in Central Square, robbery activity began to pick up in this area in March. Thirty-three of the 59 street robberies reported since May 1 have taken place in Central Square, bringing the total reported in and around the Square this year to 42, which is 54% of the 78 street robberies reported citywide. This is similar to a trend seen in this area that began in 2021 and continued throughout all of 2022 and much of 2023. Multiple incidents in this area have involved unhoused individuals as victims and/or suspects.

Percent Change

Last 4 Weeks

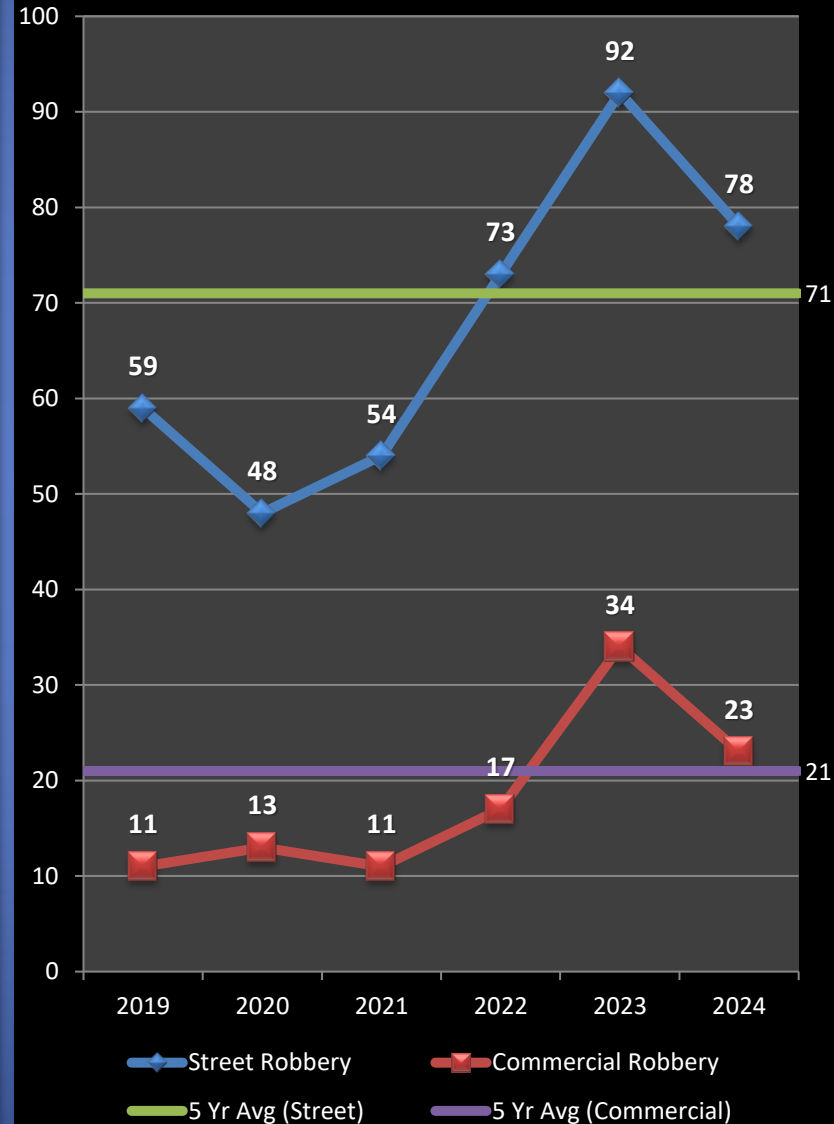
+71%

Previous Year

-20%

5-Year Average

+10%



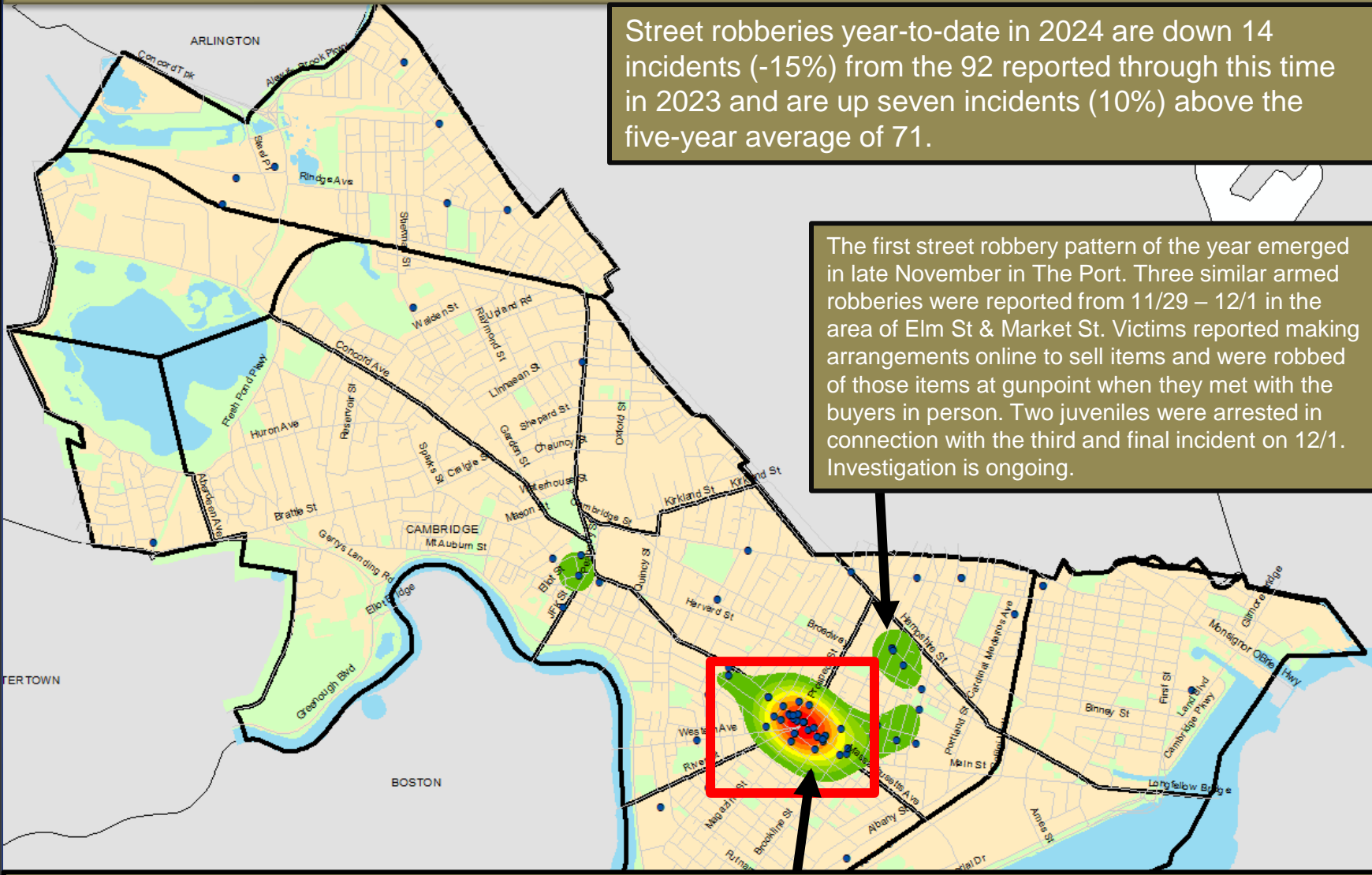


Geographic Breakdown of Street Robberies: 1.1.24 – 12.2.24

Cambridge Police BridgeStat

Street robberies year-to-date in 2024 are down 14 incidents (-15%) from the 92 reported through this time in 2023 and are up seven incidents (10%) above the five-year average of 71.

The first street robbery pattern of the year emerged in late November in The Port. Three similar armed robberies were reported from 11/29 – 12/1 in the area of Elm St & Market St. Victims reported making arrangements online to sell items and were robbed of those items at gunpoint when they met with the buyers in person. Two juveniles were arrested in connection with the third and final incident on 12/1. Investigation is ongoing.



After seeing a relatively quiet start to the year in Central Square, robbery activity began to pick up in this area in March. Five of the ten robberies reported in November (through 12/1) took place in Central Square, bringing the total reported in and around the Square this year to 42, which is 54% of the 78 street robberies reported citywide. This is similar to a trend seen in this area that began in 2021 and continued throughout all of 2022 and much of 2023. Multiple incidents in this area have involved unhoused individuals as victims and/or suspects.

November 2024



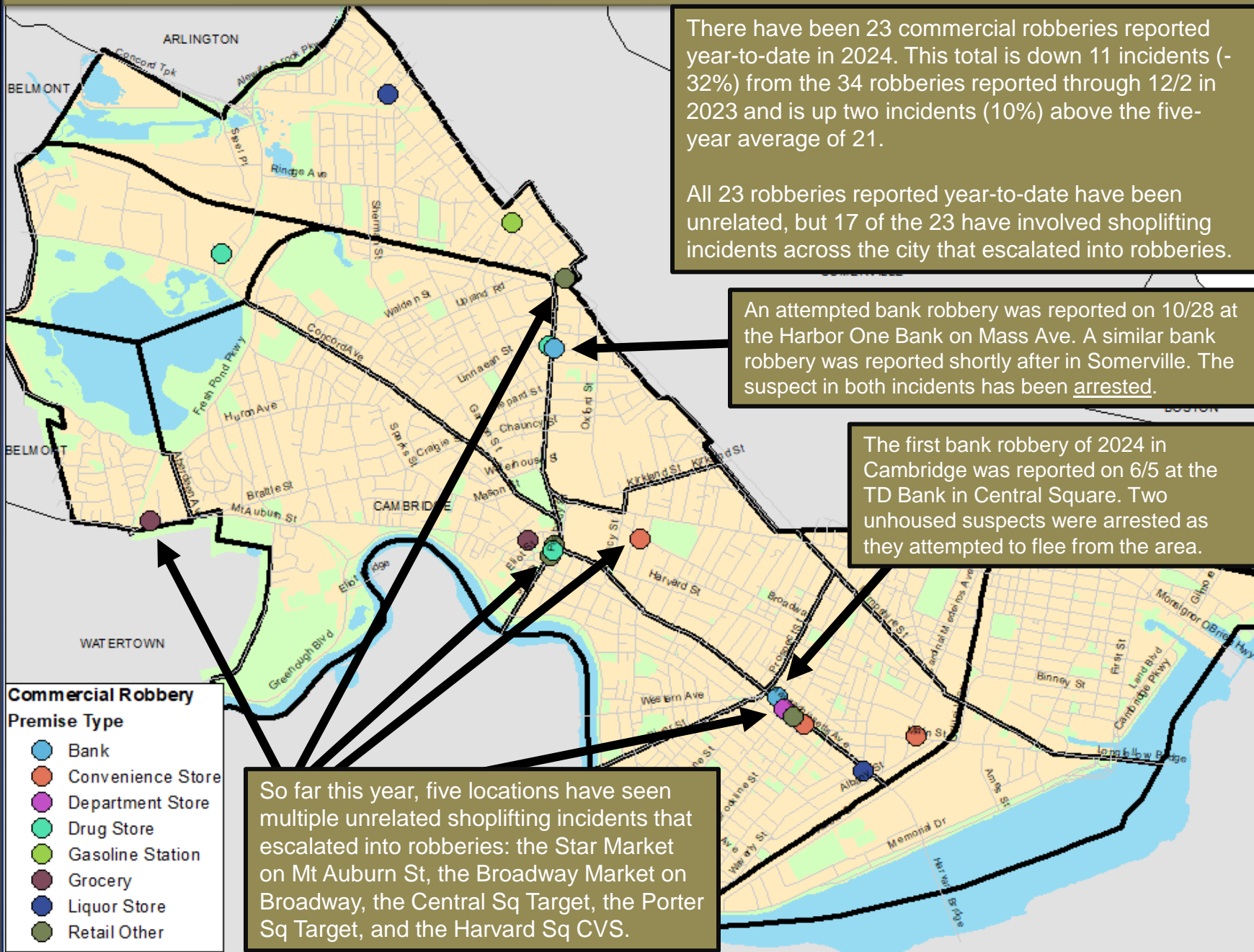
Geographic Breakdown of Commercial Robberies: 1.1.24 – 12.2.24

There have been 23 commercial robberies reported year-to-date in 2024. This total is down 11 incidents (-32%) from the 34 robberies reported through 12/2 in 2023 and is up two incidents (10%) above the five-year average of 21.

All 23 robberies reported year-to-date have been unrelated, but 17 of the 23 have involved shoplifting incidents across the city that escalated into robberies.

An attempted bank robbery was reported on 10/28 at the Harbor One Bank on Mass Ave. A similar bank robbery was reported shortly after in Somerville. The suspect in both incidents has been arrested.

The first bank robbery of 2024 in Cambridge was reported on 6/5 at the TD Bank in Central Square. Two unhousted suspects were arrested as they attempted to flee from the area.



Commercial Robbery Premise Type

- Bank
- Convenience Store
- Department Store
- Drug Store
- Gasoline Station
- Grocery
- Liquor Store
- Retail Other

So far this year, five locations have seen multiple unrelated shoplifting incidents that escalated into robberies: the Star Market on Mt Auburn St, the Broadway Market on Broadway, the Central Sq Target, the Porter Sq Target, and the Harvard Sq CVS.



Burglary

No Pattern

Percent Change

Last 4 Weeks

-24%

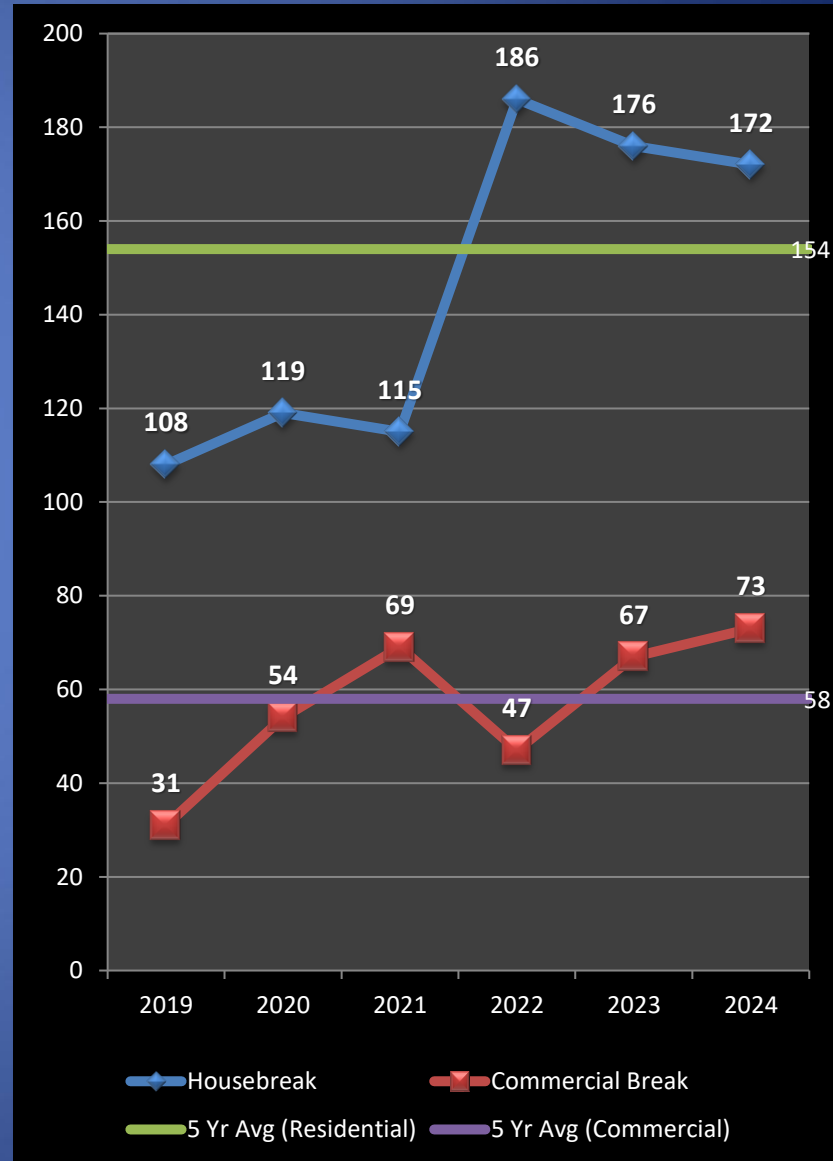
Previous Year

+1%

5-Year Average

+16%

- The property index crime of burglary, the combination of residential and commercial breaks, has recorded an increase of 1% through December 2nd of 2024 when compared to the 243 reported through the same time in 2023. The total of 245 incidents reported year-to-date is also up 16% when compared with the five-year average of 212.
- Housebreaks have decreased by four incidents (2%) from 176 breaks during the first 11 months of 2023 to 172 this year. Activity spiked in January with 27, dropped off for the next four months, spiked again in June with 23 incidents, and has remained under 20 incidents for the past five months.
- Of the 11 housebreaks that occurred in November, only Peabody, Cambridgeport, and Riverside experienced more than one incident.
- Conversely, commercial breaks are up by six incidents (9%), from 67 incidents through the first 11 months of 2023 to 73 year-to-date in 2024. There were two related commercial breaks overnight from 1/24-1/25 in North Cambridge, where two females broke into a Dunkin Donuts and an office. One of the parties was arrested in Boston and has been connected to other regional breaks. There were also two related commercial breaks that occurred overnight from 4/11-4/12 in two neighboring businesses in East Cambridge.
- There was a sporadic series of commercial breaks targeting copper at construction sites in North Cambridge earlier this year, which remerged in November. This area experienced four breaks between January and May, and three more were reported this month. Two possible suspects were identified in connection with two May breaks. It is unknown if any of the other five incidents are related at this time.





Geographic Breakdown of Housebreaks: 1.1.24 – 12.2.24

Cambridge Police BridgeStat

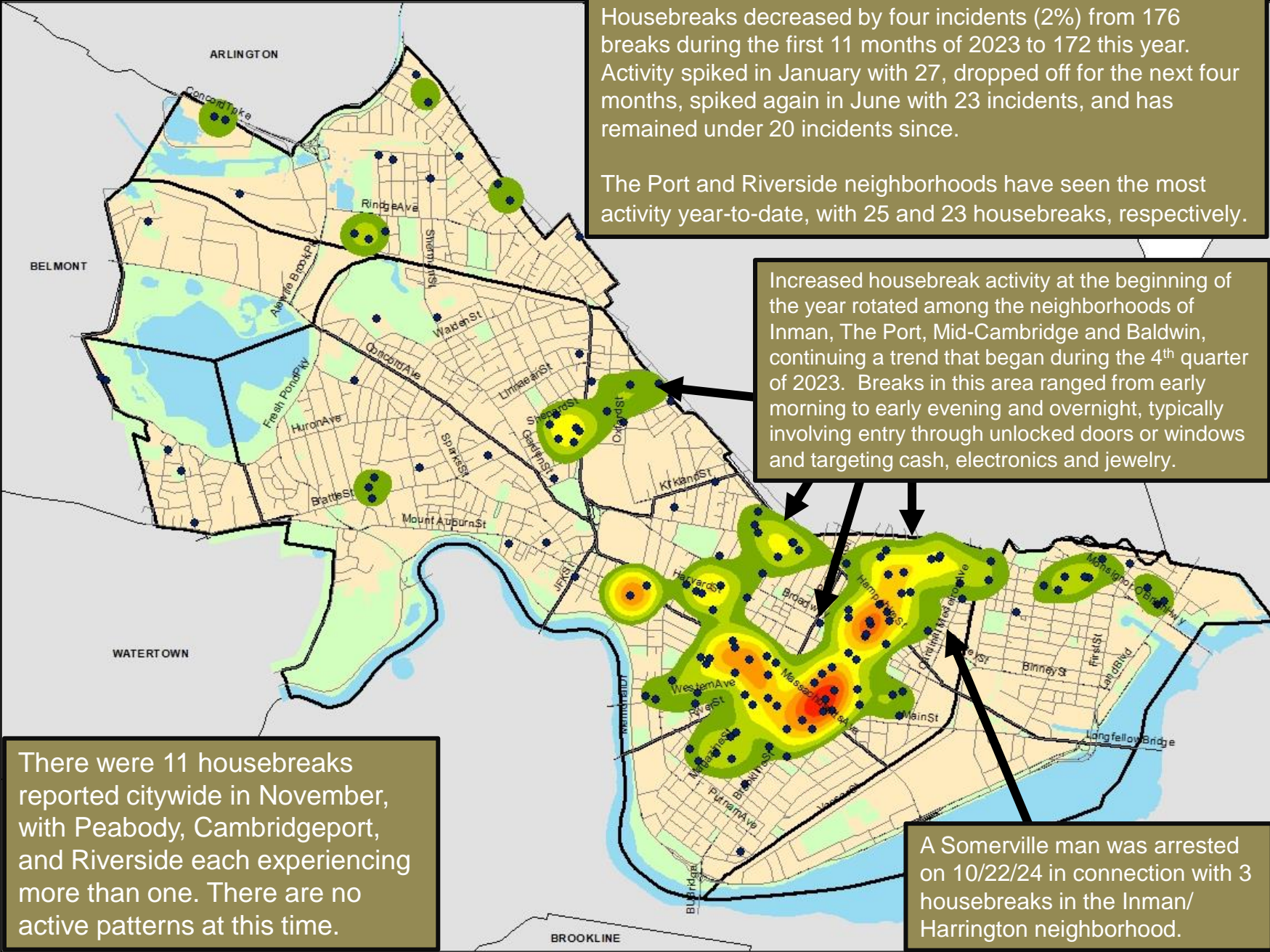
Housebreaks decreased by four incidents (2%) from 176 breaks during the first 11 months of 2023 to 172 this year. Activity spiked in January with 27, dropped off for the next four months, spiked again in June with 23 incidents, and has remained under 20 incidents since.

The Port and Riverside neighborhoods have seen the most activity year-to-date, with 25 and 23 housebreaks, respectively.

Increased housebreak activity at the beginning of the year rotated among the neighborhoods of Inman, The Port, Mid-Cambridge and Baldwin, continuing a trend that began during the 4th quarter of 2023. Breaks in this area ranged from early morning to early evening and overnight, typically involving entry through unlocked doors or windows and targeting cash, electronics and jewelry.

There were 11 housebreaks reported citywide in November, with Peabody, Cambridgeport, and Riverside each experiencing more than one. There are no active patterns at this time.

A Somerville man was arrested on 10/22/24 in connection with 3 housebreaks in the Inman/Harrington neighborhood.

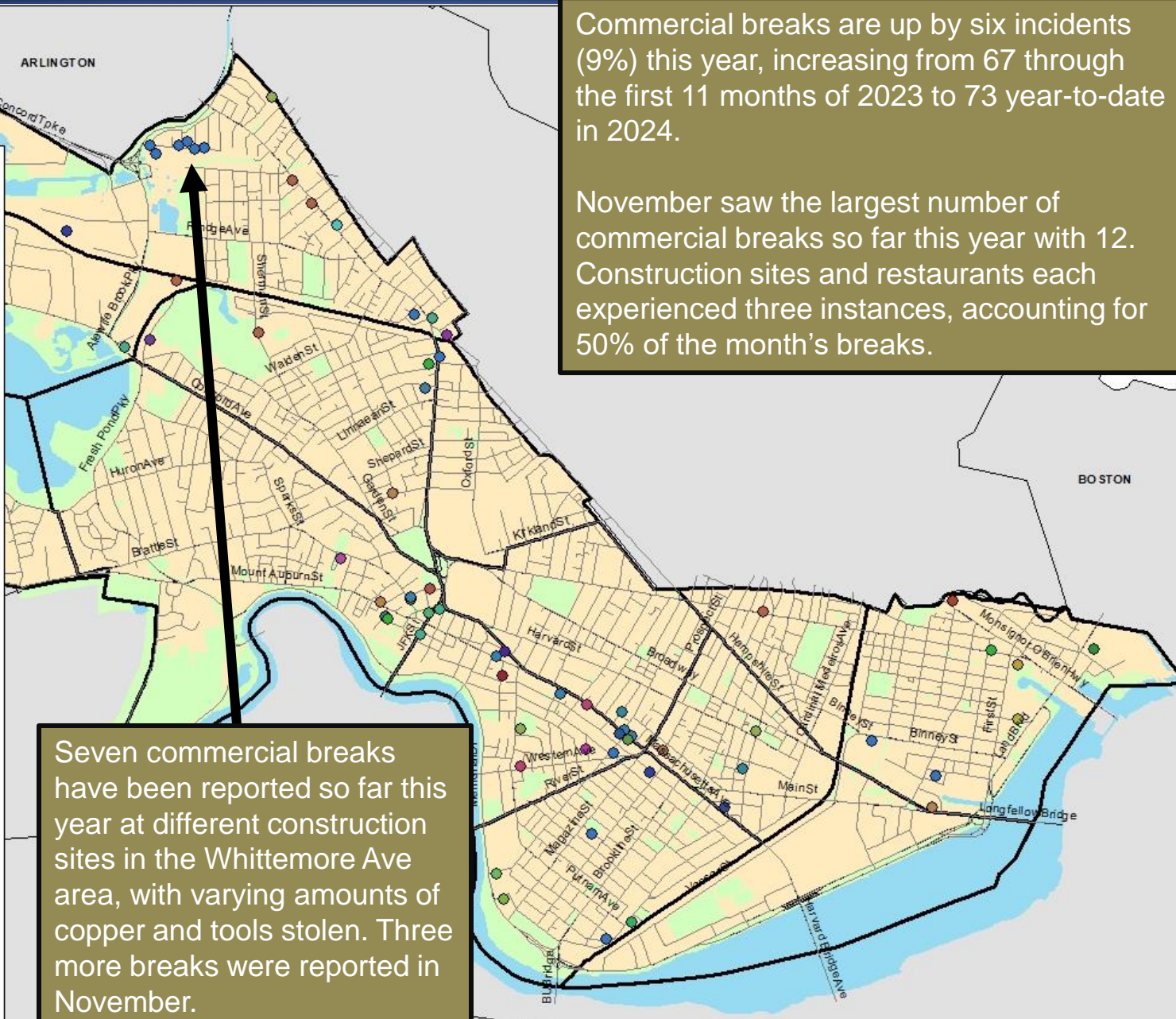




Geographic Breakdown of Commercial Breaks: 1.1.24 – 12.2.24

Commercial Break Premise Types

- ATM
- Apartment
- Apartment Hallway
- Art/Photography Gallery
- Auto Service
- Caf.
- Church
- Commercial Unknown
- Condominium
- Construction Site
- Convenience Store
- Electronics/Computers
- Fast Food
- Food Court
- Garage (Personal)
- Gasoline Station
- Government Building
- Health Club
- Hotel/Motel
- Law Office
- Medical Building
- Office Supplies
- Parking Garage
- Restaurant/Bar
- Retail Other
- School
- Social Club
- Social Services
- Storage



Commercial breaks are up by six incidents (9%) this year, increasing from 67 through the first 11 months of 2023 to 73 year-to-date in 2024.

November saw the largest number of commercial breaks so far this year with 12. Construction sites and restaurants each experienced three instances, accounting for 50% of the month's breaks.

Seven commercial breaks have been reported so far this year at different construction sites in the Whittemore Ave area, with varying amounts of copper and tools stolen. Three more breaks were reported in November.



LARCENY

No Patterns

Percent Change

Last 4 Weeks

-9%

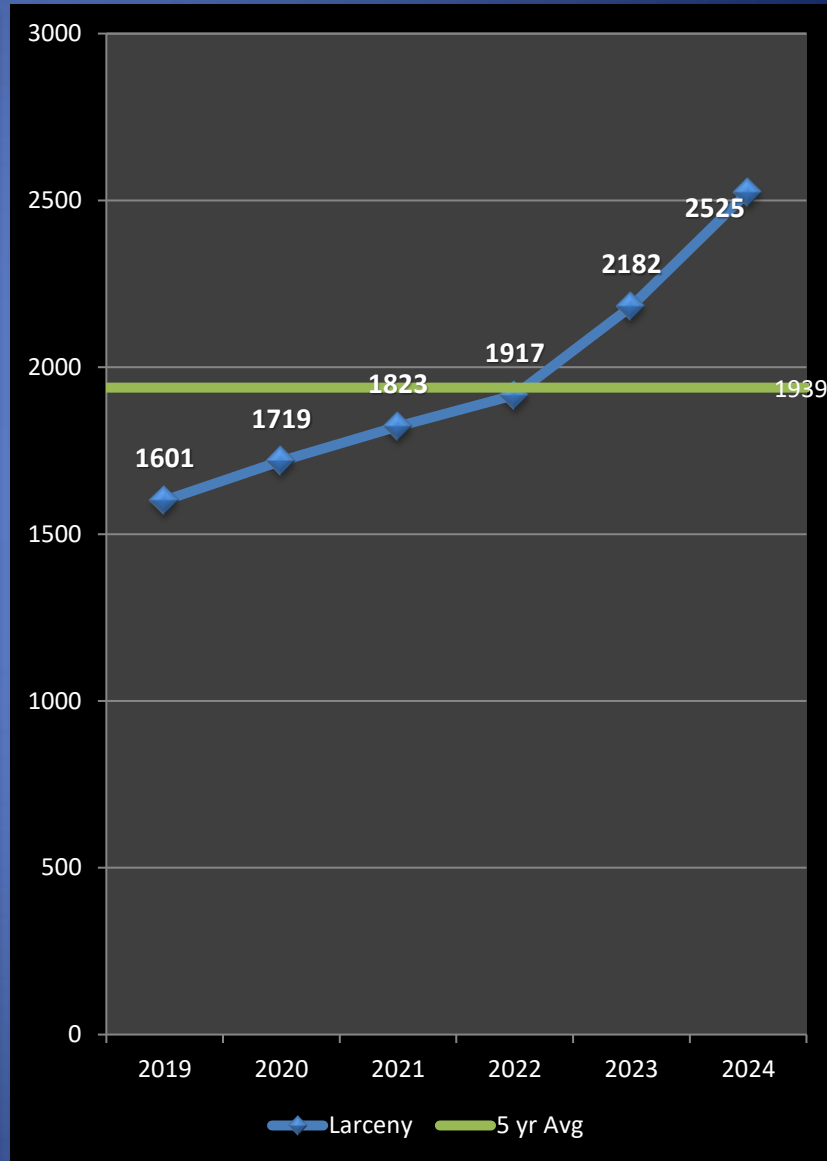
Previous Year

+16%

5-Year Average

+30%

- Preliminary stats indicate that overall larceny year-to-date in 2024 is registering at 2,525 incidents, 16% above this time in 2023. The total of 2,525 larcenies reported in 2024 is also 30% above the 5-year average of 1,939 incidents.
- The larceny from motor vehicle total through December 2nd, 2024, is 265 incidents, 14% below the same time frame in 2023. The decrease in 2024 compared to last year can be partly attributed to the elimination of catalytic converter thefts. Through November in 2023, there had been 21 catalytic converter thefts reported, while so far in 2024, there have been none.
- Through December 2nd, 2024, there were 81 larcenies from the person reported in Cambridge, down 11% (10 incidents) when compared to the same number in 2023. Central Square has had the largest number of thefts with 36 incidents so far this year.
- There have been 194 larcenies from buildings reported through December 2nd, 2024. This total is seven incidents (4%) above the same time period last year and is 22 incidents (13%) more than the five-year average. There are no defined patterns of this crime type in the city at this time.
- Larcenies from residences are up 21 incidents (6%) in 2024 when compared with 2023. Package thefts have made up the majority of this crime type in recent years and have registered even higher than average in 2020-2024 due to the increased volume of deliveries that began during the pandemic and have continued ever since. Package thefts have accounted for 279 (or 70%) of the 401 larcenies from residences thus far in 2024.
- There have been 480 larcenies of bicycles reported through December 2nd, 2024. This total is 75 incidents (14%) below the total through the same time period in 2023 and 53 incidents (10%) below the five-year average of 533. The top neighborhood for bike thefts so far this year is Mid-Cambridge.





LARCENY From MV

No Patterns

- The larceny from motor vehicle total for the first 11 months of 2024 is 265 incidents, which is 14% (42 incidents) below the total for the same time period in 2023. The 265 thefts from vehicles reported through December 2nd also indicates a decrease of 85 incidents (-24%) below the 350 car breaks forecasted for the first 11 months of the year.
- The neighborhoods with the highest larceny from motor vehicle totals through November of 2024 are: Inman/Harrington (40), Cambridgeport (37), and The Port (35).
- Comparing the last four weeks (November) to the previous four (October), there was a 27% decrease in larcenies from motor vehicles, with eight fewer incidents reported.
- Of the 265 incidents reported thus far in 2024, 126 vehicles (48%) were entered via unknown means and 109 vehicles (41%) were left unlocked at the time of the theft.
- A Somerville man was arrested on 4/8 and is believed to be responsible for numerous larcenies from motor vehicles in the Mid-Cambridge area. The same Somerville man was arrested on 5/30 in Somerville and once again is believed to be responsible for a number of car breaks in the Cambridgeport area around the time of his arrest.

Percent Change

Last 4 Weeks

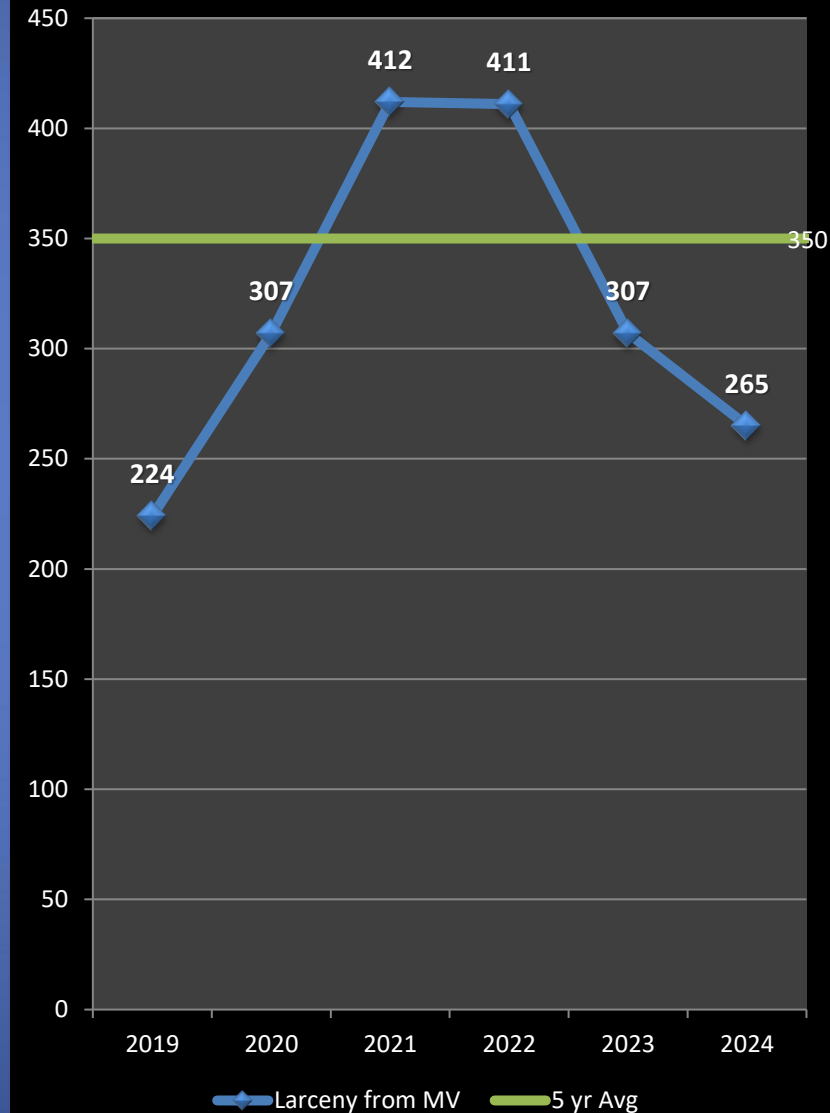
-27%

Previous Year

-14%

5-Year Average

-24%





Geographic Breakdown of Larceny from Motor Vehicles: 1.1.24 – 12.2.24

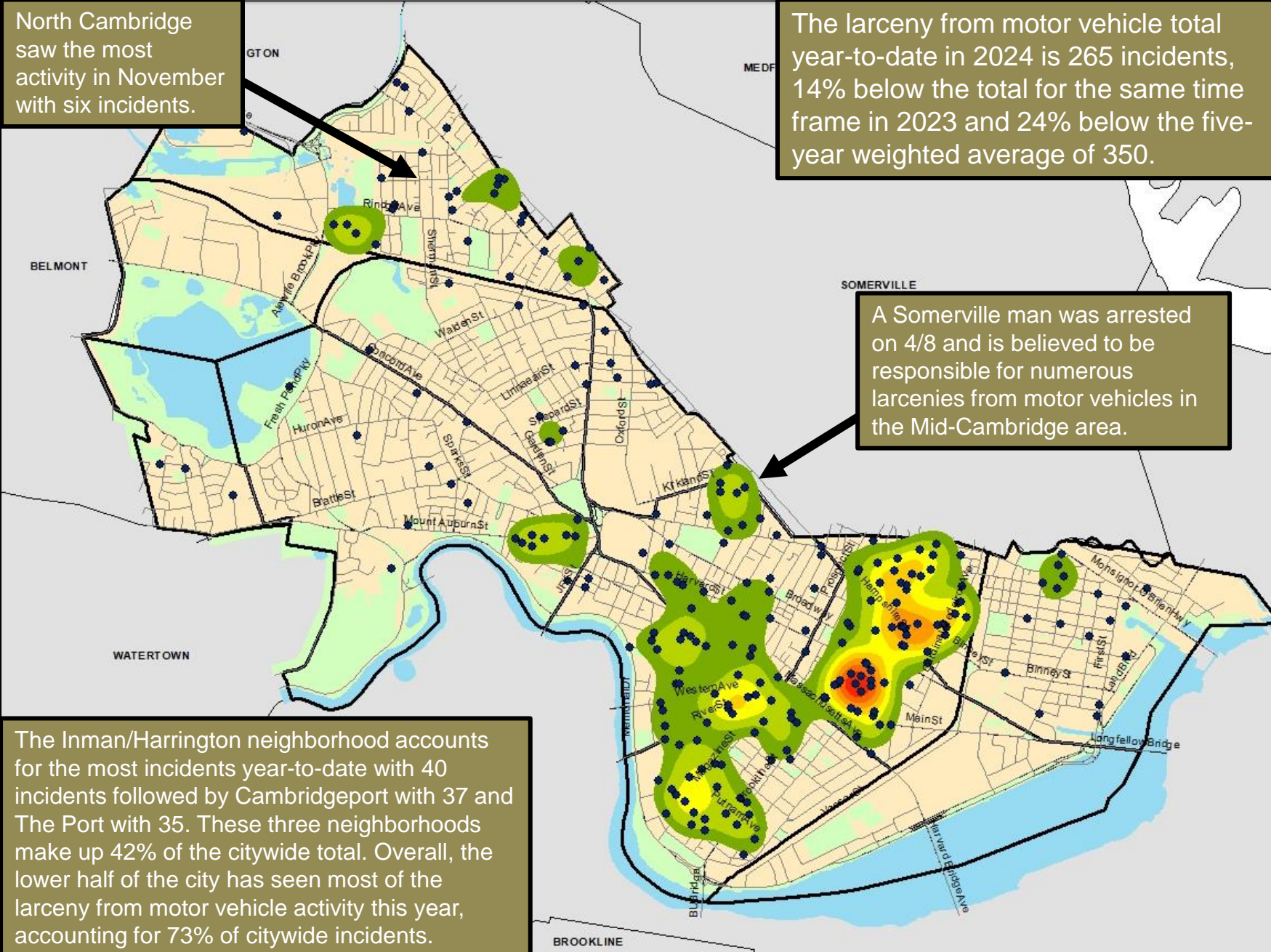
Cambridge Police BridgeStat

North Cambridge saw the most activity in November with six incidents.

The larceny from motor vehicle total year-to-date in 2024 is 265 incidents, 14% below the total for the same time frame in 2023 and 24% below the five-year weighted average of 350.

A Somerville man was arrested on 4/8 and is believed to be responsible for numerous larcenies from motor vehicles in the Mid-Cambridge area.

The Inman/Harrington neighborhood accounts for the most incidents year-to-date with 40 incidents followed by Cambridgeport with 37 and The Port with 35. These three neighborhoods make up 42% of the citywide total. Overall, the lower half of the city has seen most of the larceny from motor vehicle activity this year, accounting for 73% of citywide incidents.



November 2024



LARCENY from Person

No Patterns

Percent Change

Last 4 Weeks

-50%

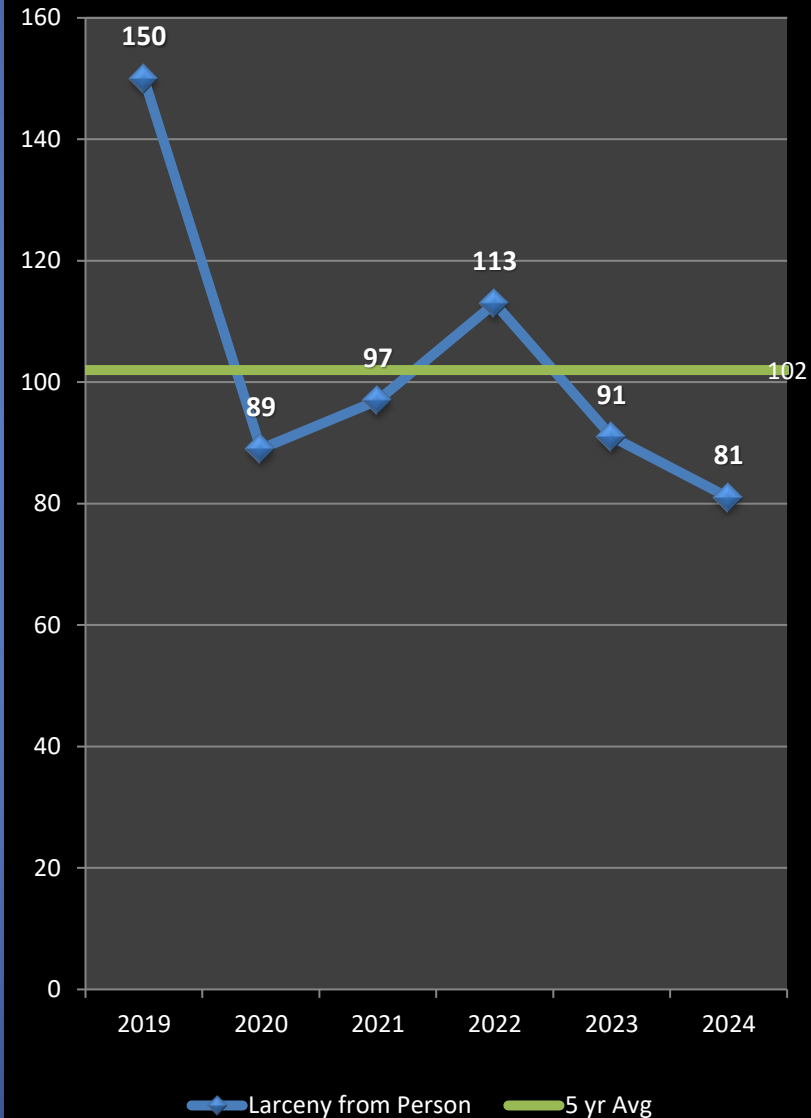
Previous Year

-11%

5-Year Average

-21%

- Larceny from the person through December 2nd, 2024, declined by ten incidents (11%) when compared to the same time period in 2023 and was 21 incidents (21%) below the five-year average of 102 incidents. Three thefts were reported in the past four weeks (November), which is three incidents less than the previous four weeks (October).
- Thirty-six of the 81 incidents year-to-date in 2024 took place in Central Square. The other incidents took place throughout the city, with Harvard Square registering 15 incidents, followed by Porter Square with eight, 1500-1900 Mass Ave with five, Kendall/MIT with four, East Cambridge, Inman Square, Alewife/West Cambridge, and Bay Square with three each, and one for Cambridgeport/Riverside.
- In recent years, higher numbers in Central Square have mainly been due to grab-and-run situations. There have been 13 incidents of this nature in Central Square year-to-date. Another common situation involves individuals who are unhoused whose property may have been stolen while they were asleep or otherwise distracted; this has accounted for 11 incidents in this area so far this year. Pocket-picking situations have also accounted for seven incidents in Central Square this year.





LARCENY of Bicycle

No Patterns

- There have been 480 bicycle thefts reported citywide in the first 11 months of 2024, down 14% from the 555 reported during the same time period in 2023. Additionally, the 2024 total year-to-date is registering at 10% below the five-year average of 533.
- The most recent four weeks (November) saw a 26% decrease in bike thefts when compared with the previous four weeks (October), with 12 fewer thefts reported in November. We expect bike thefts to continue to drop off as the cooler weather moves in and ridership decreases.
- Only 139 bike thefts (29% of all citywide thefts) have occurred North of Harvard Square.
- Of the 480 bike thefts reported in 2024, 367 (76%) were reportedly locked at the time of the theft.

Top Neighborhoods for Bike Theft in 2024:

Neighborhood	YTD Total	% Citywide
Mid-Cambridge	71	15%
The Port	69	14%
Cambridgeport	60	13%
Riverside	57	12%

Percent Change

Last 4 Weeks

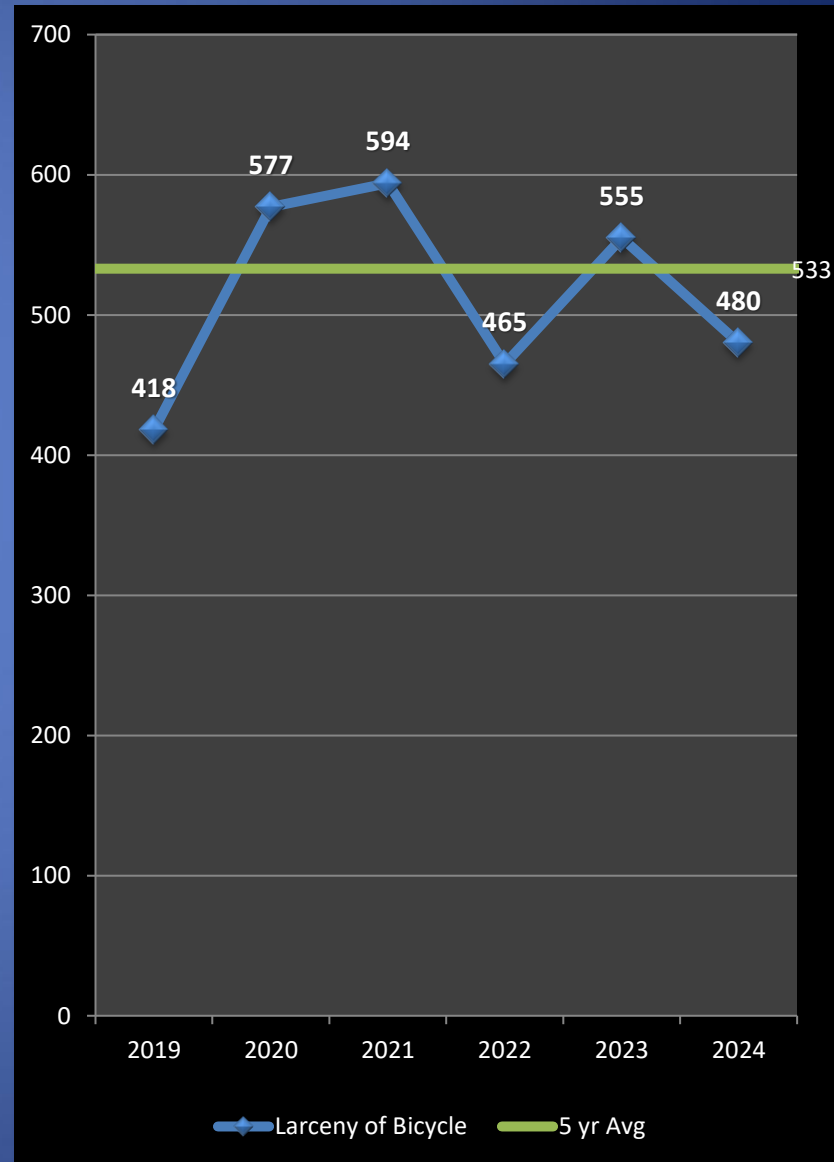
Previous Year

5-Year Average

-26%

-14%

-10%



Larceny of Bicycle 5 yr Avg



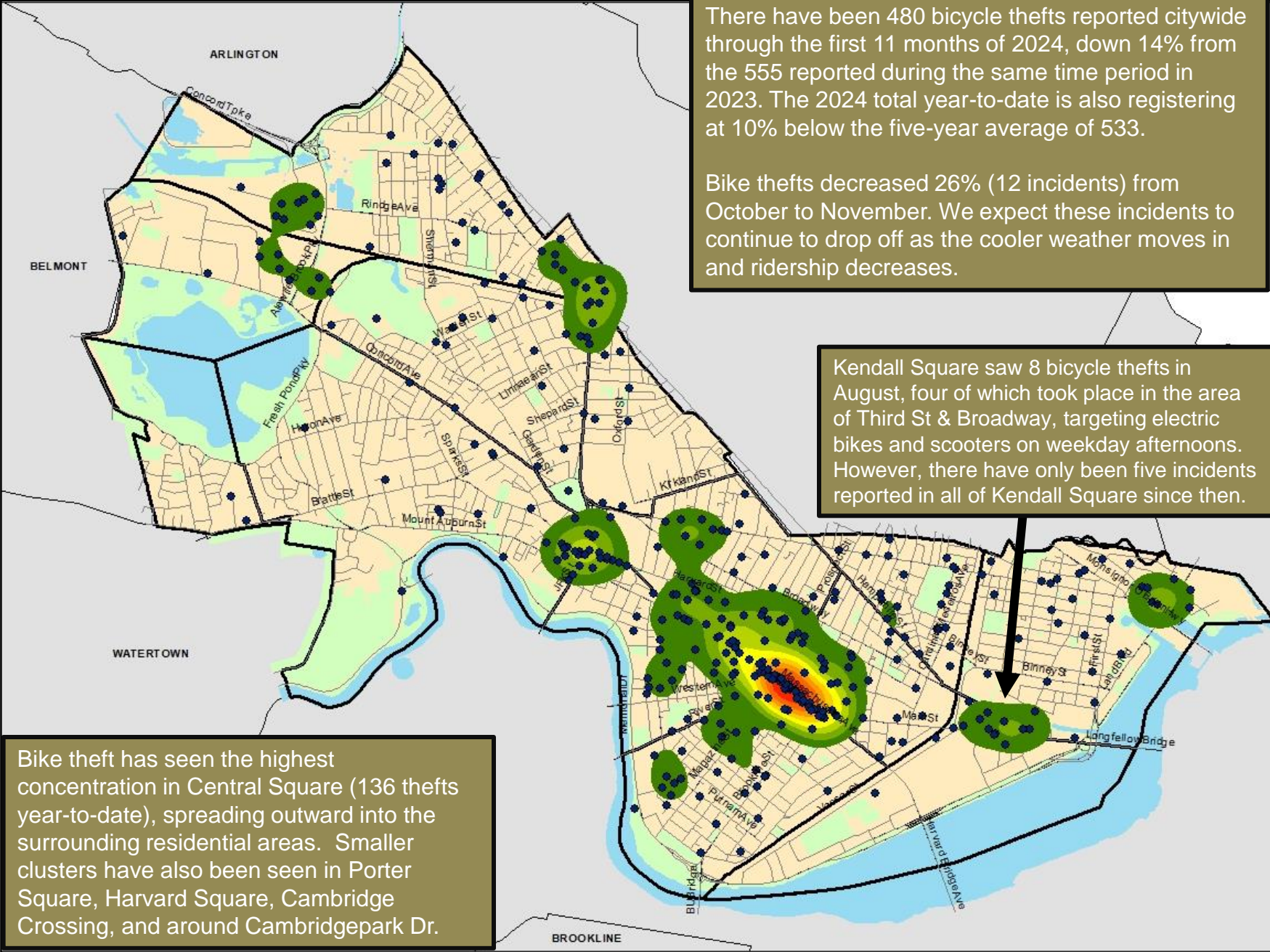
Geographic Breakdown of Bicycle Thefts: 1.1.24 – 12.2.24

Cambridge Police BridgeStat

There have been 480 bicycle thefts reported citywide through the first 11 months of 2024, down 14% from the 555 reported during the same time period in 2023. The 2024 total year-to-date is also registering at 10% below the five-year average of 533.

Bike thefts decreased 26% (12 incidents) from October to November. We expect these incidents to continue to drop off as the cooler weather moves in and ridership decreases.

Kendall Square saw 8 bicycle thefts in August, four of which took place in the area of Third St & Broadway, targeting electric bikes and scooters on weekday afternoons. However, there have only been five incidents reported in all of Kendall Square since then.



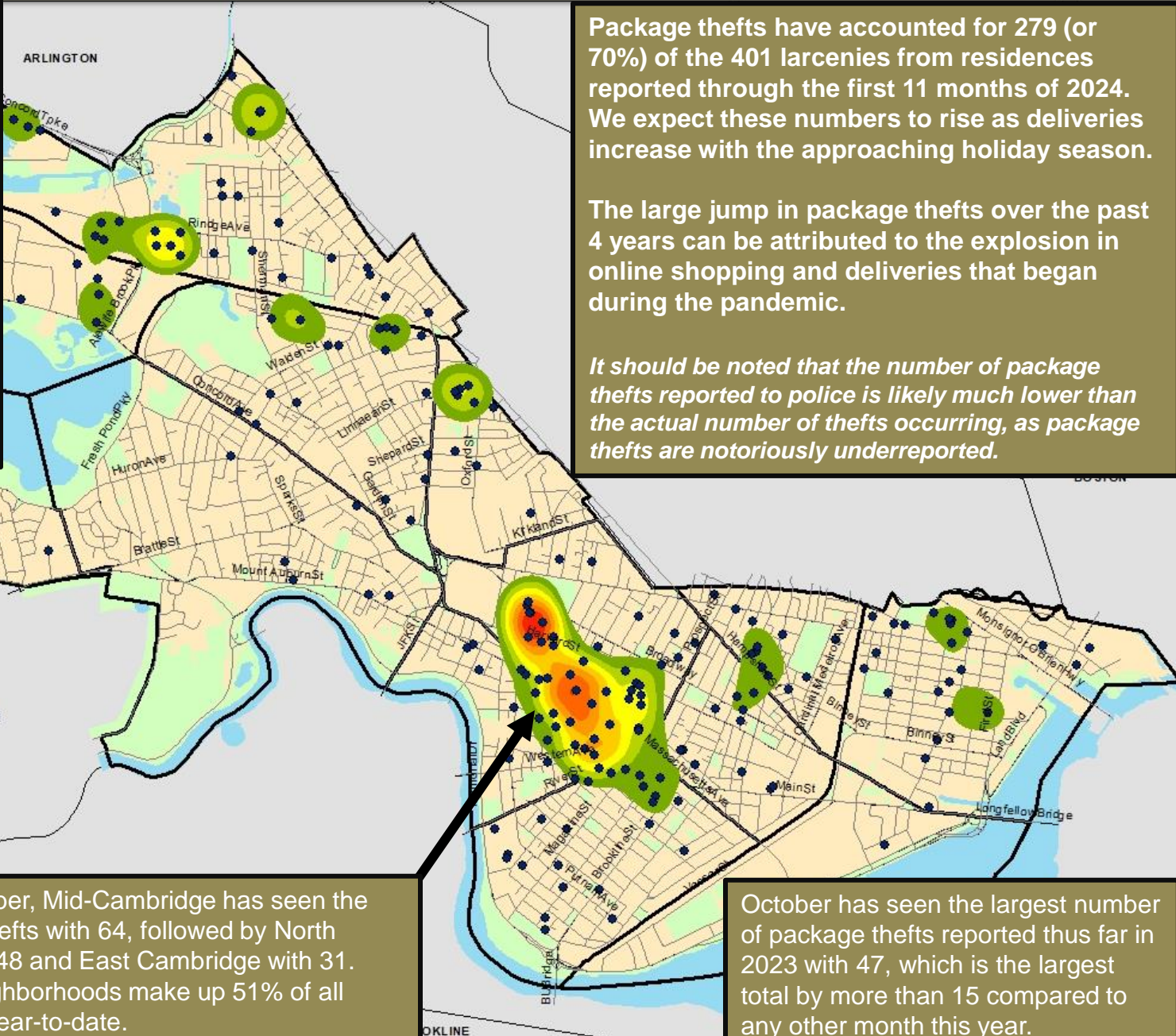
Bike theft has seen the highest concentration in Central Square (136 thefts year-to-date), spreading outward into the surrounding residential areas. Smaller clusters have also been seen in Porter Square, Harvard Square, Cambridge Crossing, and around Cambridgepark Dr.



Geographic Breakdown of Package Thefts: 1.1.24 – 12.2.24

Cambridge Police BridgeStat

Many of the hotspots that appear in the northern part of the city are at large apartment complexes. However, no single location has reported more than five package thefts in Peabody, Strawberry Hill or North Cambridge.



Package thefts have accounted for 279 (or 70%) of the 401 larcenies from residences reported through the first 11 months of 2024. We expect these numbers to rise as deliveries increase with the approaching holiday season.

The large jump in package thefts over the past 4 years can be attributed to the explosion in online shopping and deliveries that began during the pandemic.

It should be noted that the number of package thefts reported to police is likely much lower than the actual number of thefts occurring, as package thefts are notoriously underreported.

Through November, Mid-Cambridge has seen the most package thefts with 64, followed by North Cambridge with 48 and East Cambridge with 31. These three neighborhoods make up 51% of all package thefts year-to-date.

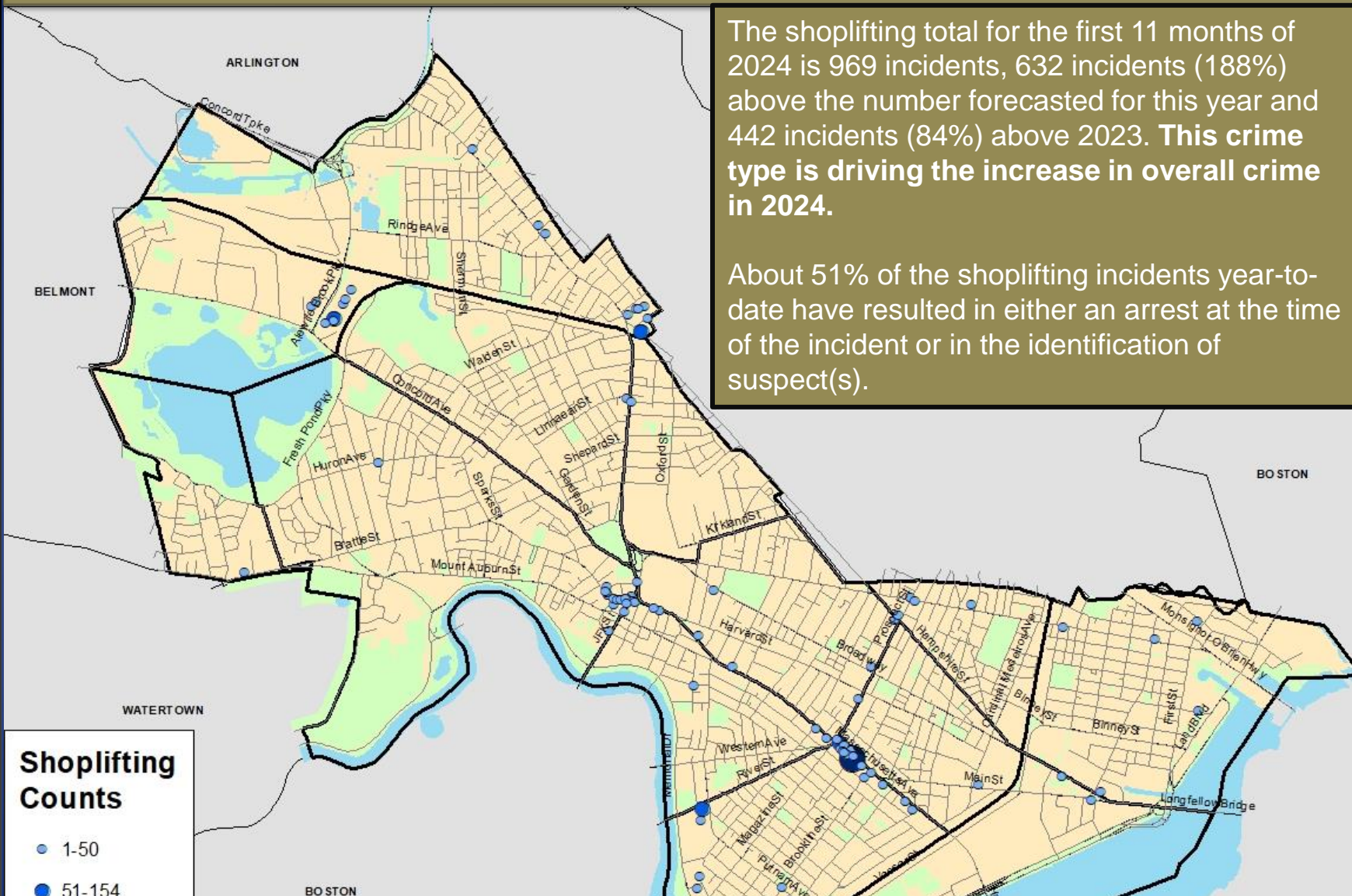
October has seen the largest number of package thefts reported thus far in 2023 with 47, which is the largest total by more than 15 compared to any other month this year.



Geographic Breakdown of Shoplifting: 1.1.24 – 12.2.24

The shoplifting total for the first 11 months of 2024 is 969 incidents, 632 incidents (188%) above the number forecasted for this year and 442 incidents (84%) above 2023. **This crime type is driving the increase in overall crime in 2024.**

About 51% of the shoplifting incidents year-to-date have resulted in either an arrest at the time of the incident or in the identification of suspect(s).



Shoplifting Counts

- 1-50
- 51-154
- 155-231
- 232-307

Target in Central Sq has reported the most shoplifting incidents so far in 2024 with 307 thefts, followed by the Target in Porter Square with 109, the Walgreens on River Street with 79, and the Whole Foods in Alewife/West Cambridge with 63. Overall, 15 different locations throughout the city have reported more than 10 instances of shoplifting in 2024.



AUTO THEFT

No Patterns

Percent Change

Last 4 Weeks

-62%

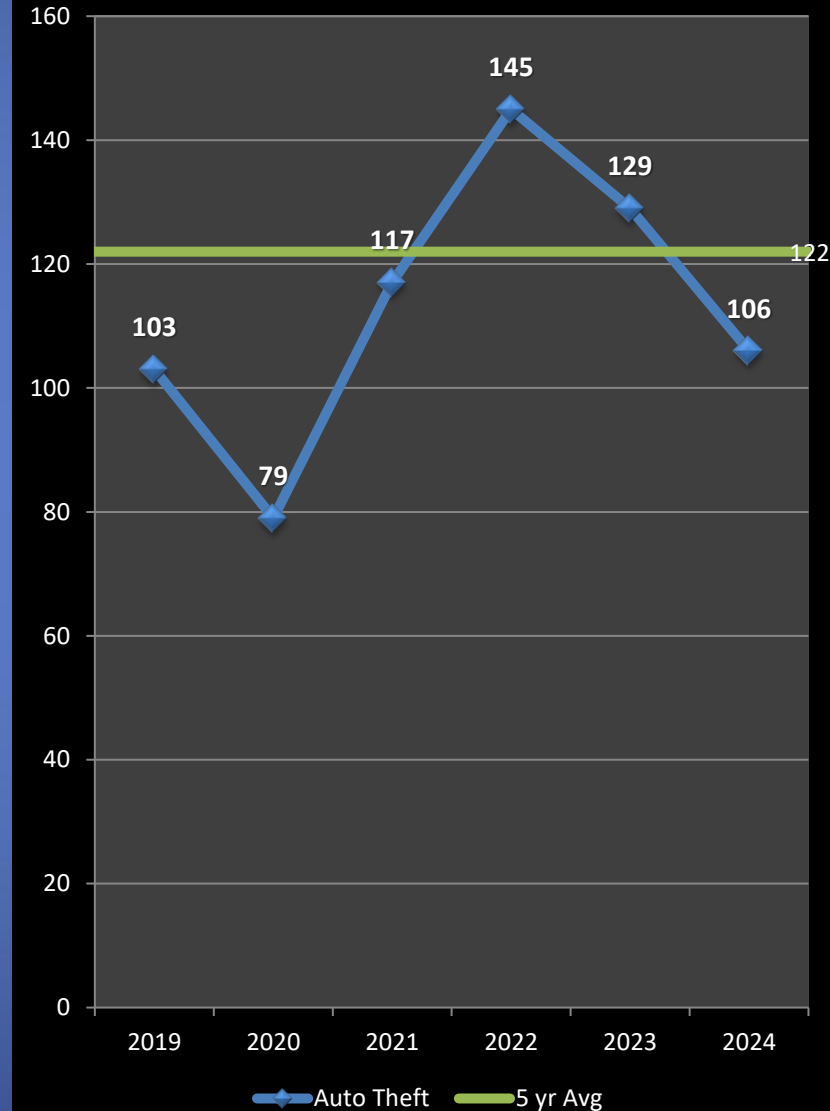
Previous Year

-18%

5-Year Average

-13%

- The five-year weighted average for auto thefts through the first 11 months of the year is 122, and with 106 reported so far in 2024, Cambridge has experienced a decrease of 13% below the expected total. Auto thefts are also down 18% (23 incidents) when compared to the first 11 months of 2023.
- When comparing the most recent four weeks (November) to the previous four weeks (October), auto thefts have decreased by 8 incidents (62%).
- The neighborhood breakdown for auto theft totals so far in 2024 is as follows: Cambridgeport – 21; The Port – 20; North Cambridge – 12; Peabody – 11; East Cambridge – 10; Riverside – 10; West Cambridge – 8; Mid-Cambridge – 7; Strawberry Hill – 2; Inman/Harrington – 2; Baldwin – 1; Highlands – 1; and MIT – 1.
- As to be expected during the warmer weather, there was an increase in the thefts of two-wheeled vehicles during the summer months. This is slowly dropping off as fall progresses, with only seven thefts reported in the past three months.
- There have been a few thefts reported so far in 2024 where the operator left the vehicle unlocked and/or running in order to deliver a package or grab food. When the victim returned, the vehicle was gone.
- 37 of the 106 motor vehicles stolen in 2024 have been recovered to date.

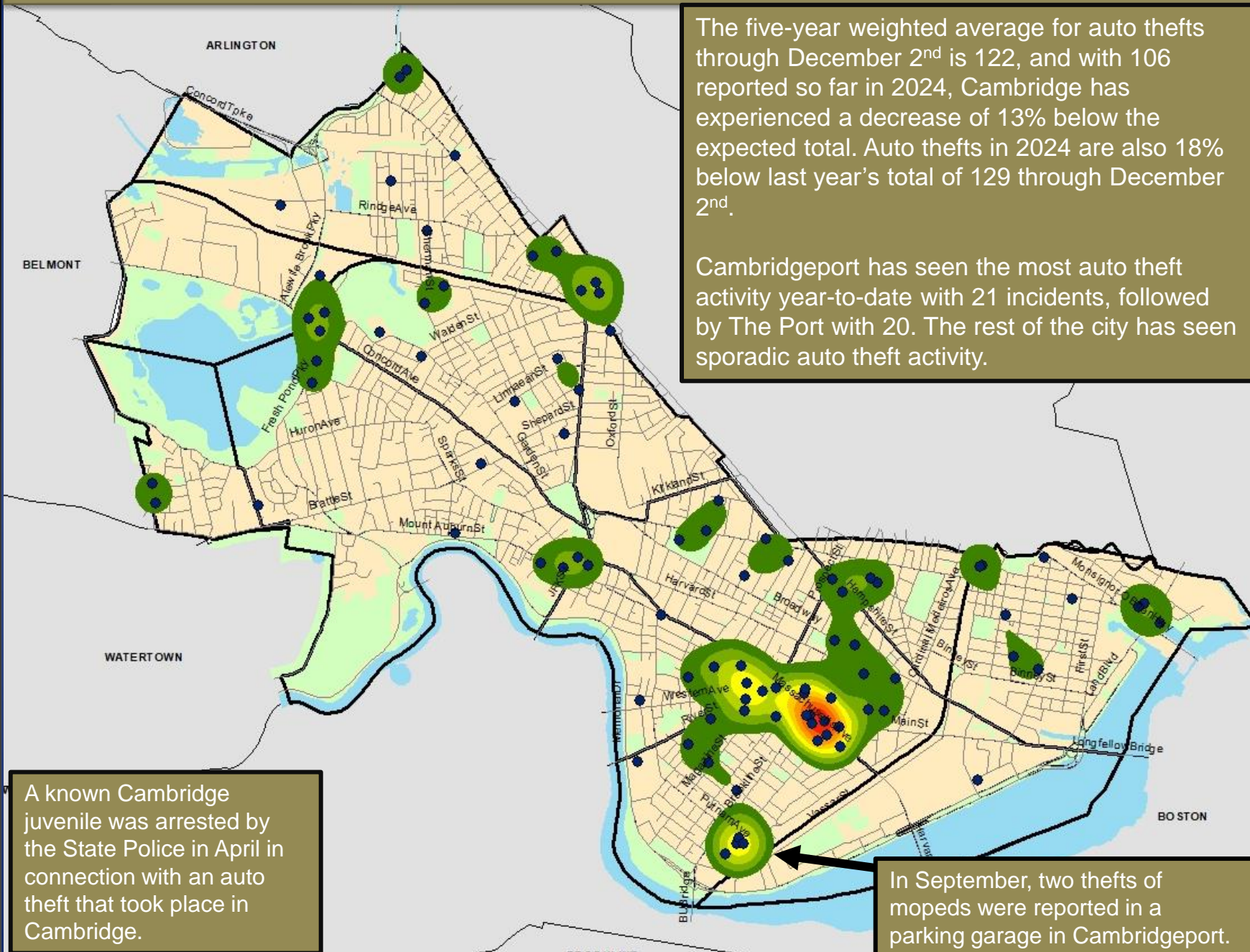




Geographic Breakdown of Auto Thefts: 1.1.24 – 12.2.24

Cambridge Police BridgeStat

November 2024



The five-year weighted average for auto thefts through December 2nd is 122, and with 106 reported so far in 2024, Cambridge has experienced a decrease of 13% below the expected total. Auto thefts in 2024 are also 18% below last year's total of 129 through December 2nd.

Cambridgeport has seen the most auto theft activity year-to-date with 21 incidents, followed by The Port with 20. The rest of the city has seen sporadic auto theft activity.

A known Cambridge juvenile was arrested by the State Police in April in connection with an auto theft that took place in Cambridge.

In September, two thefts of mopeds were reported in a parking garage in Cambridgeport.



Help Prevent Crime

And keep yourself informed!

To receive information from the CPD:

- Sign up with for the **Cambridge Alert Network**, to receive alerts about emerging crime patterns, neighborhood meetings, and crime prevention tips, by visiting www.CambridgeMa.gov/AlertNetwork.
- “Like” the Cambridge Police Department on Facebook at www.facebook.com/CambridgePolice
- Follow [@CambridgePolice](https://twitter.com/CambridgePolice) on Twitter.
- Visit our website at www.CambridgePolice.org for valuable information and reports including the Daily Log and BridgeStat, which is published on the first Friday of every month.
- Download our “MyPD” smartphone app at www.CambridgePolice.org/MyPD.

To Share Information with the CPD:

- Call our Non-Emergency Telephone Number at **617-349-3300**.
 - Every call for service generates a police response, so help drive our resources by reporting things that seem suspicious or out of the ordinary.
- Send an Anonymous TEXT-A-TIP:
 - Send an ANONYMOUS text message to **Tip411 (847411)**. Begin your message with Tip650 and then type your message. You will receive a response from the Cambridge Police with the option to continue communicating. Please remember that this is not a replacement for 9-1-1. **If you witness an emergency situation, please call 9-1-1 immediately.**
- Send an Anonymous Crime Tip E-Mail at www.CambridgePolice.org/Tips