



Cambridge Police Department BridgeStat

October 2024

Produced by the Crime Analysis Unit



Part I Total Crime

An analysis of the serious crime statistics for the first ten months of 2024 points to a 9% increase in the Part One index total for Cambridge when compared with the same time frame in 2023. Through October 28th of 2024, there were 2,926 serious crimes reported in the City. For the same time period in 2023, the combined total for Murder, Rape, Robbery, Aggravated Assault, Burglary, Larceny & Auto theft was 2,688 incidents, 238 fewer than 2024. A 25% rise in the crime index has also been registered when measured against the five-year weighted average.

Further analysis of the crime totals for the first ten months of 2024 indicates that violent crimes recorded a 9% decrease when compared to last year. There were zero homicides, 38 rapes, 88 robberies, and 257 aggravated assaults recorded through October 28th of this year.

Conversely, the numbers indicate that property crimes saw a rise, increasing 12% above the 2023 total for the first ten months, with 277 more crimes reported in 2024. Despite a 78% rise in shoplifting incidents, a 3% increase in housebreaks, and an 11% rise in larcenies from residences, sizeable reductions in larceny from motor vehicles (-15%) and larceny of bicycles (-13%) were key to keeping the property crime increase relatively moderate.

When analyzing the serious crime totals of October 2024 versus the previous month of September 2024, there was an increase of 8% in the number of index incidents, with 28 more crimes reported in October.

	<u>4 Week Snapshot</u>			<u>Year to Date</u>			<u>Five Year</u>	
	9/3/24 - 9/30/24	10/1/24 - 10/28/24	Change	2023	2024	Change	Avg	Change
Total Violent Crime	35	57	63%	422	383	-9%	325	18%
Total Property Crime	297	303	2%	2266	2543	12%	2011	26%
Total Part I Crime	332	360	8%	2688	2926	9%	2336	25%



Part I Property Crime

Analysis of property crime totals for the first ten months of 2024 reveals a 12% increase when measured against the same time frame in 2023 and a 26% rise above the five-year average of 2,011.

Half of the property crime categories are recording decreases when measured against the first ten months of 2023. Notable reductions in larceny from motor vehicles (-15%), larceny of bicycles (-13%), and auto thefts (-18%) have been able to mildly counter the rising increase in shopliftings (+78%), which is driving property crime. The increase of 360 shoplifting incidents thus far in 2024 when compared with 2023 is the major factor causing Cambridge to see an increase in overall crime this year, despite reductions in so many other crime types.

	4 Week Snapshot			Year to Date			Five Year	
	9/3/24 - 9/30/24	10/1/24 - 10/28/24	Change	2023	2024	Change	Avg	Change
Burglary	17	27	59%	213	220	3%	185	19%
Commercial Break	4	9	125%	63	60	-5%	53	13%
Housebreak	13	18	38%	150	160	7%	132	21%
Larceny	265	267	1%	1936	2227	15%	1714	30%
Larceny (Misc)	4	6	50%	66	83	26%	58	43%
Larceny from Building	16	23	44%	172	180	5%	155	16%
Larceny from MV	27	34	26%	281	240	-15%	313	-23%
Larceny from Person	10	6	-40%	82	75	-9%	89	-16%
Larceny from Residence	39	52	33%	322	359	11%	294	22%
Larceny of Bicycle	67	52	-22%	497	433	-13%	476	-9%
Larceny of Plate	3	1	-67%	37	18	-51%	25	-28%
Larceny of Services	0	3	IN-CALC	19	19	0%	11	73%
Shoplifting	99	90	-9%	460	820	78%	293	180%
Auto Theft	15	9	-40%	117	96	-18%	112	-14%
Total Property Crime	297	303	2%	2266	2543	12%	2011	26%

Cambridge Police BridgeStat

October 2024



Part I Violent Crime

From January 1st to October 28th of 2024, there were 383 violent crimes recorded in Cambridge, 39 incidents (-9%) below last year's total of 422 incidents for the first ten months of the year and 58 incidents (18%) above the 325 crimes forecasted through October 28th.

There have been 38 rapes reported in Cambridge through October 28th of 2024, which is down three incidents from 2023. The 38 rapes reported thus far in 2024 have been categorized as 12 acquaintance assaults, ten domestic assaults, ten contact rapes, and six blitz incidents.

The trend observed during the past couple years of a high percentage of aggravated assaults and street robberies occurring in Central Square and on peripheral side streets began to reemerge in the spring, after a lull in activity in that area during the beginning of 2024. So far, ten months into the year, 86 (or 33%) of the 257 aggravated assaults and 37 (or 54%) of the 68 street robberies have been reported in the Central Square area.

The last homicide reported in Cambridge occurred shortly after midnight on November 23, 2023, in the area of 10 Magazine Street in Central Square. Two individuals with gunshot wounds were located and transported to a Boston hospital. One victim, 27-year-old Danasia Greene of Cambridge, was pronounced deceased at the hospital. The second victim, a 26-year-old male from Boston, was treated for non-life-threatening injuries. The incident remains under investigation at this time.

	<u>4 Week Snapshot</u>			<u>Year to Date</u>			<u>Five Year</u>	
	9/3/24 - 9/30/24	10/1/24 - 10/28/24	Change	2023	2024	Change	Avg	Change
Homicide	0	0	IN-CALC	0	0	IN-CALC	0	IN-CALC
Rape	3	8	167%	41	38	-7%	32	19%
Robbery	10	11	10%	116	88	-24%	83	6%
Commercial Robbery	2	5	150%	32	20	-38%	19	5%
Street Robbery	8	6	-25%	84	68	-19%	65	5%
Aggravated Assault	22	38	73%	265	257	-3%	210	22%
Total Violent Crime	35	57	63%	422	383	-9%	325	18%



MURDER

No Patterns

- No murders have been reported in Cambridge in 2024 through October 28th.
- Shortly after midnight on November 23, 2023, officers responded to the area of 10 Magazine Street in Central Square. Two individuals with gunshot wounds were located and transported to a Boston hospital. One victim, 27-year-old Danasia Greene of Cambridge, was pronounced deceased at the hospital. The second victim, a 26-year-old male from Boston, was treated for non-life-threatening injuries. This incident marked the first homicide reported in Cambridge in over two years and was the only homicide reported in the City in 2023.* It remains under active investigation at this time.
- There were no murders recorded in Cambridge in all of 2022. This has happened only three other times in the past 20 years—in 2004, 2007, and 2010.
- In the last reported homicide in Cambridge prior to the November 2023 incident, on Saturday 3/27/21, there was a fatal shooting that occurred at approximately 12:40 a.m. on Pemberton Street. The victim was reportedly located unconscious outside his vehicle by a passerby who called 911. The victim was transported to Mount Auburn Hospital where he later died. The victim has been identified as Xavier Louis-Jacques, 19, of Cambridge. The investigation is ongoing.

Please note: The 2023 figure excludes the fatal Cambridge Police officer-involved shooting of Sayed Faisal on January 4, 2023.

Percent Change*

Last 4 Weeks

0%

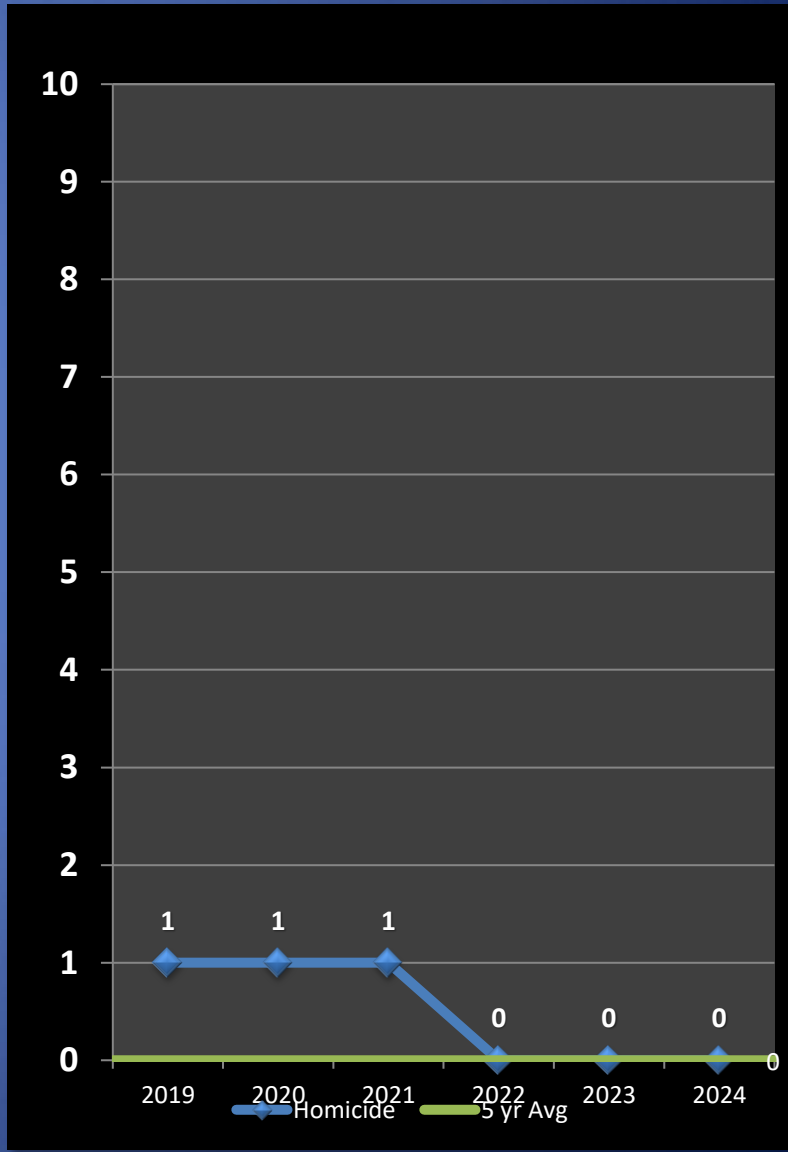
Previous Year

0%

5-Year Average

0%

*IN -CALC: Percentages are not calculated for numbers so small as to present a statistically misleading percentage.





RAPE

No Patterns

Cambridge Police BridgeStat

- There have been 38 rapes reported in Cambridge through the first ten months of 2024. This is down three incidents (-7%) from the 41 rapes reported during the same time frame in 2023.
- The 38 rapes reported thus far in 2024 have been categorized as 12 acquaintance assaults, ten domestic assaults, ten contact rapes, and six blitz incidents.
- On Friday, May 17, 2024, at approximately 9:18pm, police responded to the Cambridgepark Drive area for an assault in progress. The victim told officers the assailant was a masked man with a knife. Detectives processed a crime scene in a restroom of a commercial building and are working with Massachusetts State Police and the Middlesex District Attorney's Office. The investigation is ongoing.
- The total number of reported rapes tends to fluctuate from year to year, but the number of stranger-to-stranger rapes reported each year in Cambridge—typically between one and ten—remains extremely low.

Percent Change*

Last 4 Weeks

+167%

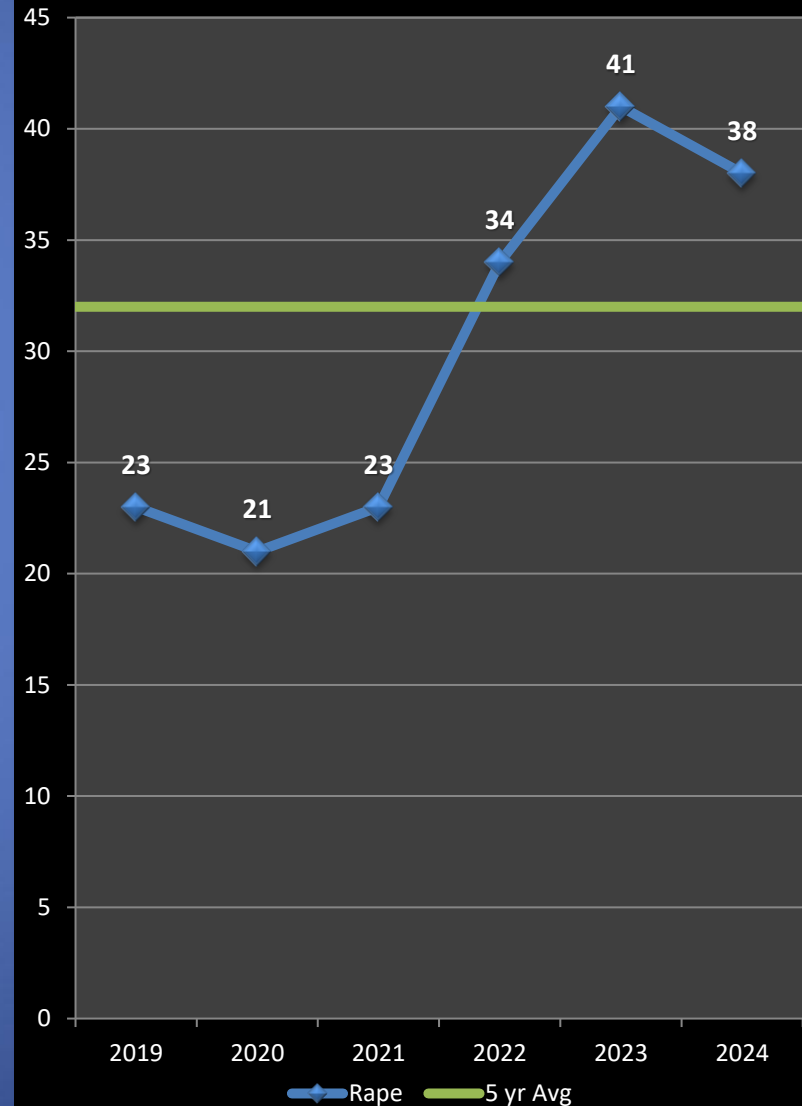
Previous Year

-7%

5-Year Average

+19%

*IN -CAL: Percentages are not calculated for numbers so small as to present a statistically misleading percentage.





AGGRAVATED ASSAULT

No Patterns

- The total of 257 aggravated assaults reported through October 28, 2024, is eight crimes (-3%) below the first ten months of 2023, and 47 incidents (22%) above the five-year average of 210 crimes. October saw an increase of 73% above September, with 16 more incidents reported in the past four weeks.
- The 257 aggravated assaults reported so far in 2024 have been comprised of the following classifications: 67 domestic assaults; 58 unprovoked scenarios; 31 acquaintance assaults; 18 psychotic episodes; 16 each of juvenile-related assaults and traffic/parking-related assaults; 12 between shop owners/patrons; 11 between unhoused individuals; nine assaults on police; seven workplace incidents; five affrays/brawls; four landlord/neighbor assaults; and three bar/alcohol-related incidents.
- The trend observed during the past couple years of a high percentage of aggravated assaults occurring in Central Sq and on peripheral side streets resurfaced over the last few months, but incidents are still generally spread across the city. Eighty-six of the 257 aggravated assaults (or 33%) year-to-date were reported in Central Sq. Five were reported in Central Sq in the month of September, while 14 were reported there in October. Of the 86 year-to-date, 31 of those were of the unprovoked category, which is more than double any other category in this area.
- There have been 12 confirmed shots fired incidents in Cambridge through October 28, 2024. Nine of the 12 resulted in no injuries, while the shootings on May 23rd, July 16th, and October 27th resulted in non-fatal injuries to four total victims. Through the same time period in 2023, there were five confirmed shots fired incidents: three non-fatal shootings with four total victims and two shots fired incidents with no injuries.

Percent Change

Last 4 Weeks

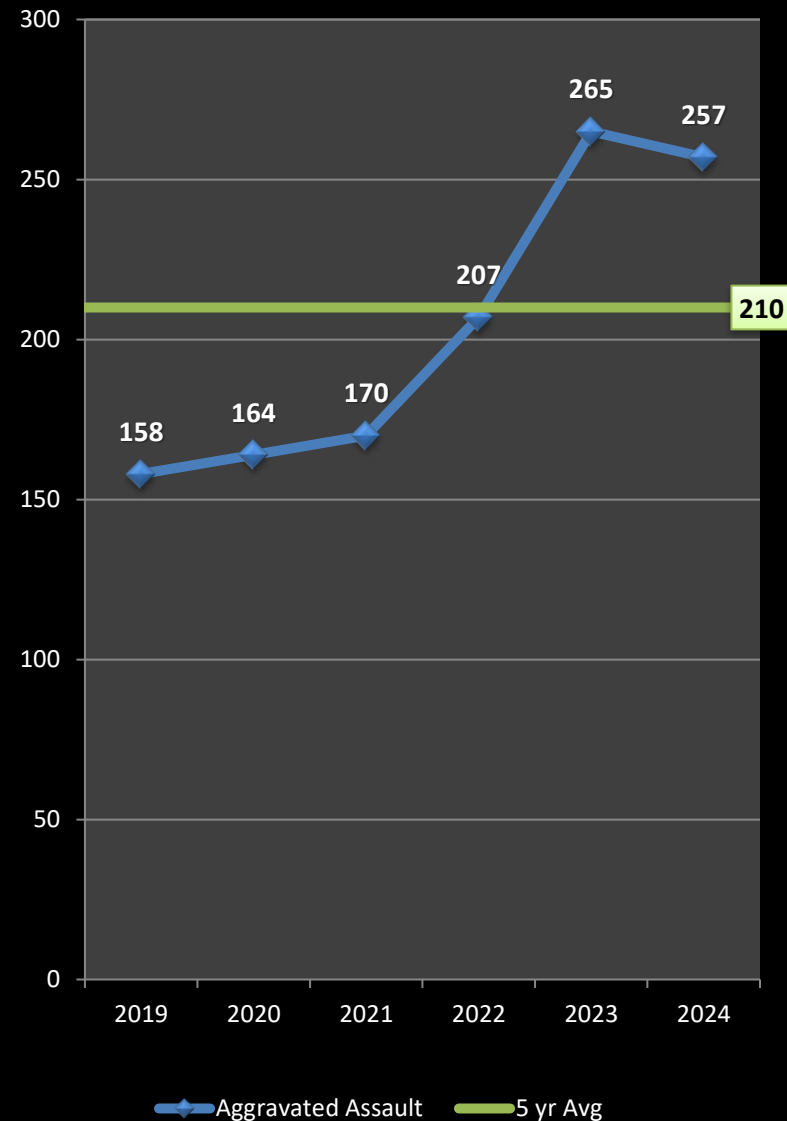
+73%

Previous Year

-3%

5-Year Average

+22%

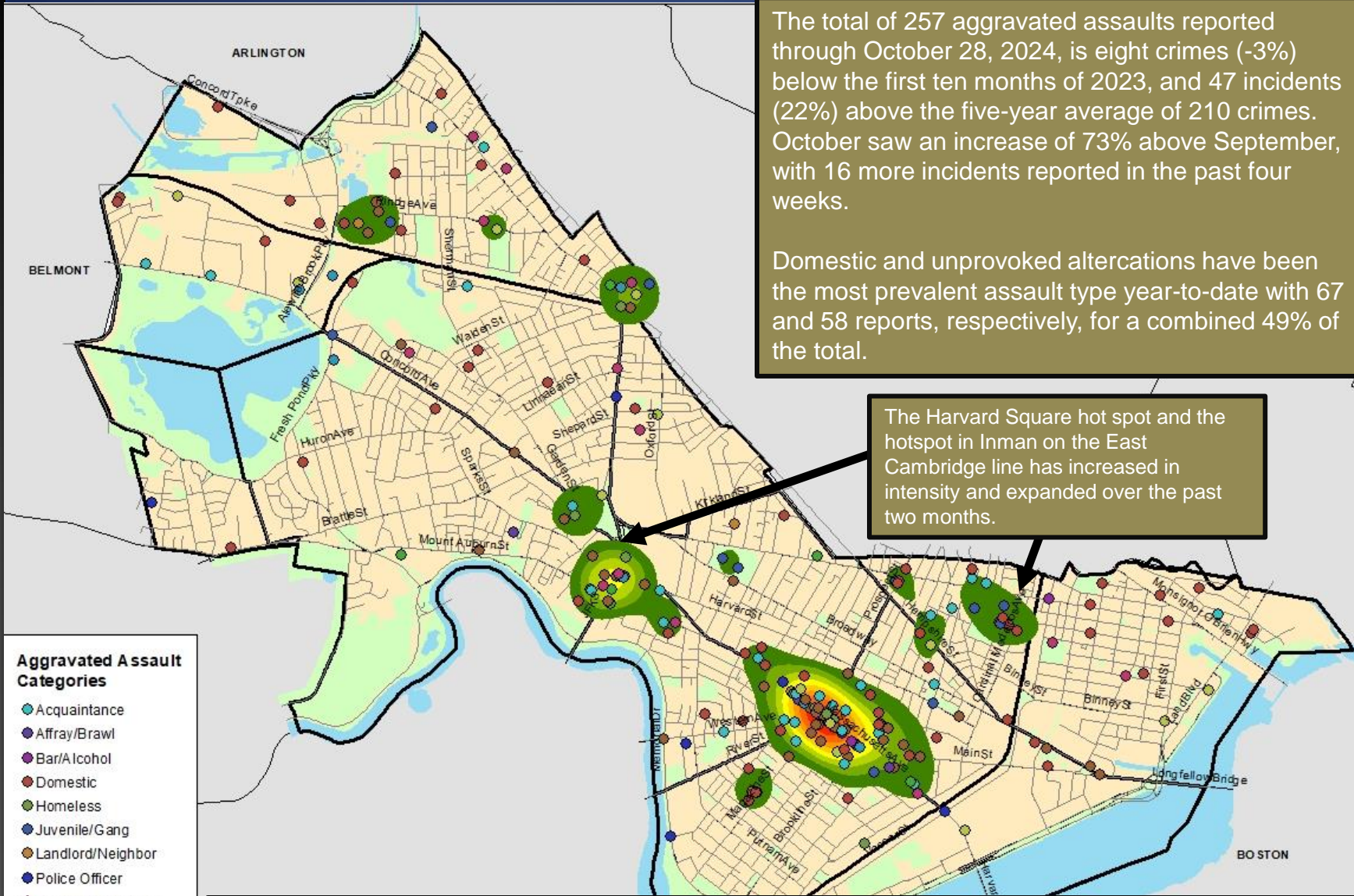




Geographic Breakdown of Aggravated Assaults: 1.1.24 – 10.28.24

Cambridge Police BridgeStat

October 2024



The total of 257 aggravated assaults reported through October 28, 2024, is eight crimes (-3%) below the first ten months of 2023, and 47 incidents (22%) above the five-year average of 210 crimes. October saw an increase of 73% above September, with 16 more incidents reported in the past four weeks.

Domestic and unprovoked altercations have been the most prevalent assault type year-to-date with 67 and 58 reports, respectively, for a combined 49% of the total.

The Harvard Square hot spot and the hotspot in Inman on the East Cambridge line has increased in intensity and expanded over the past two months.

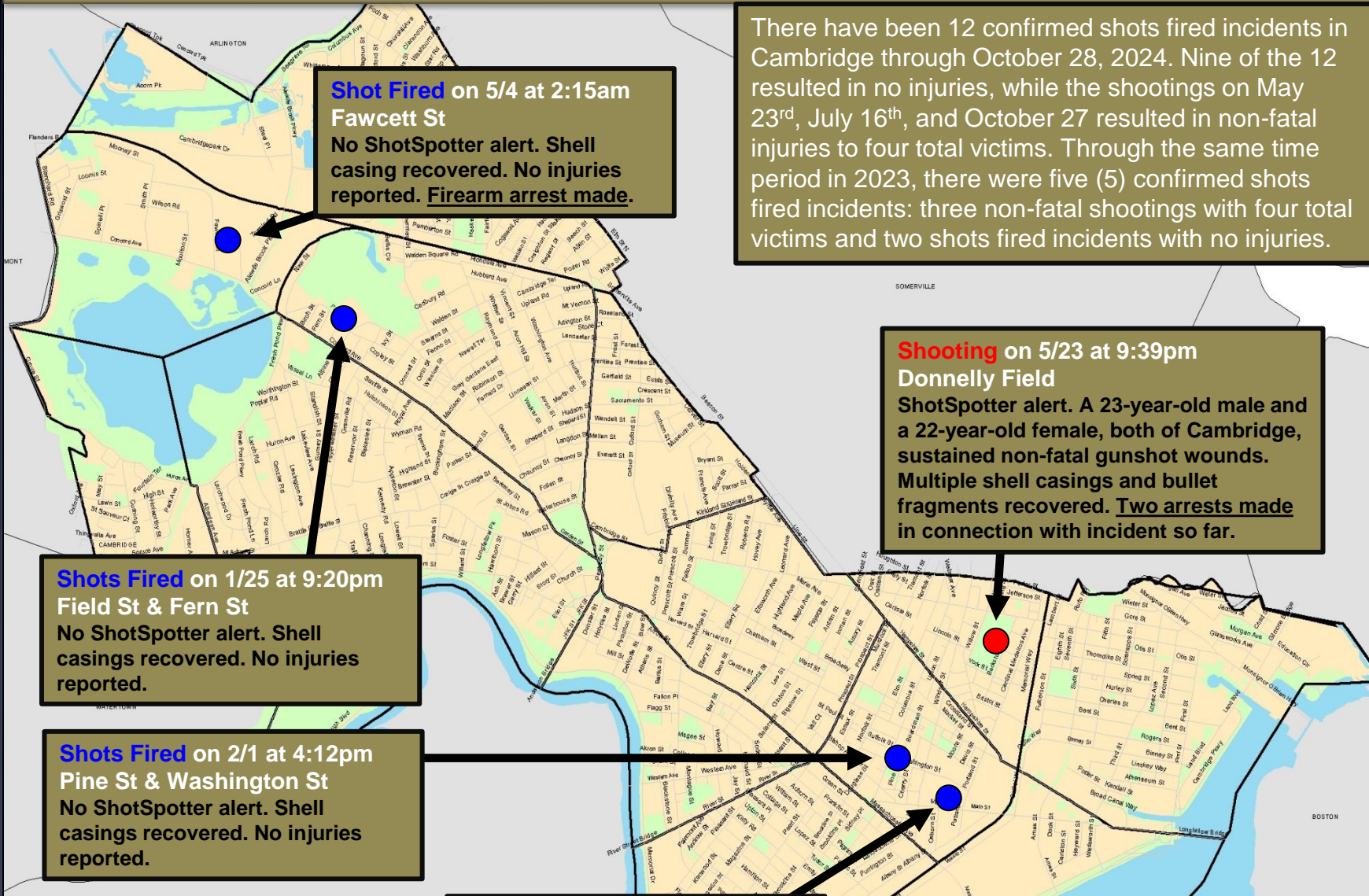
Through October 28, 2024, aggravated assaults have been spread out across the city with hotspots emerging in the major squares and in the vicinity of some city parks. Central Square activity increased with the warmer weather, with 33% of citywide aggravated assaults occurring in this business district. Fourteen incidents were reported in this business area of the city in October.



Shootings & Shots Fired in Cambridge: 1.1.24 – 6.30.24 (First Half of 2024)

Cambridge Police BridgeStat

There have been 12 confirmed shots fired incidents in Cambridge through October 28, 2024. Nine of the 12 resulted in no injuries, while the shootings on May 23rd, July 16th, and October 27 resulted in non-fatal injuries to four total victims. Through the same time period in 2023, there were five (5) confirmed shots fired incidents: three non-fatal shootings with four total victims and two shots fired incidents with no injuries.



Shot Fired on 5/4 at 2:15am
Fawcett St
No ShotSpotter alert. Shell casing recovered. No injuries reported. Firearm arrest made.

Shooting on 5/23 at 9:39pm
Donnelly Field
ShotSpotter alert. A 23-year-old male and a 22-year-old female, both of Cambridge, sustained non-fatal gunshot wounds. Multiple shell casings and bullet fragments recovered. Two arrests made in connection with incident so far.

Shots Fired on 1/25 at 9:20pm
Field St & Fern St
No ShotSpotter alert. Shell casings recovered. No injuries reported.

Shots Fired on 2/1 at 4:12pm
Pine St & Washington St
No ShotSpotter alert. Shell casings recovered. No injuries reported.

Shots Fired on 6/26 at 10:37pm
Newtowne Court
No ShotSpotter alert. Shell casings and bullet fragment recovered. No injuries reported.

Shooting Type

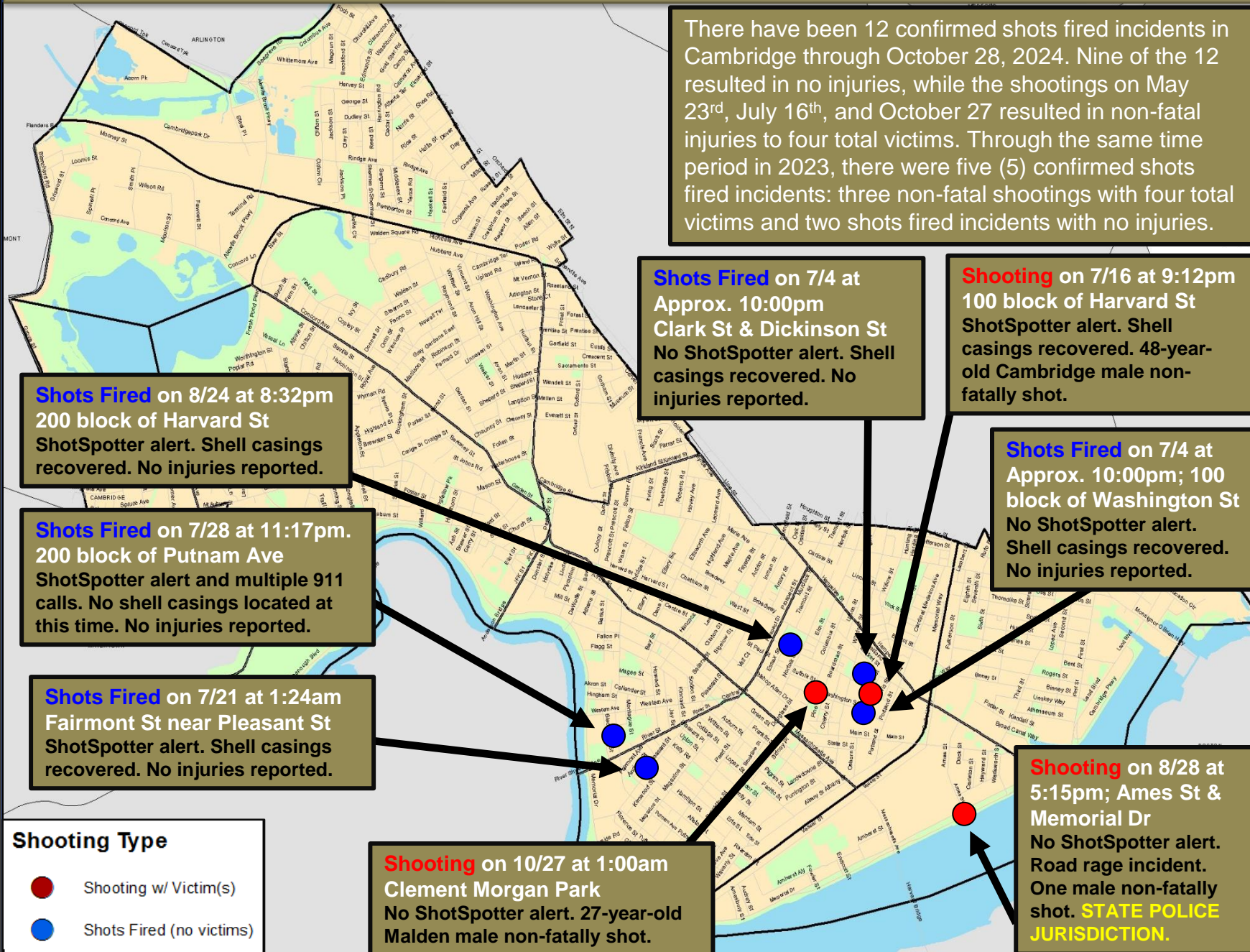
- Shooting w/ Victim(s)
- Shots Fired (no victims)



Shootings & Shots Fired in Cambridge: 7.1.24 – 10.28.24 (Second Half of 2024)

Cambridge Police BridgeStat

There have been 12 confirmed shots fired incidents in Cambridge through October 28, 2024. Nine of the 12 resulted in no injuries, while the shootings on May 23rd, July 16th, and October 27 resulted in non-fatal injuries to four total victims. Through the same time period in 2023, there were five (5) confirmed shots fired incidents: three non-fatal shootings with four total victims and two shots fired incidents with no injuries.



Shots Fired on 8/24 at 8:32pm
200 block of Harvard St
ShotSpotter alert. Shell casings recovered. No injuries reported.

Shots Fired on 7/4 at Approx. 10:00pm
Clark St & Dickinson St
No ShotSpotter alert. Shell casings recovered. No injuries reported.

Shooting on 7/16 at 9:12pm
100 block of Harvard St
ShotSpotter alert. Shell casings recovered. 48-year-old Cambridge male non-fatally shot.

Shots Fired on 7/28 at 11:17pm.
200 block of Putnam Ave
ShotSpotter alert and multiple 911 calls. No shell casings located at this time. No injuries reported.

Shots Fired on 7/4 at Approx. 10:00pm;
100 block of Washington St
No ShotSpotter alert. Shell casings recovered. No injuries reported.

Shots Fired on 7/21 at 1:24am
Fairmont St near Pleasant St
ShotSpotter alert. Shell casings recovered. No injuries reported.

Shooting on 8/28 at 5:15pm;
Ames St & Memorial Dr
No ShotSpotter alert. Road rage incident. One male non-fatally shot. **STATE POLICE JURISDICTION.**

Shooting on 10/27 at 1:00am
Clement Morgan Park
No ShotSpotter alert. 27-year-old Malden male non-fatally shot.

Shooting Type

- Shooting w/ Victim(s)
- Shots Fired (no victims)



Robbery

No Patterns

- The five-year average for overall robbery in Cambridge for the first ten months of the year is 83 incidents. Through 10/28 of 2024, 88 robberies were recorded, which translates to a 6% rise above the projected total and a 24% decline below the 116 robberies counted for the first ten months of 2023.
- There have been 20 commercial robberies reported year-to-date in 2024. This total is down 12 incidents (-38%) from the 32 robberies reported through 10/28 in 2023 and is up one incident (5%) from the five-year average of 19. All 20 robberies reported year-to-date have been unrelated, but 15 of the 20 have involved shoplifting incidents across the city that escalated into robberies.
- Street robberies year-to-date in 2024 are down 16 incidents (-19%) from the 84 reported through this time in 2023 and are up three incidents (5%) above the five-year average of 65. Twelve incidents citywide so far in 2024 have resulted in an arrest, and suspects have been identified in at least 20 others.
- There have been no active street robbery patterns reported in Cambridge thus far in 2024, but multiple incidents in the Central Square area have involved unhoused individuals as victims and/or suspects. There were also a few reports of robberies involving juvenile suspects over the summer months, but it is unknown if any were related.
- After seeing a relatively quiet start to the year in Central Square, robbery activity began to pick up in this area in March. Twenty-eight of the 49 street robberies reported since May 1 have taken place in Central Square, bringing the total reported in and around the Square this year to 37, which is 54% of the 68 street robberies reported citywide. This is similar to a trend seen in this area that began in 2021 and continued throughout all of 2022 and much of 2023.

Percent Change

Last 4 Weeks

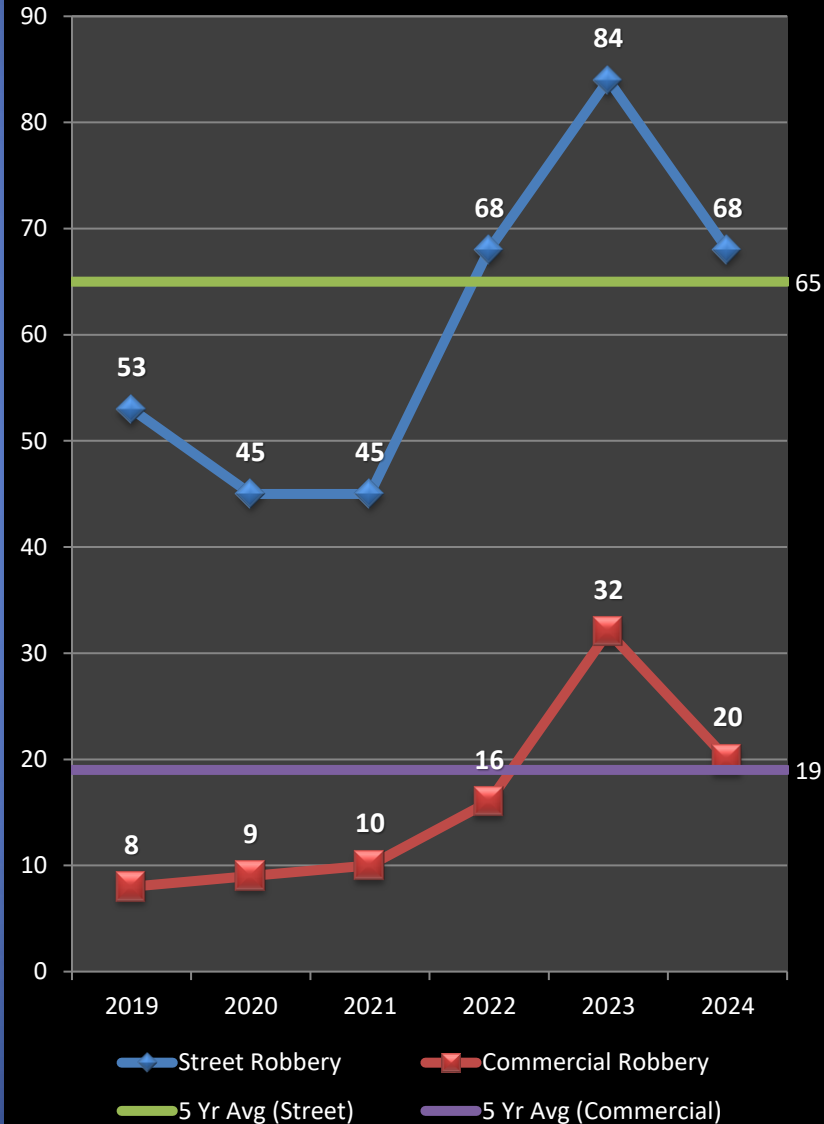
+10%

Previous Year

-24%

5-Year Average

+6%



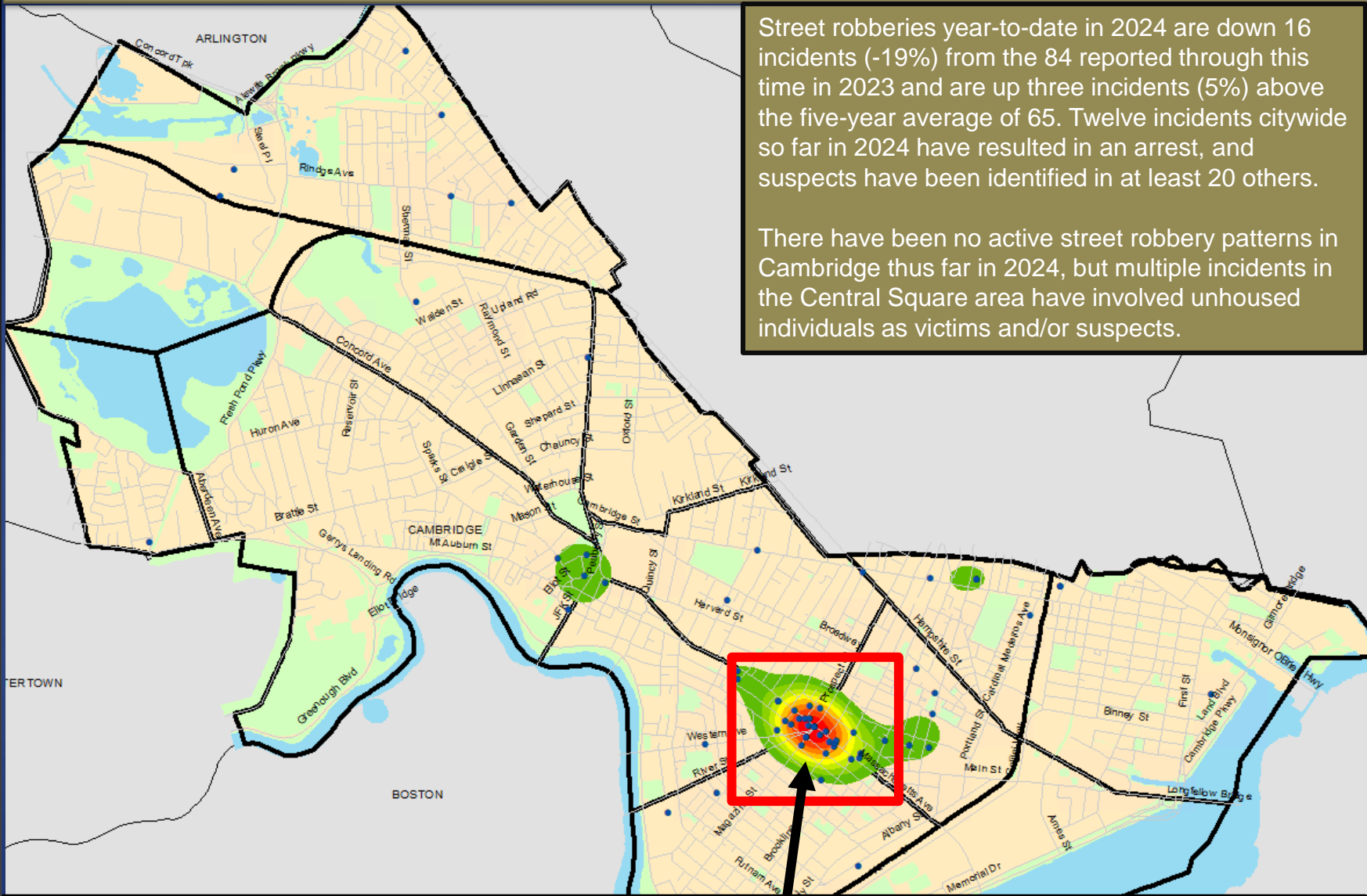


Geographic Breakdown of Street Robberies: 1.1.24 – 10.28.24

Cambridge Police BridgeStat

Street robberies year-to-date in 2024 are down 16 incidents (-19%) from the 84 reported through this time in 2023 and are up three incidents (5%) above the five-year average of 65. Twelve incidents citywide so far in 2024 have resulted in an arrest, and suspects have been identified in at least 20 others.

There have been no active street robbery patterns in Cambridge thus far in 2024, but multiple incidents in the Central Square area have involved unhoused individuals as victims and/or suspects.



After seeing a relatively quiet start to the year in Central Square, robbery activity began to pick up in this area in March. Four of the six robberies reported in October took place in Central Square, bringing the total reported in and around the Square this year to 37, which is 54% of the 68 street robberies reported citywide. This is similar to a trend seen in this area that began in 2021 and continued throughout all of 2022 and much of 2023.

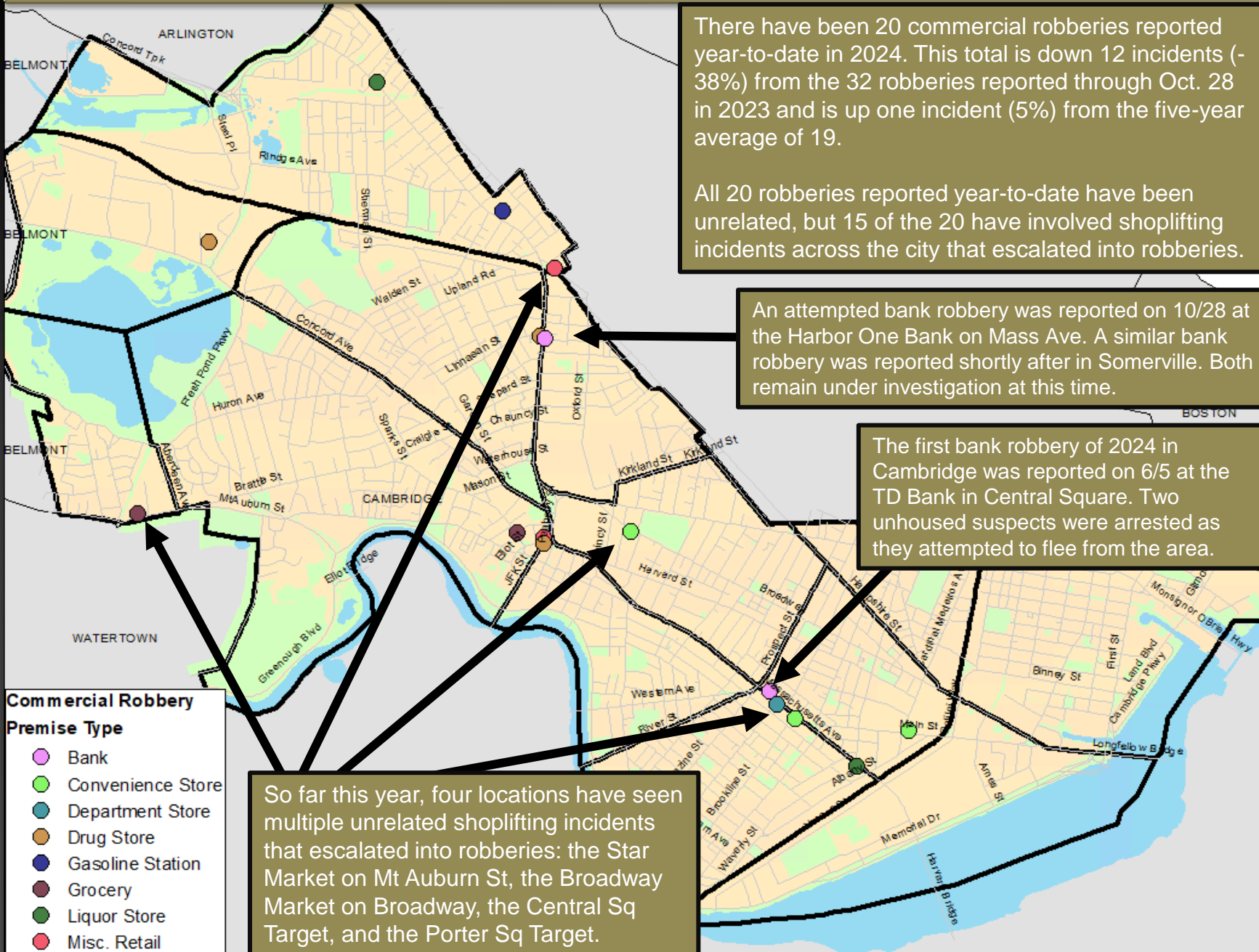
October 2024



Geographic Breakdown of Commercial Robberies: 1.1.24 – 10.28.24

Cambridge Police BridgeStat

October 2024



There have been 20 commercial robberies reported year-to-date in 2024. This total is down 12 incidents (-38%) from the 32 robberies reported through Oct. 28 in 2023 and is up one incident (5%) from the five-year average of 19.

All 20 robberies reported year-to-date have been unrelated, but 15 of the 20 have involved shoplifting incidents across the city that escalated into robberies.

An attempted bank robbery was reported on 10/28 at the Harbor One Bank on Mass Ave. A similar bank robbery was reported shortly after in Somerville. Both remain under investigation at this time.

The first bank robbery of 2024 in Cambridge was reported on 6/5 at the TD Bank in Central Square. Two unhoued suspects were arrested as they attempted to flee from the area.

So far this year, four locations have seen multiple unrelated shoplifting incidents that escalated into robberies: the Star Market on Mt Auburn St, the Broadway Market on Broadway, the Central Sq Target, and the Porter Sq Target.



Burglary

No Pattern

- The property index crime of burglary, the combination of residential and commercial breaks, has recorded an increase of 3% through October 28th of 2024 when compared to the 213 reported through the same time in 2023. The total of 220 incidents reported year-to-date is also up 19% when compared with the five-year average of 185.
- Housebreaks have risen by ten incidents (7%) from 150 breaks during the first ten months of 2023 to 160 this year. Activity spiked in January with 27, dropped off for the next four months, spiked again in June with 23 incidents, and has remained under 20 incidents again for the past four months.
- Of the 18 housebreaks that occurred in October, 10 were in The Port, West Cambridge, and Inman/Harrington.
- Conversely, commercial breaks are down by three incidents (-5%), dropping from 63 incidents through the first ten months of 2023 to 60 year-to-date in 2024. There were two related commercial breaks overnight from 1/24-1/25 in North Cambridge, where two females broke into a Dunkin Donuts and an office. One of the parties was arrested in Boston and has been connected to other regional breaks. There were also two related commercial breaks that occurred overnight from 4/11-4/12 in two neighboring businesses in East Cambridge.
- There was a sporadic series of commercial breaks targeting copper at construction sites in North Cambridge earlier this year. One street in this neighborhood experienced four breaks between January and May, with the most recent two occurring at the end of May. Two parties have possibly been identified in connection with the two May breaks. It is unknown if the previous incidents are related.

Percent Change

Last 4 Weeks

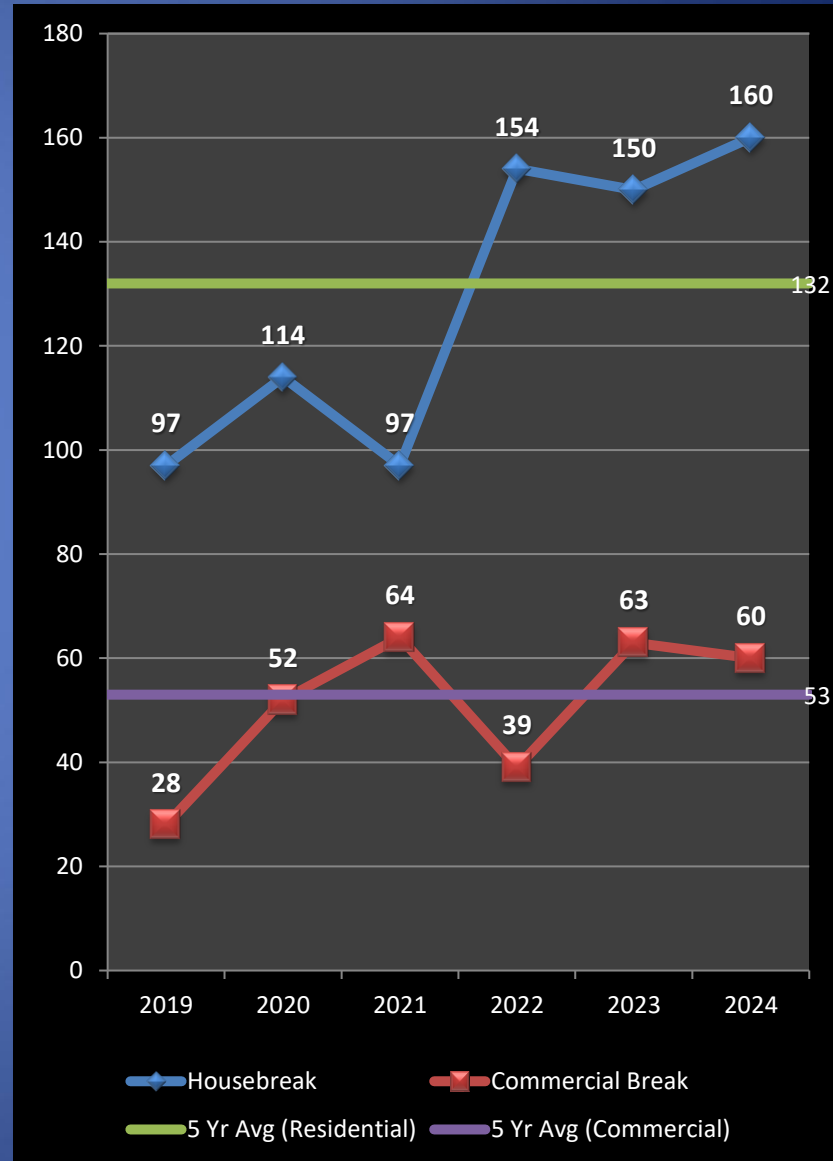
+59%

Previous Year

+3%

5-Year Average

+19%

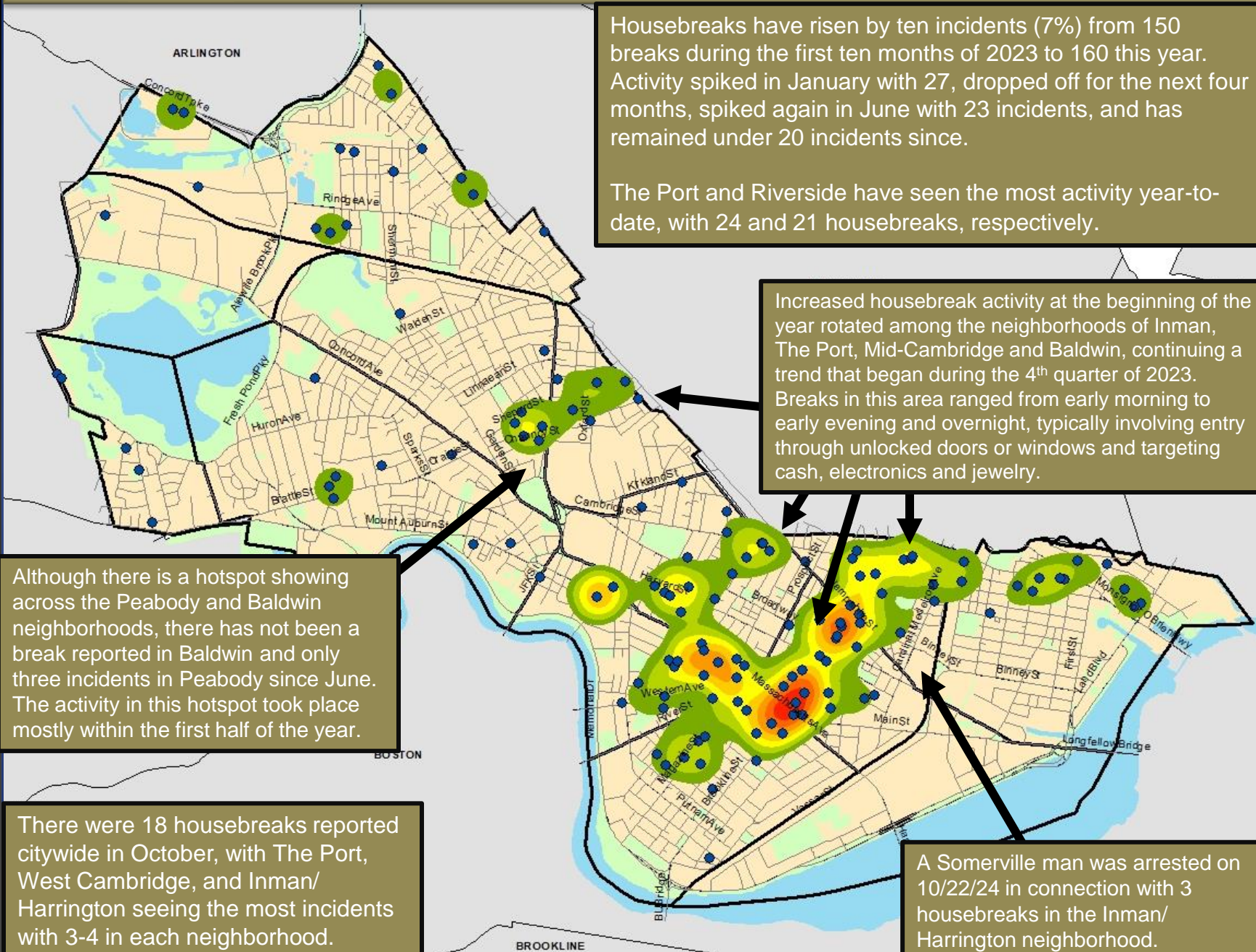




Geographic Breakdown of Housebreaks: 1.1.24 – 10.28.24

Cambridge Police BridgeStat

October 2024



Housebreaks have risen by ten incidents (7%) from 150 breaks during the first ten months of 2023 to 160 this year. Activity spiked in January with 27, dropped off for the next four months, spiked again in June with 23 incidents, and has remained under 20 incidents since.

The Port and Riverside have seen the most activity year-to-date, with 24 and 21 housebreaks, respectively.

Increased housebreak activity at the beginning of the year rotated among the neighborhoods of Inman, The Port, Mid-Cambridge and Baldwin, continuing a trend that began during the 4th quarter of 2023. Breaks in this area ranged from early morning to early evening and overnight, typically involving entry through unlocked doors or windows and targeting cash, electronics and jewelry.

Although there is a hotspot showing across the Peabody and Baldwin neighborhoods, there has not been a break reported in Baldwin and only three incidents in Peabody since June. The activity in this hotspot took place mostly within the first half of the year.

There were 18 housebreaks reported citywide in October, with The Port, West Cambridge, and Inman/Harrington seeing the most incidents with 3-4 in each neighborhood.

A Somerville man was arrested on 10/22/24 in connection with 3 housebreaks in the Inman/Harrington neighborhood.



Geographic Breakdown of Commercial Breaks: 1.1.24 – 10.28.24

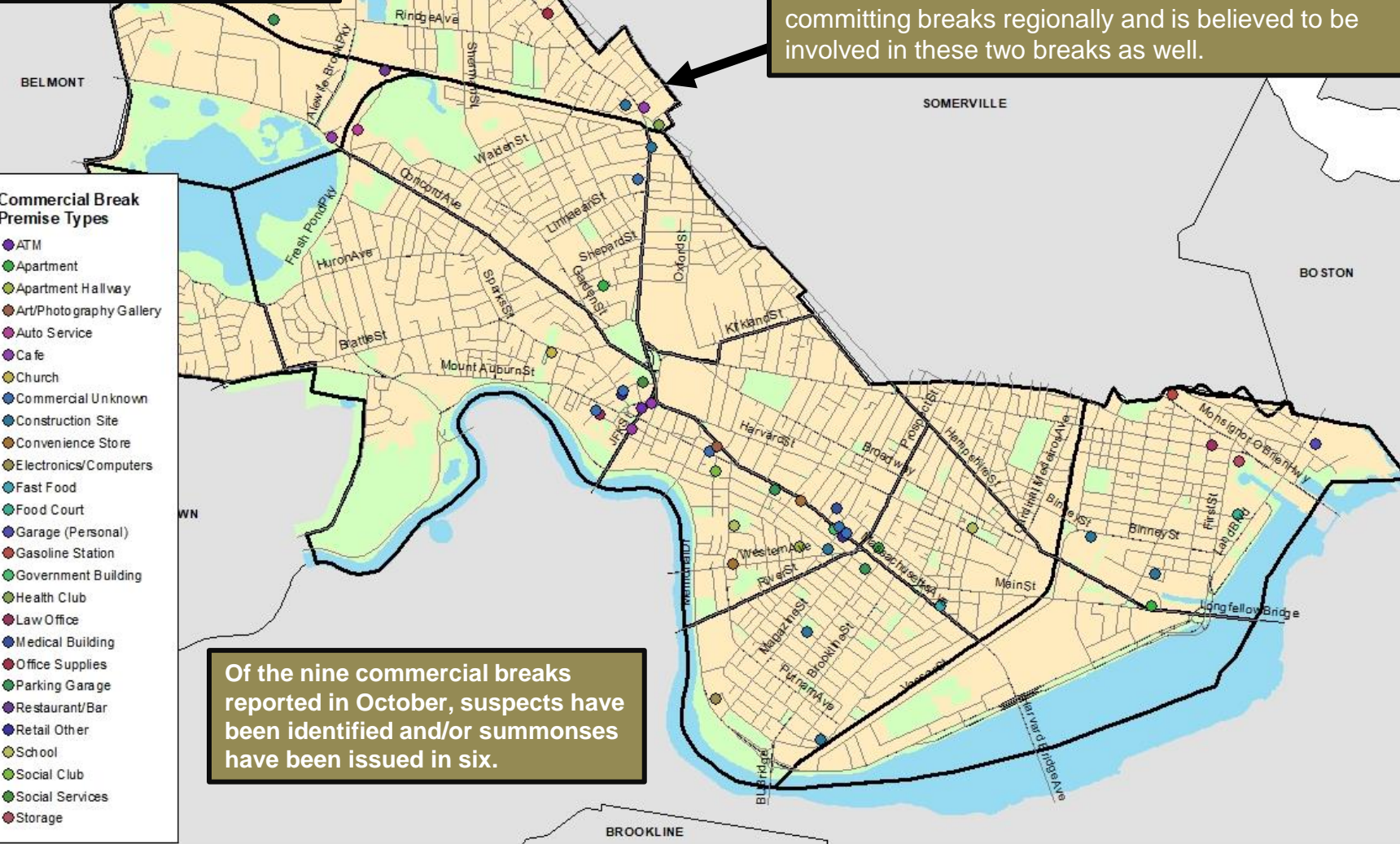
Cambridge Police BridgeStat

Four commercial breaks were reported between January and May at different construction sites on Whittemore Ave, with varying amounts of copper stolen.

Commercial breaks are down by three incidents (-5%) this year, dropping from 63 through the first ten months of 2023 to 60 year-to-date in 2024. The two arrows indicate two related commercial breaks in North Cambridge in January. An arrest was made in Boston of a female that was committing breaks regionally and is believed to be involved in these two breaks as well.

- Commercial Break Premise Types**
- ATM
 - Apartment
 - Apartment Hallway
 - Art/Photography Gallery
 - Auto Service
 - Cafe
 - Church
 - Commercial Unknown
 - Construction Site
 - Convenience Store
 - Electronics/Computers
 - Fast Food
 - Food Court
 - Garage (Personal)
 - Gasoline Station
 - Government Building
 - Health Club
 - Law Office
 - Medical Building
 - Office Supplies
 - Parking Garage
 - Restaurant/Bar
 - Retail Other
 - School
 - Social Club
 - Social Services
 - Storage

Of the nine commercial breaks reported in October, suspects have been identified and/or summonses have been issued in six.





LARCENY

No Patterns

- Preliminary stats indicate that overall larceny year-to-date in 2024 is registering at 2,227 incidents, 15% above this time in 2023. The total of 2,227 larcenies reported in 2024 is also 30% above the 5-year average of 1,714 incidents.
- The larceny from motor vehicle total through October 28th, 2024, is 240 incidents, 15% below the same time frame in 2023. The decrease in 2024 compared to last year can be partly attributed to a drop in catalytic converter thefts. Through October in 2023, there had been 21 catalytic converter thefts reported, while so far in 2024, there have been none.
- Through October 28th, 2024, there were 75 larcenies from the person reported in Cambridge, down 9% (7 incidents) when compared to the same number in 2023. Central Square has had the largest number of thefts with 35 incidents so far this year.
- There have been 180 larcenies from buildings reported through October 28th, 2024. This total is 8 incidents (5%) above the same time period last year and is 25 incidents (16%) more than the five-year average. There are no defined patterns of this crime type in the city at this time.
- Larcenies from residences are up 37 incidents (11%) in 2024 when compared with 2023. Package thefts have made up the majority of this crime type in recent years and registered even higher than average in 2020-2022 due to the increased volume of deliveries during the pandemic. Package thefts have accounted for 247 (or 69%) of the 359 larcenies from residences thus far in 2024.
- There have been 433 larcenies of bicycles reported through October 28th, 2024. This total is 64 incidents (13%) below the total through the same time period in 2023 and 43 incidents (9%) below the five-year average of 476. The top neighborhood for bike thefts so far this year is Mid-Cambridge.

Percent Change

Last 4 Weeks

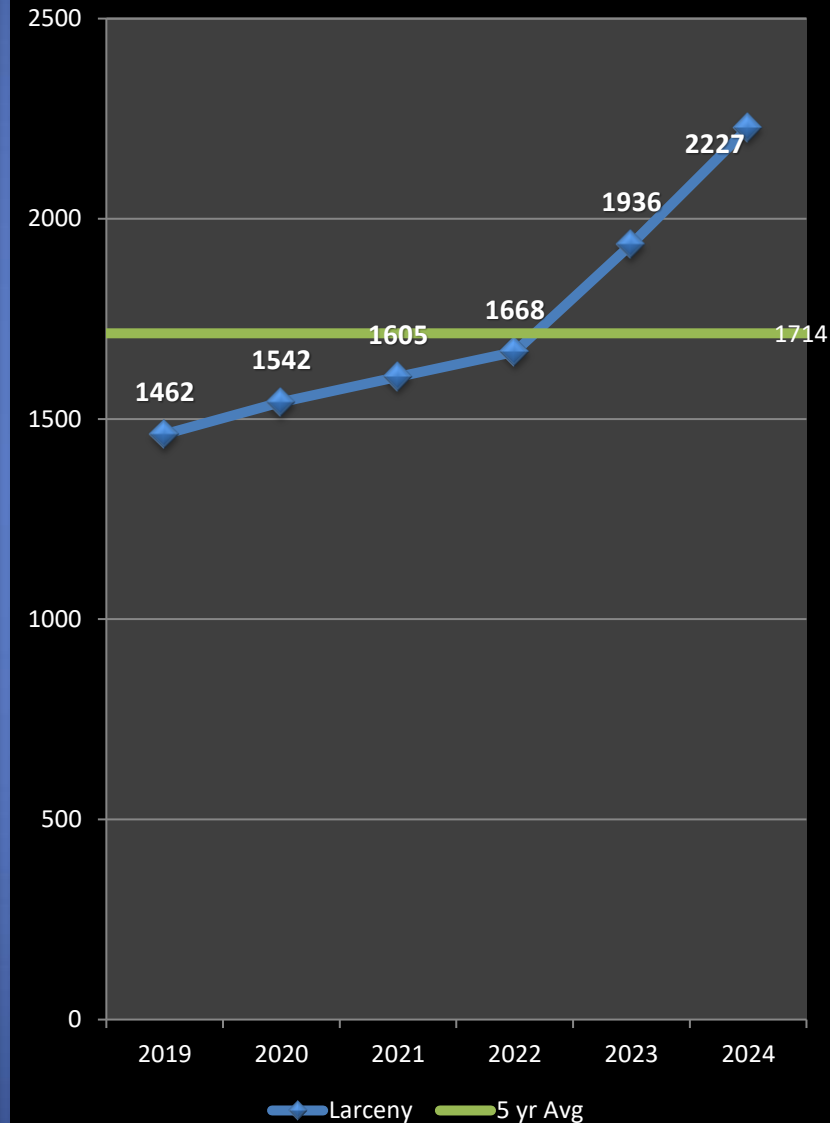
+1%

Previous Year

+15%

5-Year Average

+30%





LARCENY From MV

No Patterns

- The larceny from motor vehicle total for the first ten months of 2024 is 240 incidents, which is 15% (41 incidents) below the total for the same time period in 2023. The 240 thefts from vehicles reported through October 28th also indicates a decrease of 73 incidents (-23%) below the 313 car breaks forecasted for the first ten months of the year.
- The neighborhoods with the highest larceny from motor vehicle totals through October of 2024 are: Inman/Harrington (36), Cambridgeport (36), and The Port (34).
- Comparing the last four weeks (October) to the previous four (September), there was a 26% increase in larcenies from motor vehicles, with seven more incidents reported.
- Of the 240 incidents reported thus far in 2024, 113 vehicles (47%) were entered via unknown means and 100 vehicles (42%) were left unlocked at the time of the theft.
- A Somerville man was arrested on 4/8 and is believed to be responsible for numerous larcenies from motor vehicles in the Mid-Cambridge area. The same Somerville man was arrested on 5/30 in Somerville and once again is believed to be responsible for a number of car breaks in the Cambridgeport area around the time of his arrest.

Percent Change

Last 4 Weeks

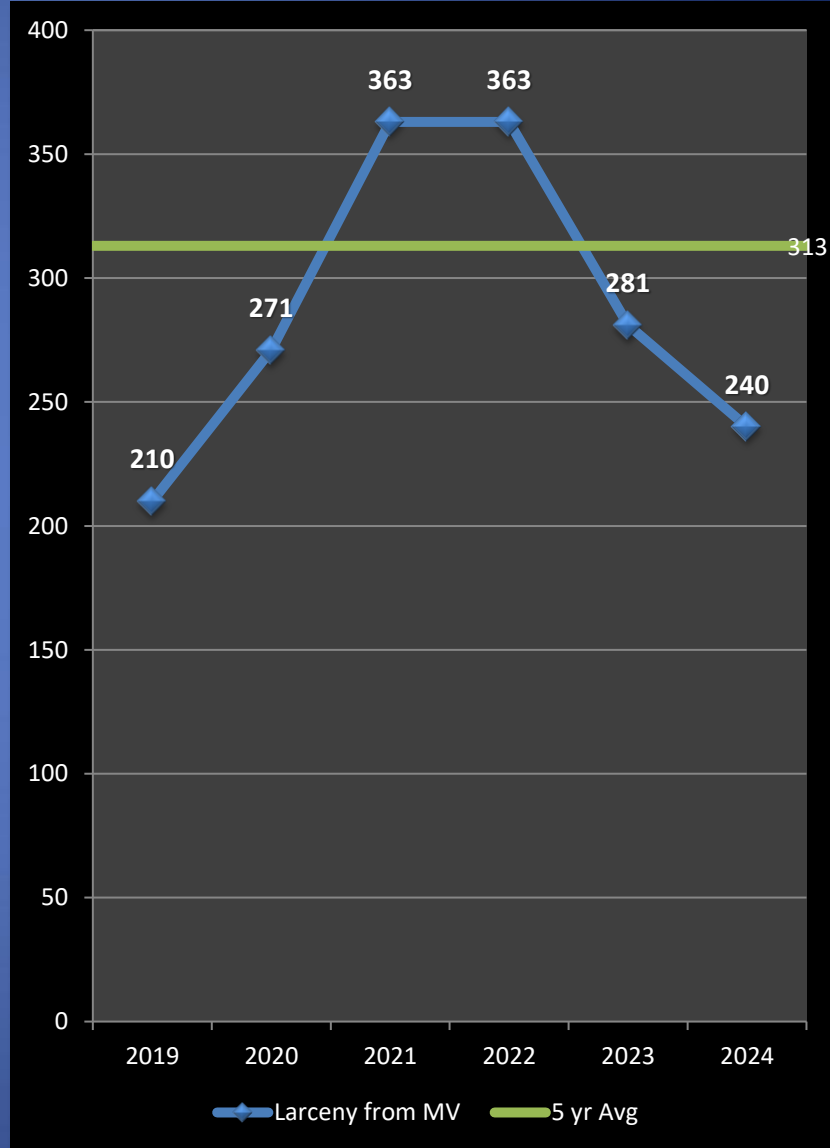
+26%

Previous Year

-15%

5-Year Average

-23%

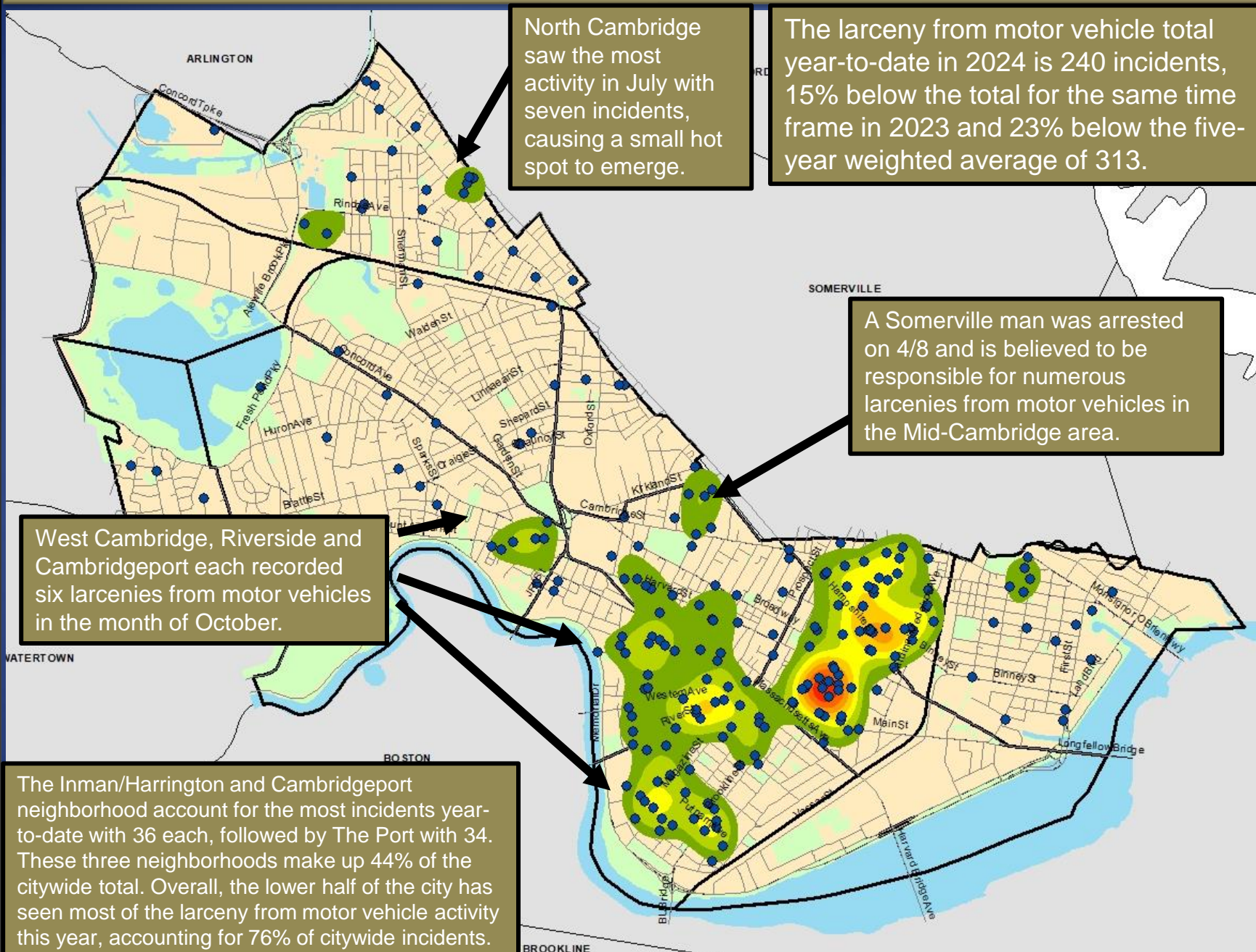




Geographic Breakdown of Larceny from Motor Vehicles: 1.1.24 – 10.28.24

Cambridge Police BridgeStat

October 2024





LARCENY from Person

No Patterns

- Larceny from the person through October 28th, 2024, declined by seven incidents (9%) when compared to the same time period in 2023 and was 14 incidents (16%) below the five-year average of 89 incidents. Six thefts were reported in the past four weeks (October), which was four incidents less than the previous four weeks (September).
- Thirty-five of the 75 incidents year-to-date in 2024 took place in Central Square. The other incidents took place throughout the city, with Harvard Square registering 15 incidents, followed by Porter Square with seven, 1500-1900 Mass Ave with four, East Cambridge, Inman Square and Bay Square with three each, two each for Kendall/MIT and Alewife/ West Cambridge, and one for Cambridgeport/Riverside.
- In recent years, higher numbers in Central Square have mainly been due to grab-and-run situations. There have been 13 incidents of this nature in Central Square year-to-date. Another common situation involves individuals who are unhoused whose property may have been stolen while they were asleep or otherwise distracted; this has accounted for 11 incidents in this area so far this year. Pocket-picking situations have also accounted for six incidents in Central Square this year.

Percent Change

Last 4 Weeks

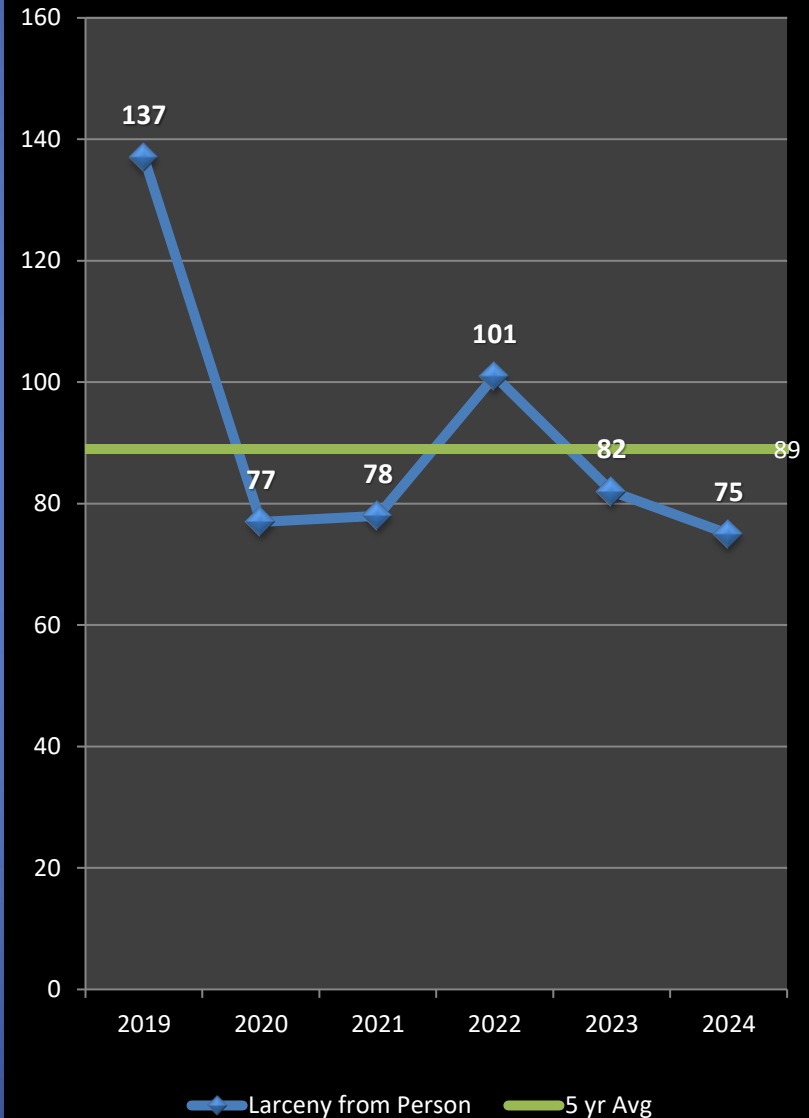
-40%

Previous Year

-9%

5-Year Average

-16%





LARCENY of Bicycle

No Patterns

- There have been 433 bicycle thefts reported citywide in the first ten months of 2024, down 13% from the 497 reported during the same time period in 2023. Additionally, the 2024 total year-to-date is registering at 9% below the five-year average of 476.
- The most recent four weeks (October) saw a 22% decrease in bike thefts when compared with the previous four weeks (September), with 15 fewer thefts reported in October. We expect bike thefts to continue to drop off as the cooler weather moves in and ridership decreases.
- Only 127 bike thefts (29% of all citywide thefts) have occurred North of Harvard Square.
- Of the 433 bike thefts reported in 2024, 331 (76%) were reportedly locked at the time of the theft.

Top Neighborhoods for Bike Theft in 2024:

Neighborhood	YTD Total	% Citywide
Mid-Cambridge	63	15%
The Port	62	14%
Riverside	52	12%
Cambridgeport	52	12%

Percent Change

Last 4 Weeks

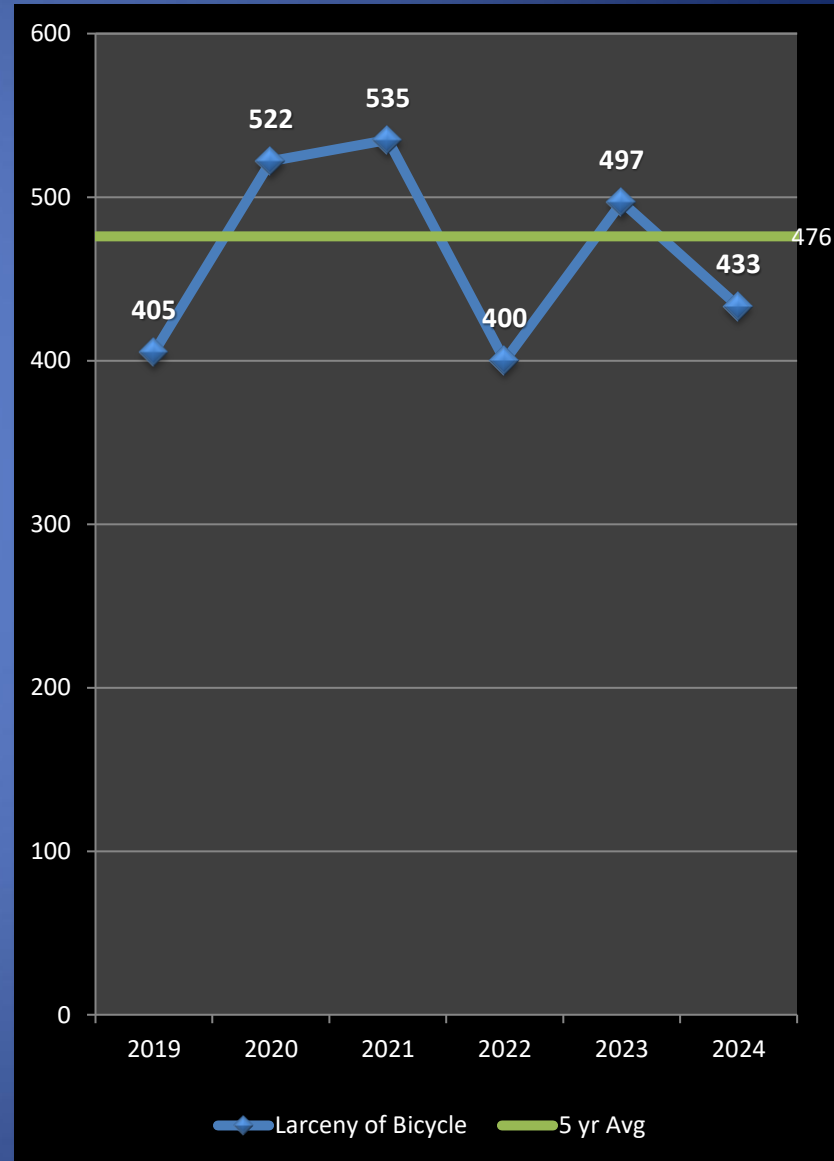
Previous Year

5-Year Average

-22%

-13%

-9%

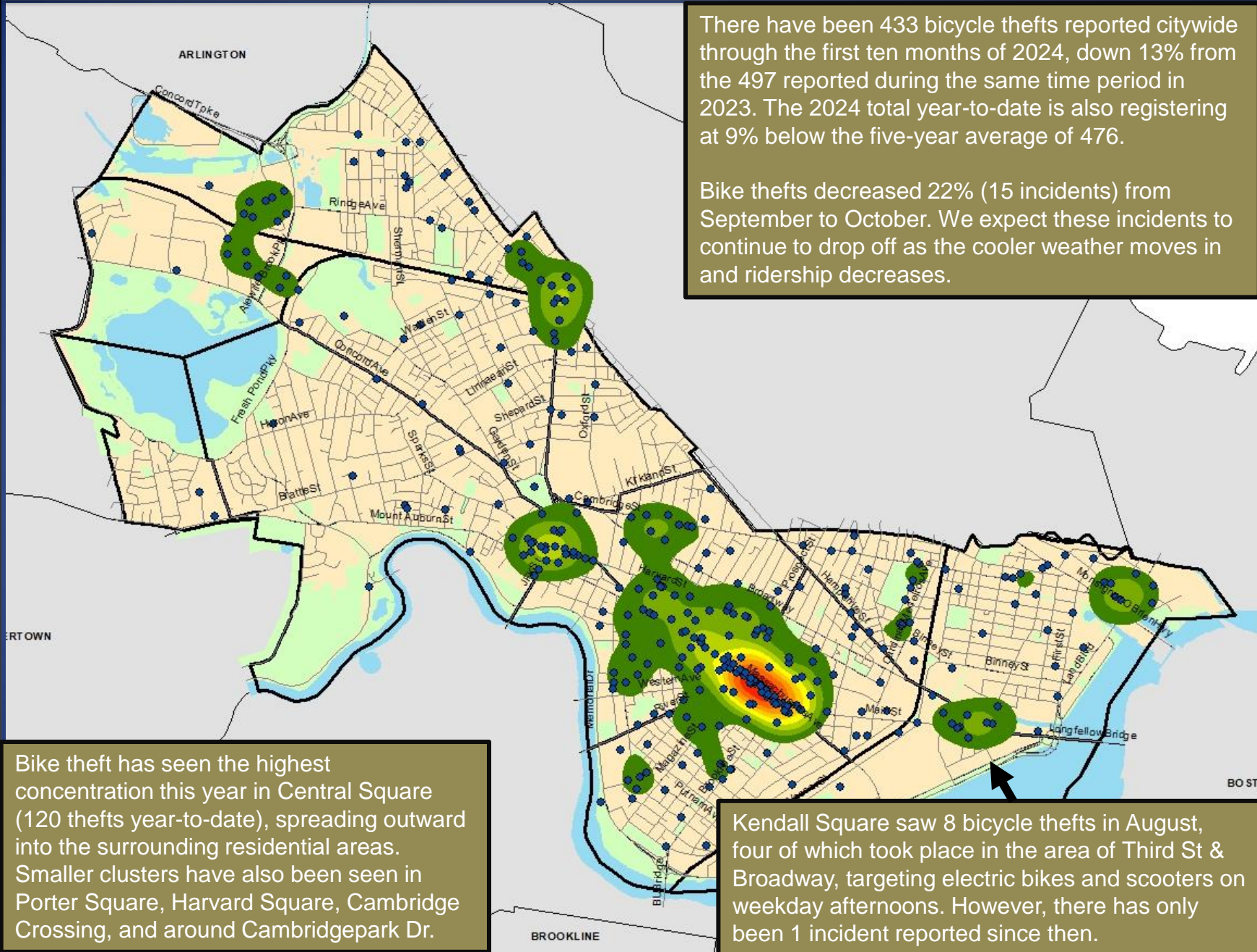




Geographic Breakdown of Bicycle Thefts: 1.1.24 – 10.28.24

Cambridge Police BridgeStat

October 2024



There have been 433 bicycle thefts reported citywide through the first ten months of 2024, down 13% from the 497 reported during the same time period in 2023. The 2024 total year-to-date is also registering at 9% below the five-year average of 476.

Bike thefts decreased 22% (15 incidents) from September to October. We expect these incidents to continue to drop off as the cooler weather moves in and ridership decreases.

Bike theft has seen the highest concentration this year in Central Square (120 thefts year-to-date), spreading outward into the surrounding residential areas. Smaller clusters have also been seen in Porter Square, Harvard Square, Cambridge Crossing, and around Cambridgepark Dr.

Kendall Square saw 8 bicycle thefts in August, four of which took place in the area of Third St & Broadway, targeting electric bikes and scooters on weekday afternoons. However, there has only been 1 incident reported since then.

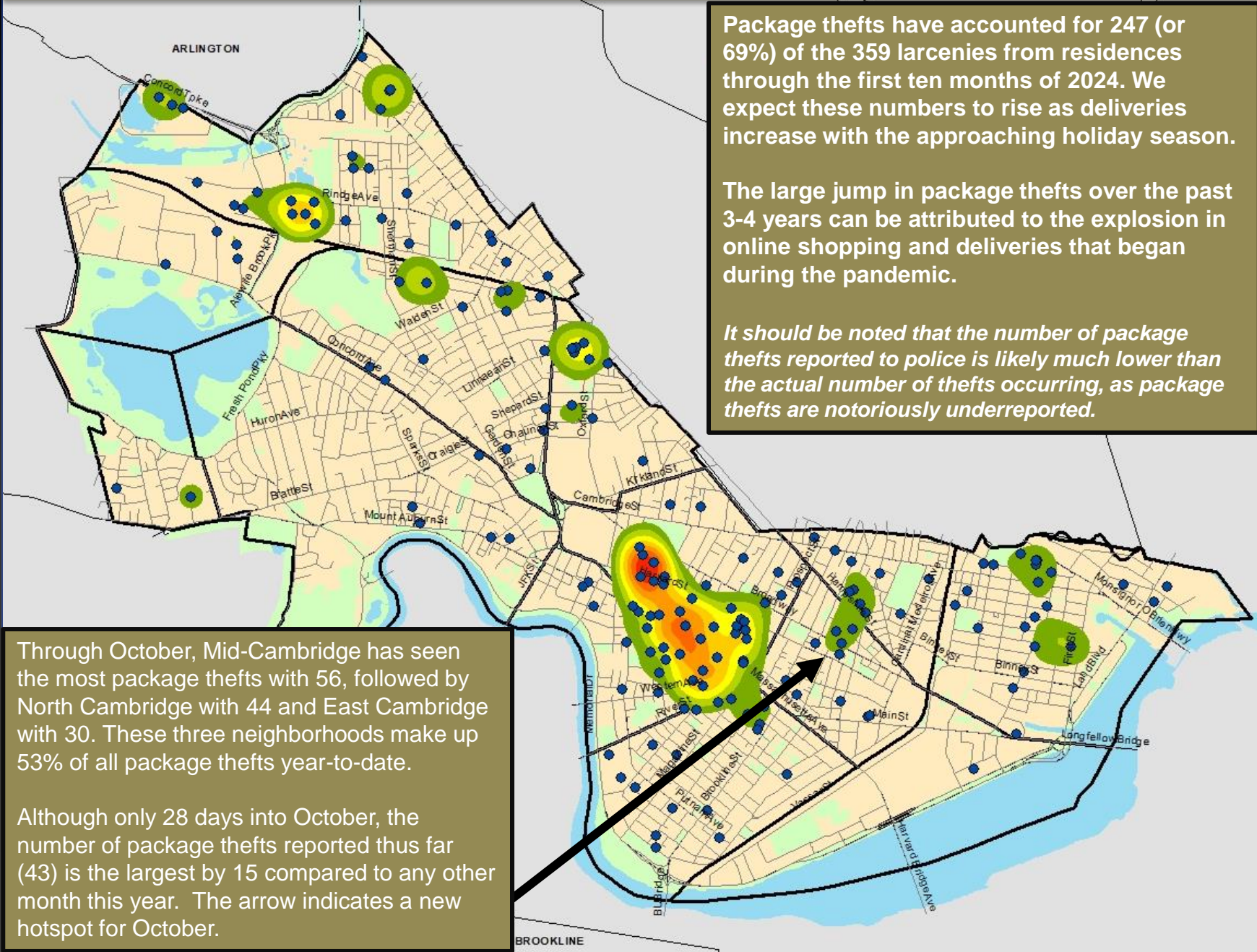


Geographic Breakdown of Package Thefts: 1.1.24 – 10.28.24

Package thefts have accounted for 247 (or 69%) of the 359 larcenies from residences through the first ten months of 2024. We expect these numbers to rise as deliveries increase with the approaching holiday season.

The large jump in package thefts over the past 3-4 years can be attributed to the explosion in online shopping and deliveries that began during the pandemic.

It should be noted that the number of package thefts reported to police is likely much lower than the actual number of thefts occurring, as package thefts are notoriously underreported.



Through October, Mid-Cambridge has seen the most package thefts with 56, followed by North Cambridge with 44 and East Cambridge with 30. These three neighborhoods make up 53% of all package thefts year-to-date.

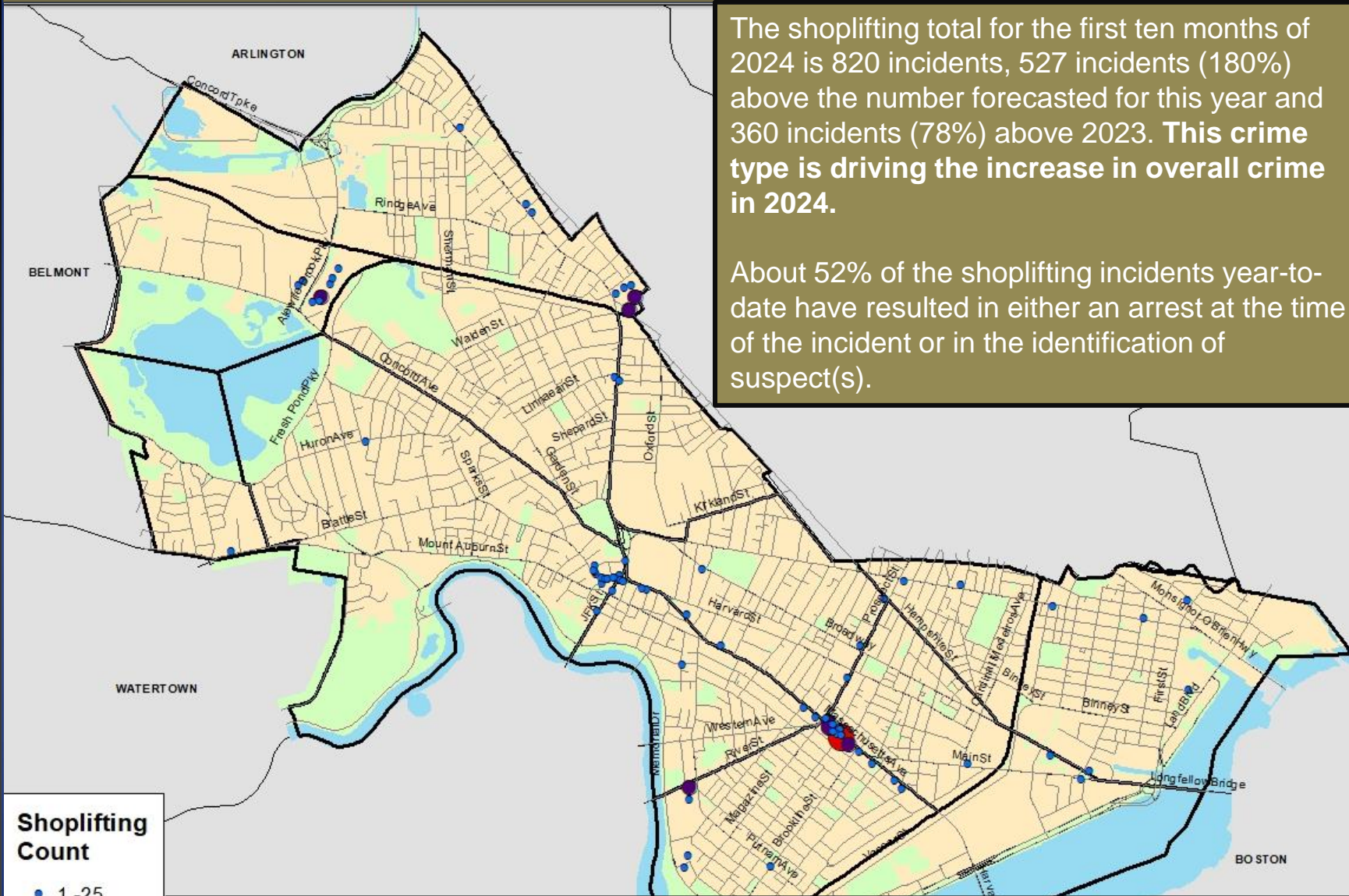
Although only 28 days into October, the number of package thefts reported thus far (43) is the largest by 15 compared to any other month this year. The arrow indicates a new hotspot for October.



Geographic Breakdown of Shoplifting: 1.1.24 – 10.28.24

Cambridge Police BridgeStat

October 2024



Shoplifting Count

- 1 - 25
- 26 - 139
- 140 - 208
- 209 - 277

The shoplifting total for the first ten months of 2024 is 820 incidents, 527 incidents (180%) above the number forecasted for this year and 360 incidents (78%) above 2023. **This crime type is driving the increase in overall crime in 2024.**

About 52% of the shoplifting incidents year-to-date have resulted in either an arrest at the time of the incident or in the identification of suspect(s).

Target in Central Sq has reported the most shoplifting incidents so far in 2024 with 277 thefts, followed by the Target in Porter Square with 81, the Walgreens on River Street with 71, and the Whole Foods in Alewife/West Cambridge with 43. Overall, 14 different locations throughout the city have reported more than 10 instances of shoplifting in 2024.



AUTO THEFT

No Patterns

Percent Change

Last 4 Weeks

-40%

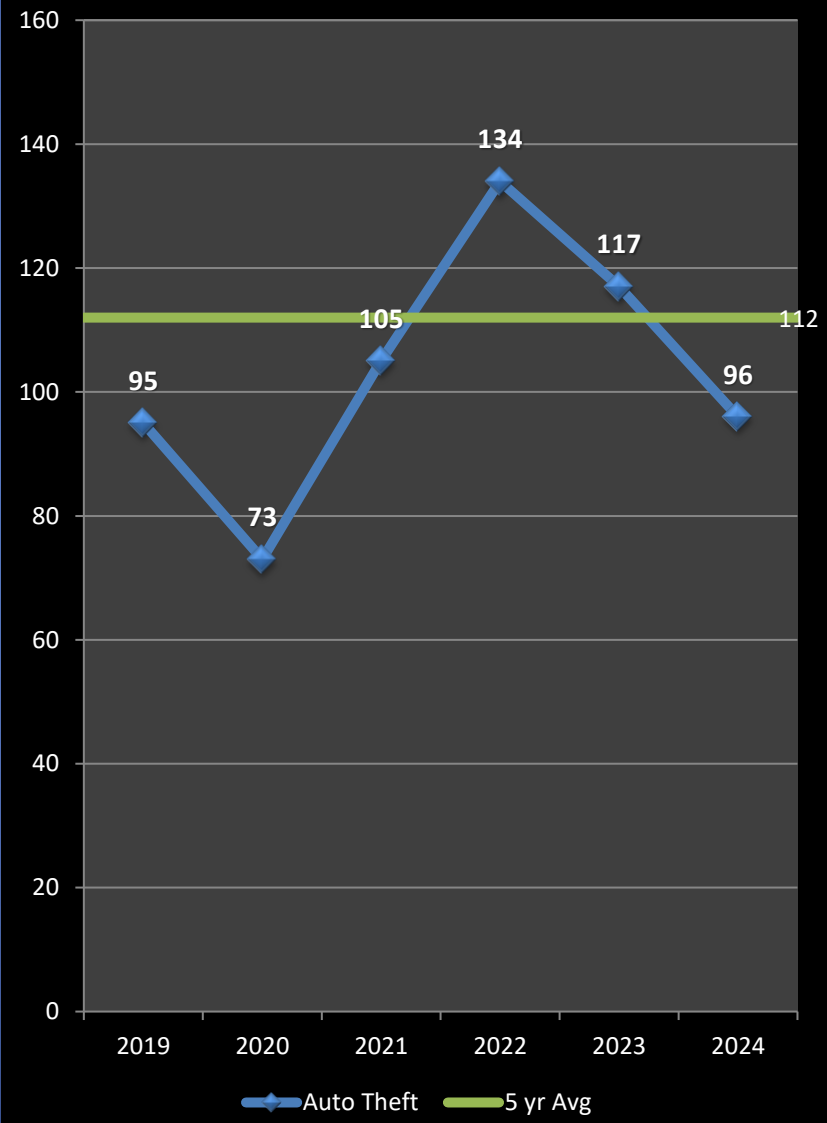
Previous Year

-18%

5-Year Average

-14%

- The five-year weighted average for auto thefts through the first ten months of the year is 112, and with 96 reported so far in 2024, Cambridge has experienced a decrease of 14% below the expected total. Auto thefts are also down 18% (21 incidents) when compared to the first ten months of 2023.
- When comparing the most recent four weeks (October) to the previous four weeks (September), auto thefts have decreased by 6 incidents (40%).
- The neighborhood breakdown for auto theft totals so far in 2024 is as follows: Cambridgeport – 19; The Port – 15; North Cambridge – 11; Peabody – 11; East Cambridge – 9; Riverside – 9; West Cambridge – 8; Mid-Cambridge – 7; Strawberry Hill – 2; Inman/Harrington – 2; Baldwin – 1; Highlands – 1; and MIT – 1.
- As to be expected during the warmer weather, there was an increase in the thefts of two-wheeled vehicles during the summer months. This is slowly dropping off as fall progresses, with three thefts reported in September and only one in October.
- There have been a few thefts reported so far in 2024 where the operator left the vehicle unlocked and/or running in order to deliver a package or grab food. When the victim returned, the vehicle was gone.
- 32 of the 96 motor vehicles stolen in 2024 have been recovered to date.

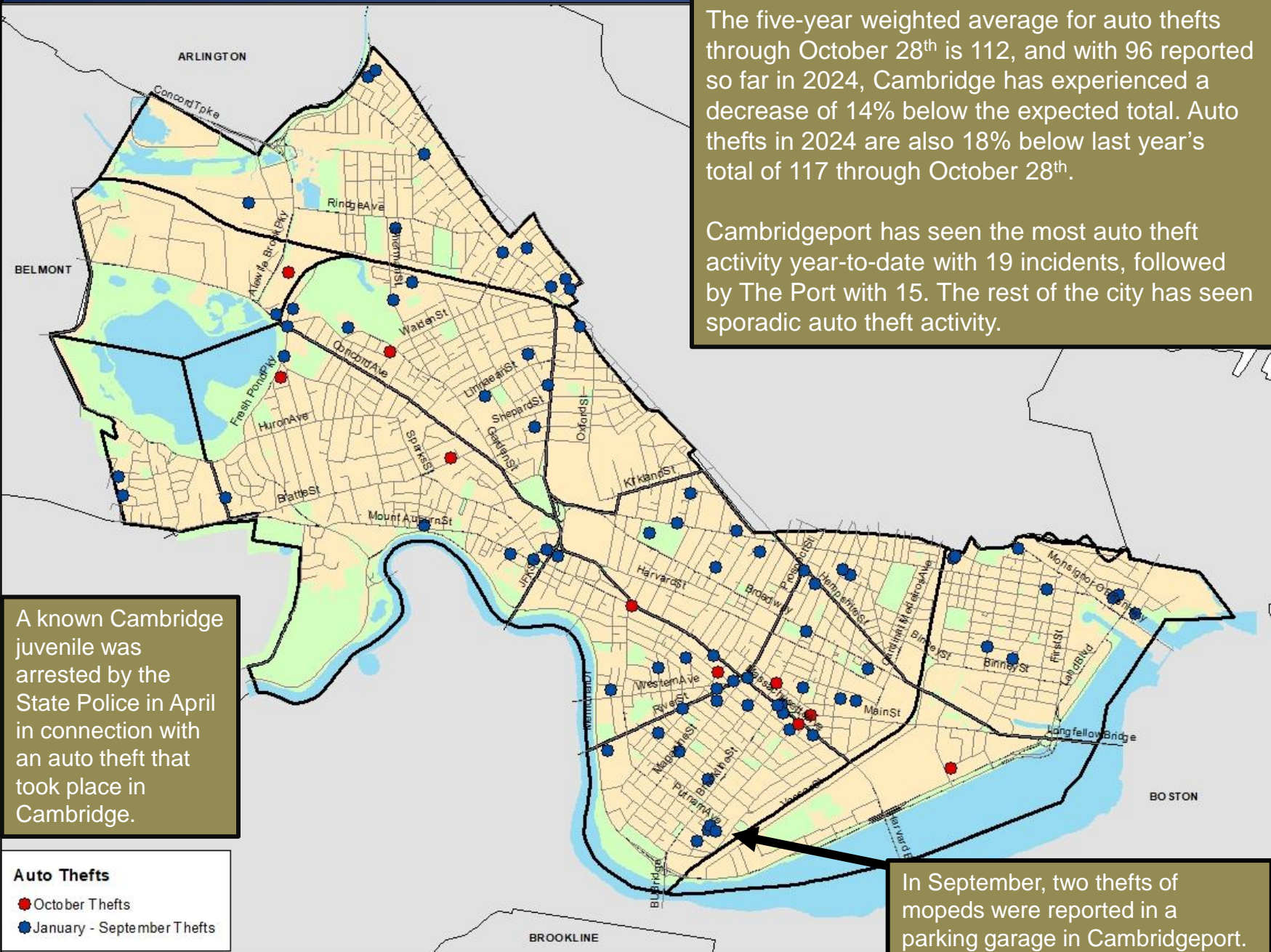




Geographic Breakdown of Auto Thefts: 1.1.24 – 10.28.24

Cambridge Police BridgeStat

October 2024



The five-year weighted average for auto thefts through October 28th is 112, and with 96 reported so far in 2024, Cambridge has experienced a decrease of 14% below the expected total. Auto thefts in 2024 are also 18% below last year's total of 117 through October 28th.

Cambridgeport has seen the most auto theft activity year-to-date with 19 incidents, followed by The Port with 15. The rest of the city has seen sporadic auto theft activity.

A known Cambridge juvenile was arrested by the State Police in April in connection with an auto theft that took place in Cambridge.

Auto Thefts

- October Thefts
- January - September Thefts

In September, two thefts of mopeds were reported in a parking garage in Cambridgeport.



Help Prevent Crime

And keep yourself informed!

To receive information from the CPD:

- Sign up with for the **Cambridge Alert Network**, to receive alerts about emerging crime patterns, neighborhood meetings, and crime prevention tips, by visiting www.CambridgeMa.gov/AlertNetwork.
- “Like” the Cambridge Police Department on Facebook at www.facebook.com/CambridgePolice
- Follow [@CambridgePolice](https://twitter.com/CambridgePolice) on Twitter.
- Visit our website at www.CambridgePolice.org for valuable information and reports including the Daily Log and BridgeStat, which is published on the first Friday of every month.
- Download our “MyPD” smartphone app at www.CambridgePolice.org/MyPD.

To Share Information with the CPD:

- Call our Non-Emergency Telephone Number at **617-349-3300**.
 - Every call for service generates a police response, so help drive our resources by reporting things that seem suspicious or out of the ordinary.
- Send an Anonymous TEXT-A-TIP:
 - Send an ANONYMOUS text message to **Tip411 (847411)**. Begin your message with Tip650 and then type your message. You will receive a response from the Cambridge Police with the option to continue communicating. Please remember that this is not a replacement for 9-1-1. **If you witness an emergency situation, please call 9-1-1 immediately.**
- Send an Anonymous Crime Tip E-Mail at www.CambridgePolice.org/Tips