



Cambridge Police Department BridgeStat

September 2024

Produced by the Crime Analysis Unit



Part I Total Crime

An analysis of the serious crime statistics for the first nine months of 2024 points to a 6% increase in the Part One index total for Cambridge when compared with the same time frame in 2023. Through September 30th of 2024, there were 2,559 serious crimes reported in the City. For the same time period in 2023, the combined total for Murder, Rape, Robbery, Aggravated Assault, Burglary, Larceny & Auto theft was 2,412 incidents, 147 fewer than 2024. A 22% rise in the crime index has also been registered when measured against the five-year weighted average.

Further analysis of the crime totals for the first three quarters of 2024 indicates that violent crimes recorded a 14% decrease when compared to last year. There were zero homicides, 30 rapes, 76 robberies, and 218 aggravated assaults recorded through September 30th of this year.

Conversely, the numbers indicate that property crimes saw a rise, increasing 10% above the 2023 total for the first nine months, with 200 more crimes reported in 2024. Despite a 78% rise in shoplifting incidents, a 4% increase in housebreaks, and a 6% rise in larcenies from residences, sizeable reductions in larceny from motor vehicles (-22%) and larceny of bicycles (-12%) were key to keeping the property crime increase relatively small.

When analyzing the serious crime totals of September 2024 versus the previous month of August 2024, there was an increase of 2% in the number of index incidents, with seven more crimes reported in September.

	4 Week Snapshot			Year to Date			Five Year	
	8/6/24 - 9/2/24	9/3/24 - 9/30/24	Change	2023	2024	Change	Avg	Change
Total Violent Crime	40	33	-18%	377	324	-14%	294	10%
Total Property Crime	278	292	5%	2035	2235	10%	1805	24%
Total Part I Crime	318	325	2%	2412	2559	6%	2098	22%



Part I Property Crime

Analysis of property crime totals for the first nine months of 2024 reveals a 10% increase when measured against the same time frame in 2023 and a 24% rise above the five-year average of 1,805.

More than half of the property crime categories are recording decreases when measured against the first three quarters of 2023. Notable reductions in larceny from motor vehicles (-22%), larceny of bicycles (-12%), and auto thefts (-19%) have been able to mildly counter the rising increase in shopliftings (+78%), which is driving property crime. The increase of 320 shoplifting incidents thus far in 2024 when compared with 2023 is the major factor causing Cambridge to see an increase in overall crime this year, despite reductions in so many other crime types.

	4 Week Snapshot			Year to Date			Five Year	
	8/6/24 - 9/2/24	9/3/24 - 9/30/24	Change	2023	2024	Change	Avg	Change
Burglary	20	17	-15%	194	193	-1%	168	15%
Commercial Break	5	3	-40%	57	50	-12%	49	2%
Housebreak	15	14	-7%	137	143	4%	119	20%
Larceny	253	261	3%	1735	1956	13%	1534	28%
Larceny (Misc)	6	3	-50%	55	76	38%	52	46%
Larceny from Building	15	16	7%	157	157	0%	139	13%
Larceny from MV	18	27	50%	263	206	-22%	286	-28%
Larceny from Person	10	9	-10%	76	68	-11%	82	-17%
Larceny from Residence	38	39	3%	290	307	6%	267	15%
Larceny of Bicycle	53	67	26%	435	381	-12%	413	-8%
Larceny of Plate	0	3	IN-CALC	33	17	-48%	23	-26%
Larceny of Services	2	0	-100%	18	16	-11%	11	45%
Shoplifting	111	97	-13%	408	728	78%	261	179%
Auto Theft	5	14	180%	106	86	-19%	103	-17%
Total Property Crime	278	292	5%	2035	2235	10%	1805	24%



Part I Violent Crime

From January 1st to September 30th of 2024, there were 324 violent crimes recorded in Cambridge, 53 incidents (-14%) below last year's total of 377 incidents for the first nine months of the year and 30 incidents (10%) above the 294 crimes forecasted through September 30th.

There have been 30 rapes reported in Cambridge through September of 2024, which is down nine incidents from 2023. The 30 rapes reported thus far in 2024 have been categorized as seven acquaintance assaults, ten contact rapes, seven blitz incidents, and six domestic assaults.

The trend observed during the past couple years of a high percentage of aggravated assaults and street robberies occurring in Central Square and on peripheral side streets began to reemerge in the spring, after a lull in activity in that area during the beginning of 2024. So far, nine months into the year, 72 (or 33%) of the 218 aggravated assaults and 32 (or 52%) of the 61 street robberies have been reported in the Central Square area.

The last homicide reported in Cambridge occurred shortly after midnight on November 23, 2023, in the area of 10 Magazine Street in Central Square. Two individuals with gunshot wounds were located and transported to a Boston hospital. One victim, 27-year-old Danasia Greene of Cambridge, was pronounced deceased at the hospital. The second victim, a 26-year-old male from Boston, was treated for non-life-threatening injuries. The incident remains under investigation at this time.

	4 Week Snapshot			Year to Date			Five Year	
	8/6/24 - 9/2/24	9/3/24 - 9/30/24	Change	2023	2024	Change	Avg	Change
Homicide	0	0	IN-CALC	0	0	IN-CALC	0	IN-CALC
Rape	3	3	0%	39	30	-23%	29	3%
Robbery	9	9	0%	110	76	-31%	78	-3%
Commercial Robbery	3	2	-33%	29	15	-48%	18	-17%
Street Robbery	6	7	17%	81	61	-25%	60	2%
Aggravated Assault	28	21	-25%	228	218	-4%	187	17%
Total Violent Crime	40	33	-18%	377	324	-14%	294	10%



MURDER

No Patterns

- No murders have been reported in Cambridge in 2024 through September 30th.
- Shortly after midnight on November 23, 2023, officers responded to the area of 10 Magazine Street in Central Square. Two individuals with gunshot wounds were located and transported to a Boston hospital. One victim, 27-year-old Danasia Greene of Cambridge, was pronounced deceased at the hospital. The second victim, a 26-year-old male from Boston, was treated for non-life-threatening injuries. This incident marked the first homicide reported in Cambridge in over two years and was the only homicide reported in the City in 2023.* It remains under active investigation at this time.
- There were no murders recorded in Cambridge in all of 2022. This has happened only three other times in the past 20 years—in 2004, 2007, and 2010.
- In the last reported homicide in Cambridge prior to the November 2023 incident, on Saturday 3/27/21, there was a fatal shooting that occurred at approximately 12:40 a.m. on Pemberton Street. The victim was reportedly located unconscious outside his vehicle by a passerby who called 911. The victim was transported to Mount Auburn Hospital where he later died. The victim has been identified as Xavier Louis-Jacques, 19, of Cambridge. The investigation is ongoing.

Please note: The 2023 figure excludes the fatal Cambridge Police officer-involved shooting of Sayed Faisal on January 4, 2023.

Percent Change*

Last 4 Weeks

0%

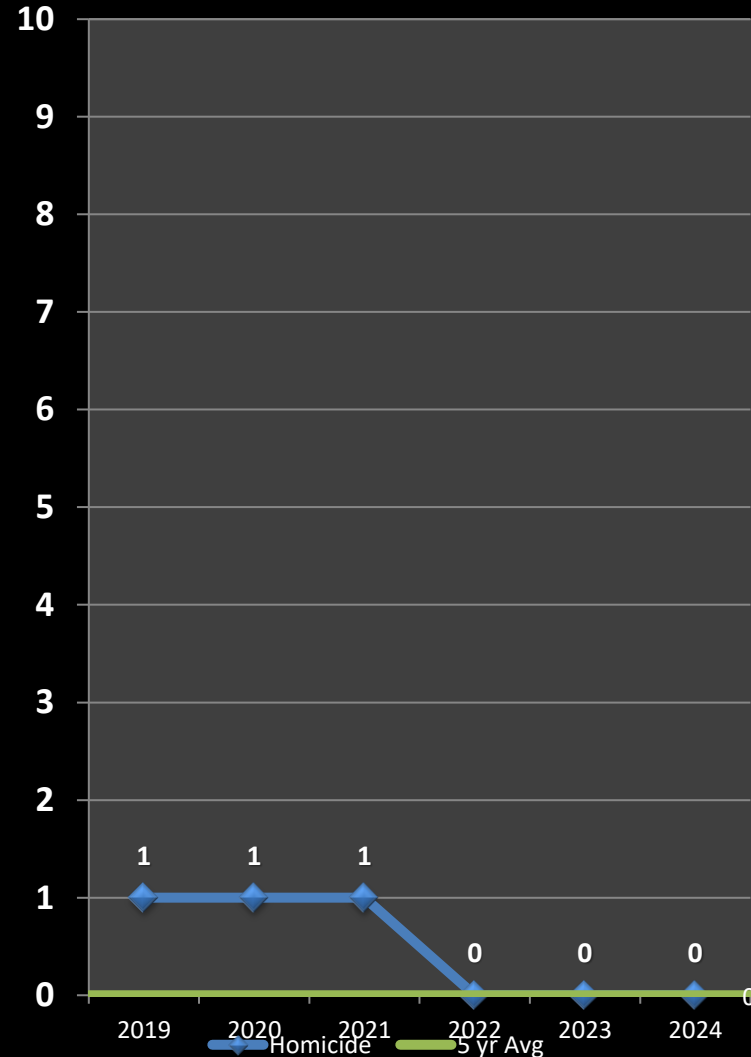
Previous Year

0%

5-Year Average

0%

*IN -CALC: Percentages are not calculated for numbers so small as to present a statistically misleading percentage.





RAPE

No Patterns

- There have been 30 rapes reported in Cambridge through the first nine months of 2024. This is down nine incidents (-23%) from the 39 rapes reported during the same time frame in 2023.
- The 30 rapes reported thus far in 2024 have been categorized as seven acquaintance assaults, ten contact rapes, seven blitz incidents, and six domestic assaults.
- On Friday, May 17, 2024, at approximately 9:18pm, police responded to the Cambridgepark Drive area for an assault in progress. The victim told officers the assailant was a masked man with a knife. Detectives processed a crime scene in a restroom of a commercial building and are working with Massachusetts State Police and the Middlesex District Attorney's Office. The investigation is ongoing.
- The total number of reported rapes tends to fluctuate from year to year, but the number of stranger-to-stranger rapes reported each year in Cambridge—typically between one and ten—remains extremely low.

Percent Change*

Last 4 Weeks

0%

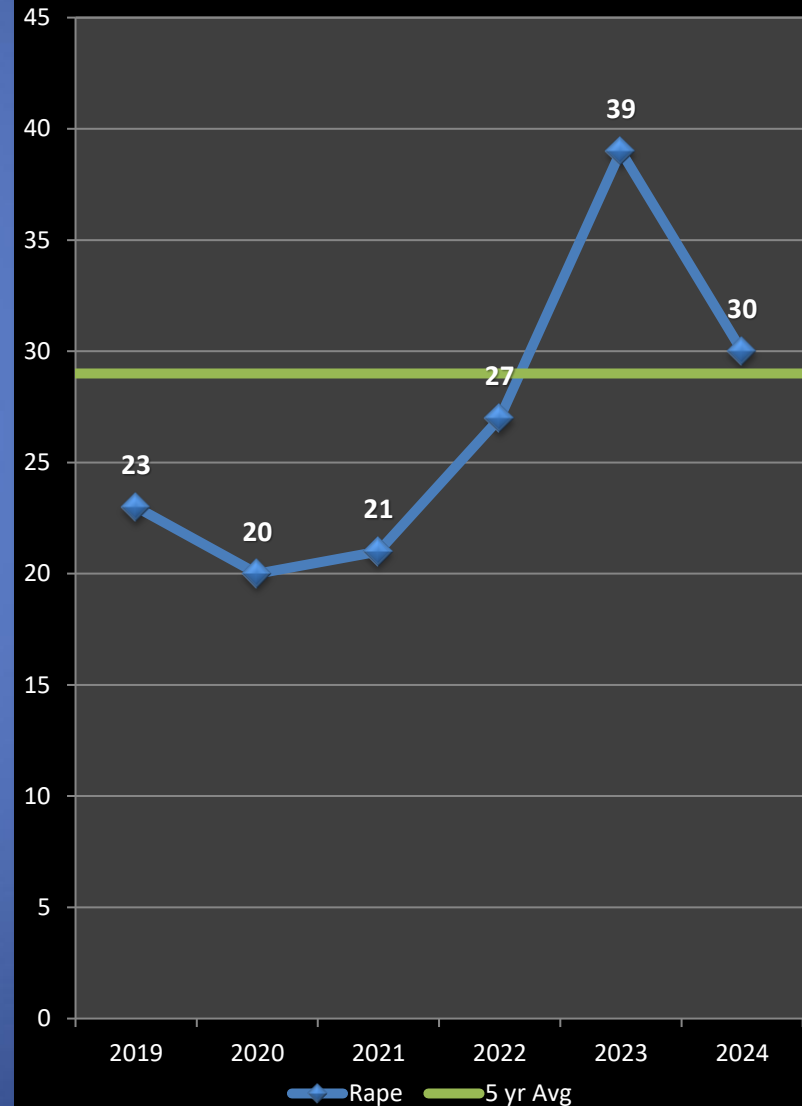
Previous Year

-23%

5-Year Average

+3%

*IN -CAL: Percentages are not calculated for numbers so small as to present a statistically misleading percentage.





AGGRAVATED ASSAULT

No Patterns

Percent Change

Last 4 Weeks

-25%

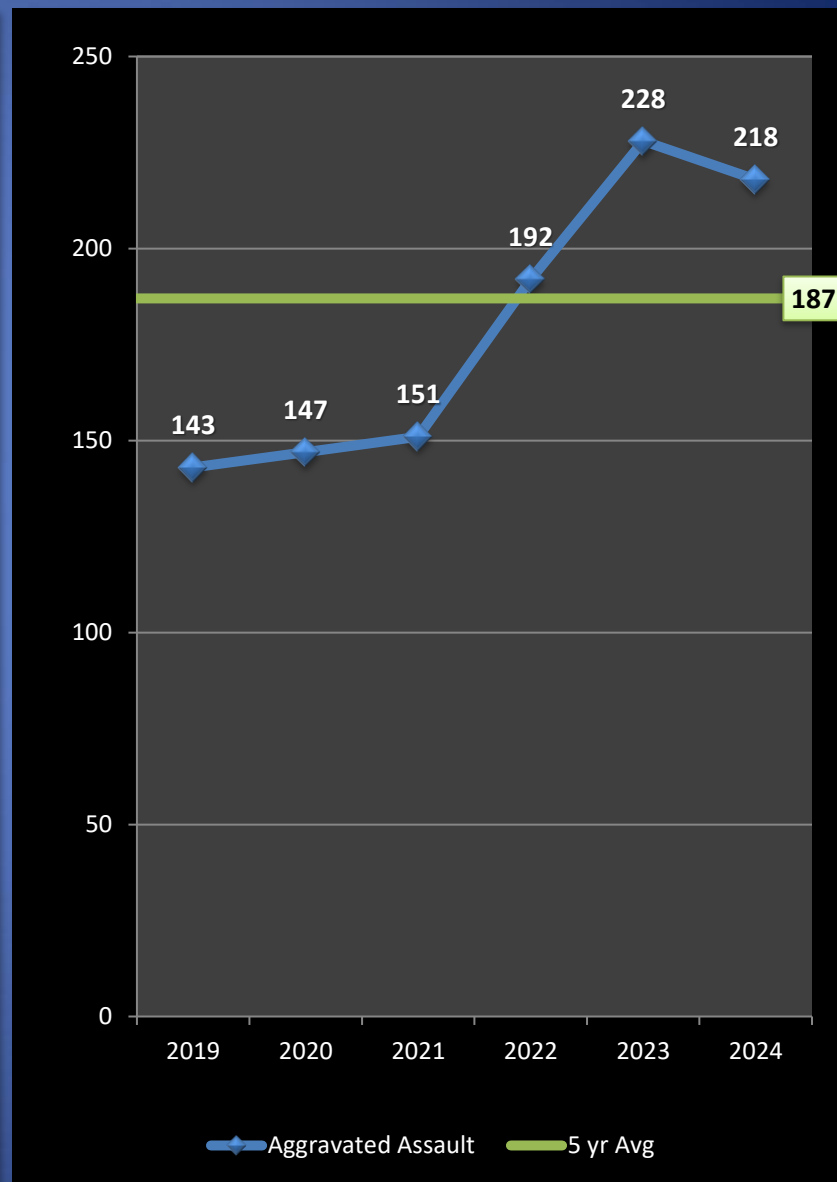
Previous Year

-4%

5-Year Average

+17%

- The total of 218 aggravated assaults reported through September 30, 2024, is 10 crimes (-4%) below the first nine months of 2023, and 31 incidents (17%) above the five-year average of 187 crimes. September saw a decrease of 25% below August, with seven fewer incidents reported in the past four weeks.
- The 218 aggravated assaults reported so far in 2024 have been comprised of the following classifications: 54 domestic assaults; 49 unprovoked scenarios; 25 acquaintance assaults; 16 psychotic episodes; 15 juvenile-related assaults; 13 traffic/parking related assaults; 11 between unhoused individuals; nine between shop owners/patrons; eight assaults on police; seven workplace incidents; five affrays/brawls; four landlord/neighbor assaults; and two bar/alcohol-related incidents.
- The trend observed during the past couple years of a high percentage of aggravated assaults occurring in Central Sq and on peripheral side streets has begun to resurface over the last few months, but incidents are still generally spread across the city. Seventy-two of the 218 aggravated assaults (or 33%) year-to-date were reported in Central Sq. Only four were reported in Central Sq in the month of September. Of the 72 year-to-date, 26 of those were of the unprovoked category, which is more than double any other category in this area.
- There have been 11 confirmed shots fired incidents in Cambridge through September 30, 2024. Nine of the 11 resulted in no injuries, while the shootings on May 23rd and July 16th resulted in non-fatal injuries to three total victims. Through the same time period in 2023, there were five confirmed shots fired incidents: three non-fatal shootings with four total victims and two shots fired incident with no injuries.

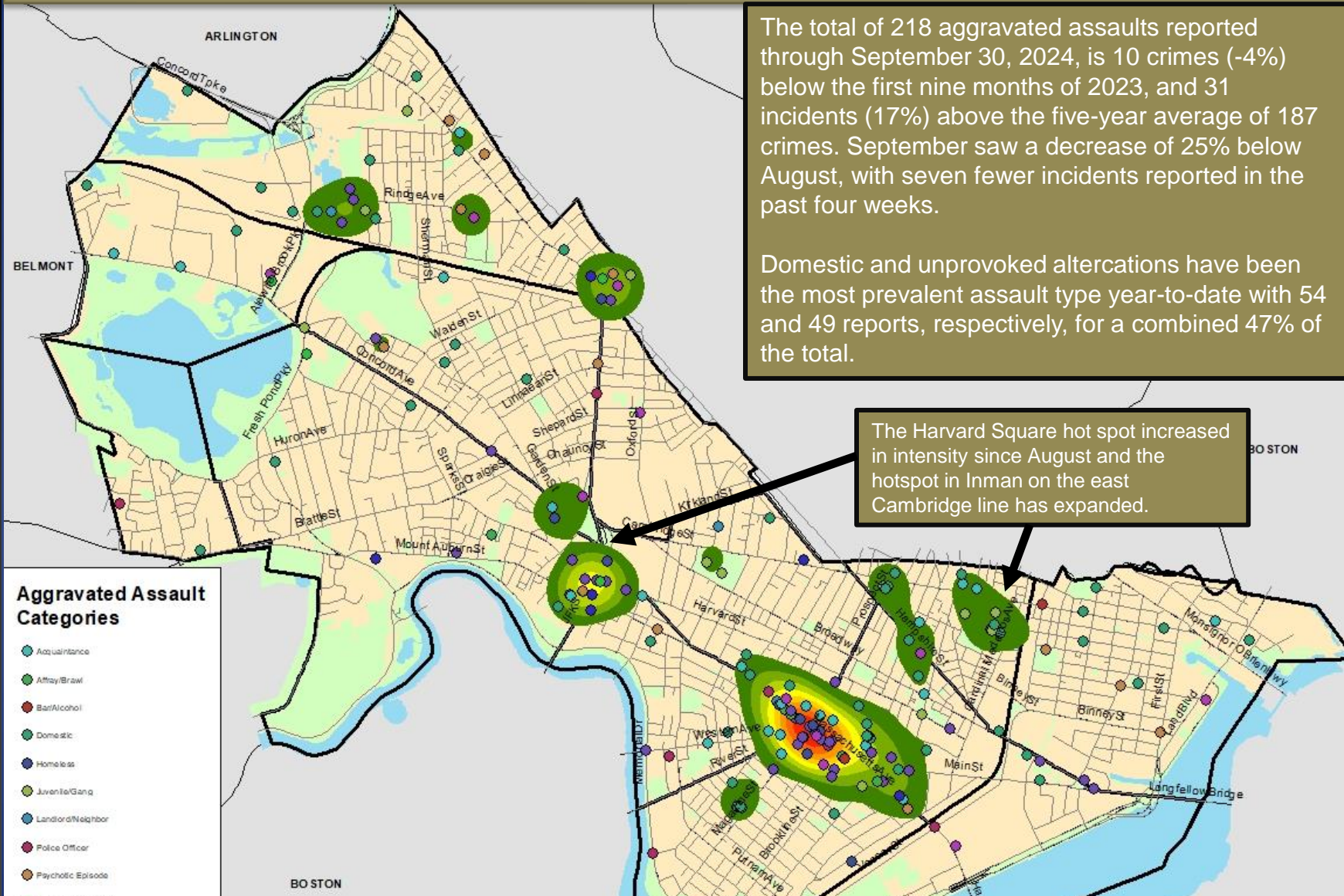




Geographic Breakdown of Aggravated Assaults: 1.1.24 – 9.30.24

Cambridge Police BridgeStat

September 2024



The total of 218 aggravated assaults reported through September 30, 2024, is 10 crimes (-4%) below the first nine months of 2023, and 31 incidents (17%) above the five-year average of 187 crimes. September saw a decrease of 25% below August, with seven fewer incidents reported in the past four weeks.

Domestic and unprovoked altercations have been the most prevalent assault type year-to-date with 54 and 49 reports, respectively, for a combined 47% of the total.

The Harvard Square hot spot increased in intensity since August and the hotspot in Inman on the east Cambridge line has expanded.

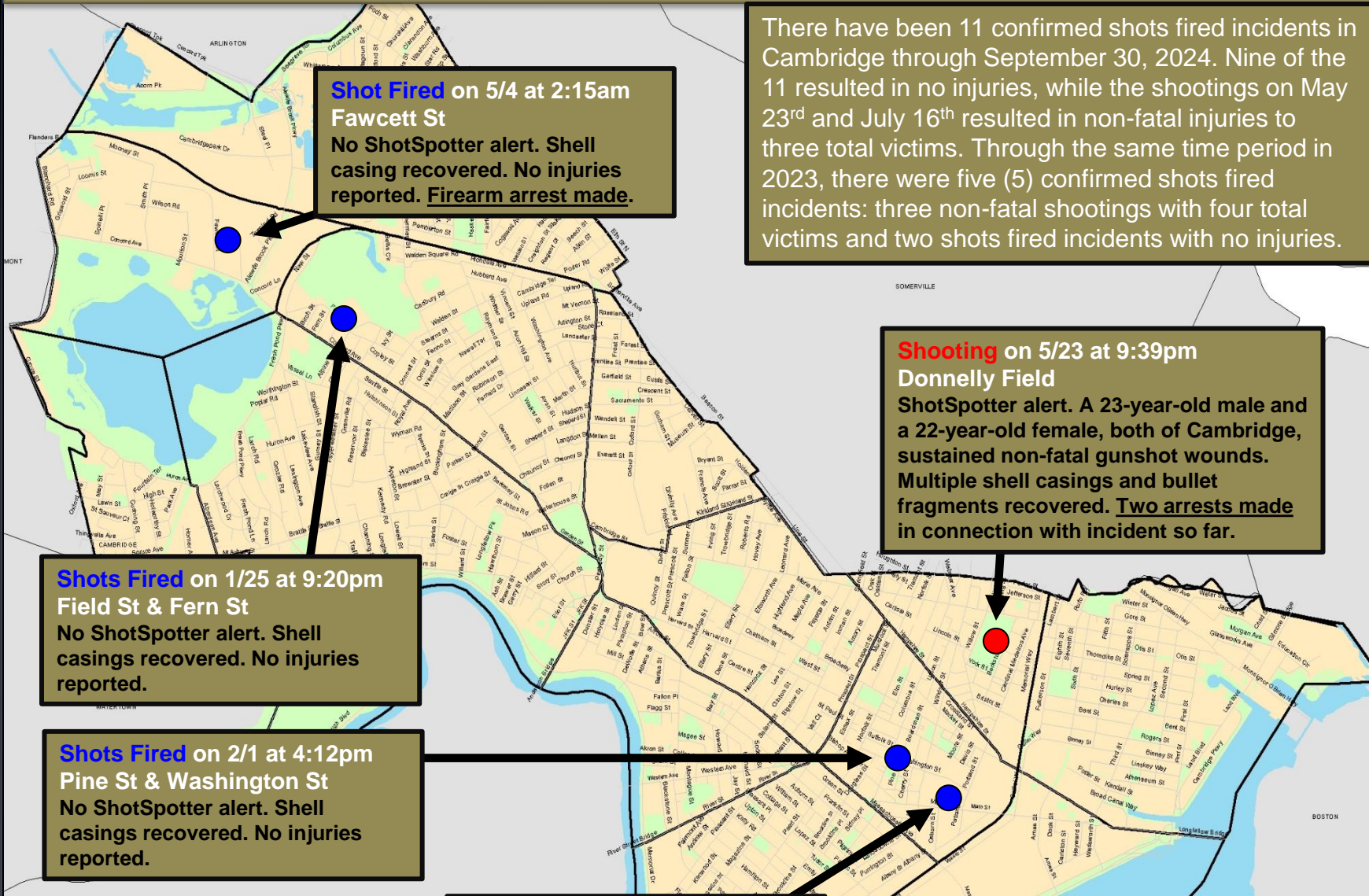
Through September 30, 2024, aggravated assaults have been spread out across the city with hotspots emerging in some of the major squares and in the area of some city parks. Central Square activity increased with the warmer weather, with 33% of citywide aggravated assaults occurring in this business district. However, only four incidents were reported there in September.



Shootings & Shots Fired in Cambridge: 1.1.24 – 6.30.24 (First Half of 2024)

Cambridge Police BridgeStat

There have been 11 confirmed shots fired incidents in Cambridge through September 30, 2024. Nine of the 11 resulted in no injuries, while the shootings on May 23rd and July 16th resulted in non-fatal injuries to three total victims. Through the same time period in 2023, there were five (5) confirmed shots fired incidents: three non-fatal shootings with four total victims and two shots fired incidents with no injuries.



Shot Fired on 5/4 at 2:15am
Fawcett St
No ShotSpotter alert. Shell casing recovered. No injuries reported. Firearm arrest made.

Shooting on 5/23 at 9:39pm
Donnelly Field
ShotSpotter alert. A 23-year-old male and a 22-year-old female, both of Cambridge, sustained non-fatal gunshot wounds. Multiple shell casings and bullet fragments recovered. Two arrests made in connection with incident so far.

Shots Fired on 1/25 at 9:20pm
Field St & Fern St
No ShotSpotter alert. Shell casings recovered. No injuries reported.

Shots Fired on 2/1 at 4:12pm
Pine St & Washington St
No ShotSpotter alert. Shell casings recovered. No injuries reported.

Shots Fired on 6/26 at 10:37pm
Newtowne Court
No ShotSpotter alert. Shell casings and bullet fragment recovered. No injuries reported.

Shooting Type

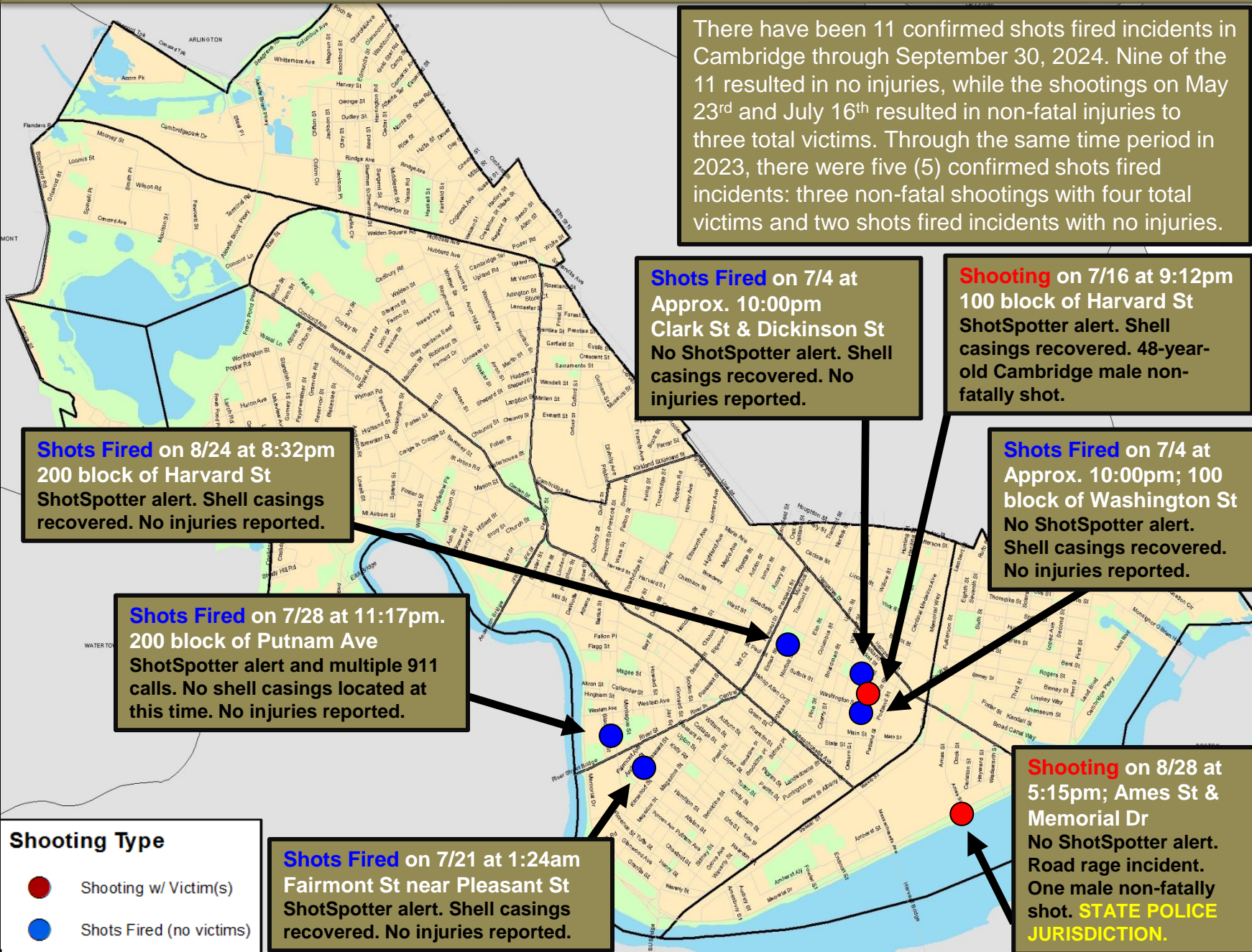
- Shooting w/ Victim(s)
- Shots Fired (no victims)



Shootings & Shots Fired in Cambridge: 7.1.24 – 9.30.24 (Second Half of 2024)

Cambridge Police BridgeStat

There have been 11 confirmed shots fired incidents in Cambridge through September 30, 2024. Nine of the 11 resulted in no injuries, while the shootings on May 23rd and July 16th resulted in non-fatal injuries to three total victims. Through the same time period in 2023, there were five (5) confirmed shots fired incidents: three non-fatal shootings with four total victims and two shots fired incidents with no injuries.



Shots Fired on 8/24 at 8:32pm
200 block of Harvard St
ShotSpotter alert. Shell casings recovered. No injuries reported.

Shots Fired on 7/4 at
Approx. 10:00pm
Clark St & Dickinson St
No ShotSpotter alert. Shell casings recovered. No injuries reported.

Shooting on 7/16 at 9:12pm
100 block of Harvard St
ShotSpotter alert. Shell casings recovered. 48-year-old Cambridge male non-fatally shot.

Shots Fired on 7/28 at 11:17pm.
200 block of Putnam Ave
ShotSpotter alert and multiple 911 calls. No shell casings located at this time. No injuries reported.

Shots Fired on 7/4 at
Approx. 10:00pm; 100 block of Washington St
No ShotSpotter alert. Shell casings recovered. No injuries reported.

Shots Fired on 7/21 at 1:24am
Fairmont St near Pleasant St
ShotSpotter alert. Shell casings recovered. No injuries reported.

Shooting on 8/28 at 5:15pm; Ames St & Memorial Dr
No ShotSpotter alert. Road rage incident. One male non-fatally shot. **STATE POLICE JURISDICTION.**

Shooting Type

- Shooting w/ Victim(s)
- Shots Fired (no victims)



Robbery

No Patterns

- The five-year average for overall robbery in Cambridge for the first three quarters of the year is 78 incidents. Through 9/30 of 2024, 76 robberies were recorded, which translates to a 3% drop below the projected total and a 31% decline below the 110 robberies counted for the first three quarters of 2023.
- There have been 15 commercial robberies reported year-to-date in 2024. This total is down 14 incidents (-48%) from the 29 robberies reported through Sept 30 in 2023 and is down three incidents (-17%) from the five-year average of 18. All 15 robberies reported year-to-date have been unrelated, but 12 of the 15 did involve shoplifting incidents across the city that escalated into robberies.
- Street robberies year-to-date in 2024 are down 20 incidents (-25%) from the 81 reported through this time in 2023 and are up one incident (2%) above the five-year average of 60. Eleven incidents citywide so far in 2024 have resulted in an arrest, and suspects have been identified in at least 17 others.
- There have been no active street robbery patterns reported in Cambridge thus far in 2024, but multiple incidents in the Central Square area have involved unhoused individuals as victims and/or suspects. There have also been a few reports of robberies involving juvenile suspects in recent months, but it is unknown if any are related at this time.
- After seeing a relatively quiet start to the year in Central Square, robbery activity began to pick up in this area in March. Twenty-three of the 42 street robberies reported since May 1 have taken place in Central Square, bringing the total reported in and around the Square this year to 32, which is 52% of the 61 street robberies reported citywide. This is similar to a trend seen in this area that began in 2021 and continued throughout all of 2022 and much of 2023.

Percent Change

Last 4 Weeks

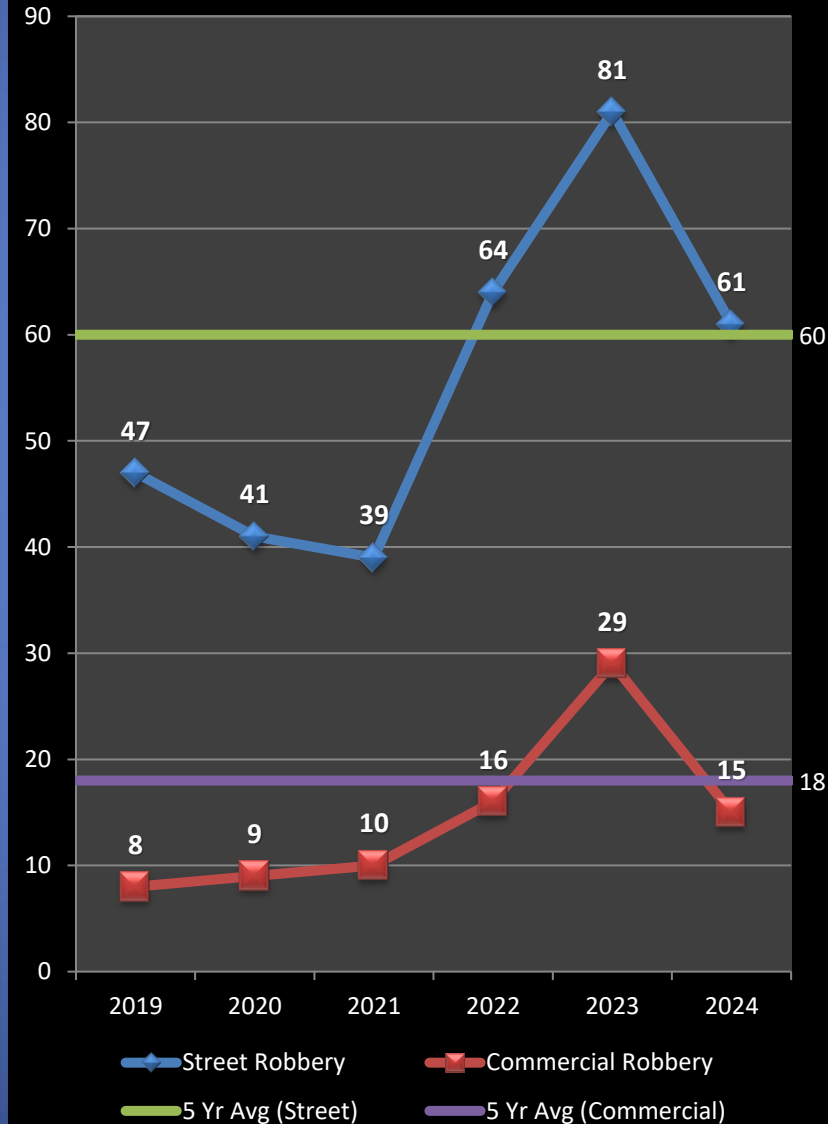
0%

Previous Year

-31%

5-Year Average

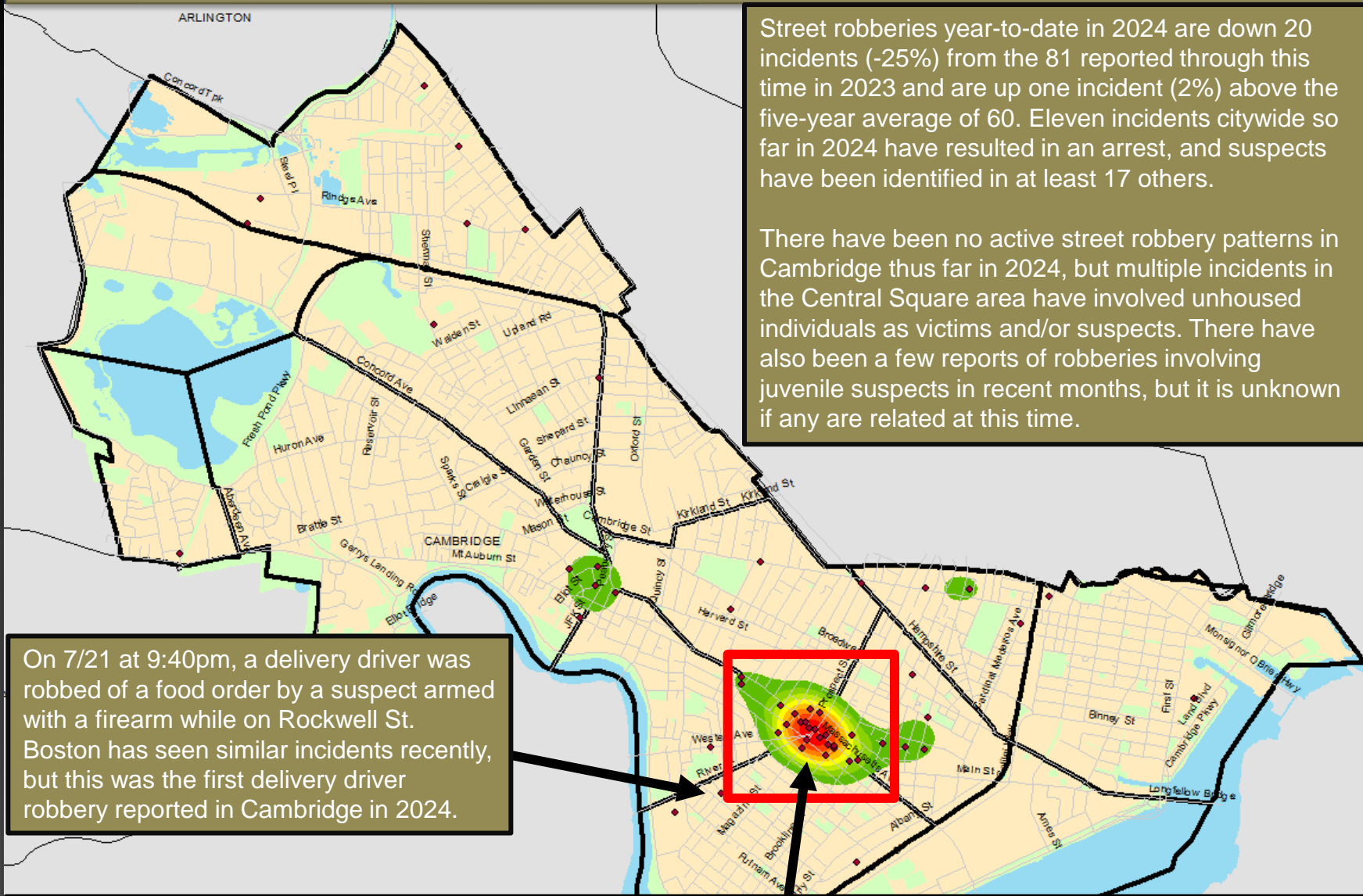
-3%





Geographic Breakdown of Street Robberies: 1.1.24 – 9.30.24

Cambridge Police BridgeStat



Street robberies year-to-date in 2024 are down 20 incidents (-25%) from the 81 reported through this time in 2023 and are up one incident (2%) above the five-year average of 60. Eleven incidents citywide so far in 2024 have resulted in an arrest, and suspects have been identified in at least 17 others.

There have been no active street robbery patterns in Cambridge thus far in 2024, but multiple incidents in the Central Square area have involved unhoused individuals as victims and/or suspects. There have also been a few reports of robberies involving juvenile suspects in recent months, but it is unknown if any are related at this time.

On 7/21 at 9:40pm, a delivery driver was robbed of a food order by a suspect armed with a firearm while on Rockwell St. Boston has seen similar incidents recently, but this was the first delivery driver robbery reported in Cambridge in 2024.

After seeing a relatively quiet start to the year in Central Square, robbery activity began to pick up in this area in March. Five of the seven robberies reported in September took place in Central Square, bringing the total reported in and around the Square this year to 32, which is 52% of the 61 street robberies reported citywide. This is similar to a trend seen in this area that began in 2021 and continued throughout all of 2022 and much of 2023.



Geographic Breakdown of Commercial Robberies: 1.1.24 – 9.30.24

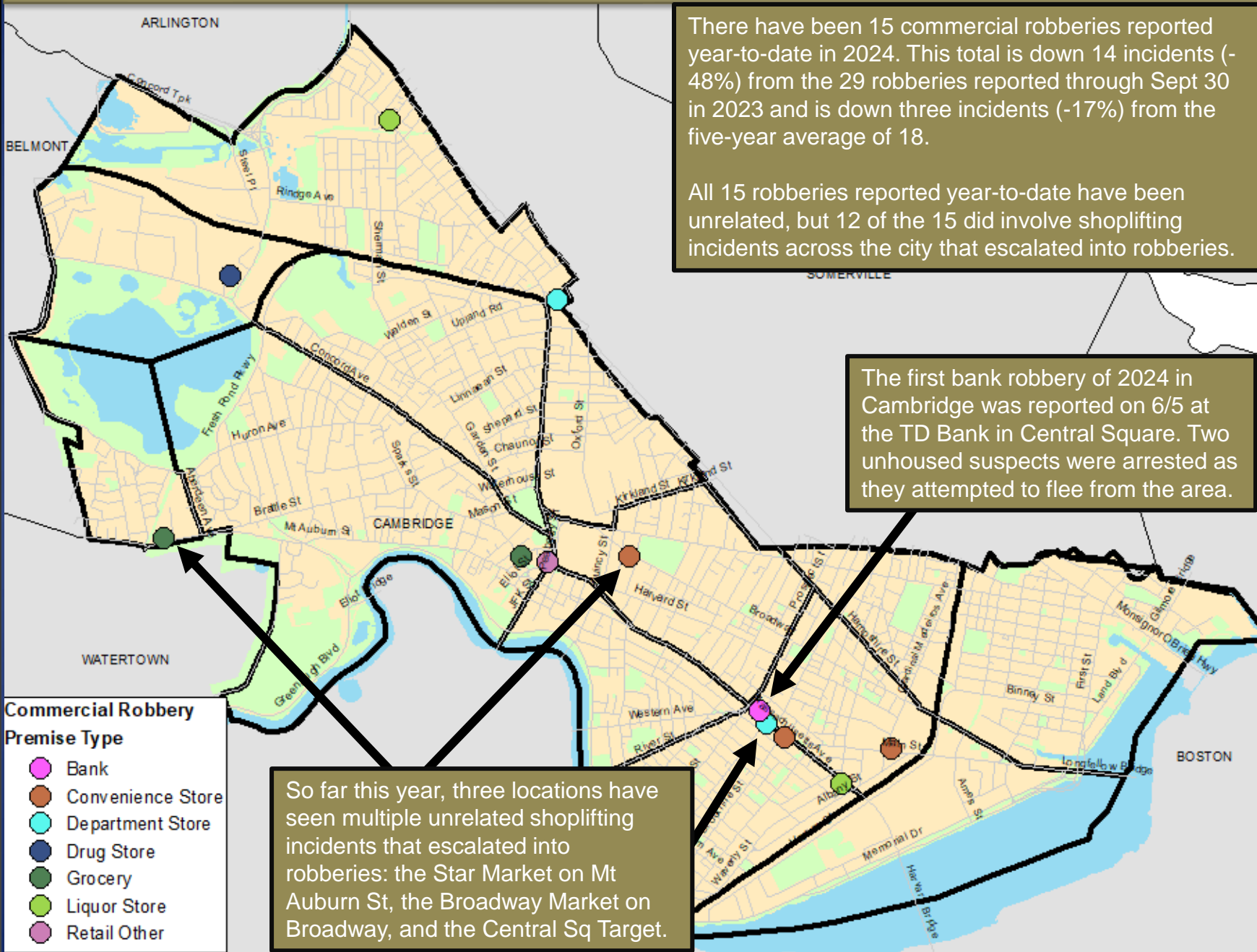
Cambridge Police BridgeStat

There have been 15 commercial robberies reported year-to-date in 2024. This total is down 14 incidents (-48%) from the 29 robberies reported through Sept 30 in 2023 and is down three incidents (-17%) from the five-year average of 18.

All 15 robberies reported year-to-date have been unrelated, but 12 of the 15 did involve shoplifting incidents across the city that escalated into robberies.

The first bank robbery of 2024 in Cambridge was reported on 6/5 at the TD Bank in Central Square. Two unhouused suspects were arrested as they attempted to flee from the area.

So far this year, three locations have seen multiple unrelated shoplifting incidents that escalated into robberies: the Star Market on Mt Auburn St, the Broadway Market on Broadway, and the Central Sq Target.



- Commercial Robbery Premise Type**
- Bank
 - Convenience Store
 - Department Store
 - Drug Store
 - Grocery
 - Liquor Store
 - Retail Other



Burglary

No Pattern

- The property index crime of burglary, the combination of residential and commercial breaks, has recorded a decrease of 1% through September 30th of 2024 when compared to the 194 reported through the same time in 2023. The total of 193 incidents reported year-to-date is conversely up 15% when compared with the five-year average of 168.
- Housebreaks have risen by six incidents (4%) from 137 breaks during the first nine months of 2023 to 143 this year. Activity spiked in January with 27, dropped off for the next four months, spiked again in June with 23 incidents, and has dropped off again for the past three months.
- Of the 14 housebreaks that occurred in September, 12 occurred in The Port, East Cambridge, North Cambridge, and Riverside (three incidents each).
- Conversely, commercial breaks are down by seven incidents (-12%) this year, dropping from 57 incidents through the first three quarters of 2023 to 50 year-to-date in 2024. There were two related commercial breaks overnight from 1/24-1/25 in North Cambridge, where two females broke into a Dunkin Donuts and an office. One of the parties was arrested in Boston and has been connected to other regional breaks. There were also two related commercial breaks that occurred overnight from 4/11-4/12 in two neighboring businesses in East Cambridge.
- There was a sporadic series of commercial breaks targeting copper at construction sites in North Cambridge earlier this year. One street in this neighborhood experienced four breaks between January and May, with the most recent two occurring at the end of May. Two parties have possibly been identified in connection with the two May breaks. It is unknown if the previous incidents are related.

Percent Change

Last 4 Weeks

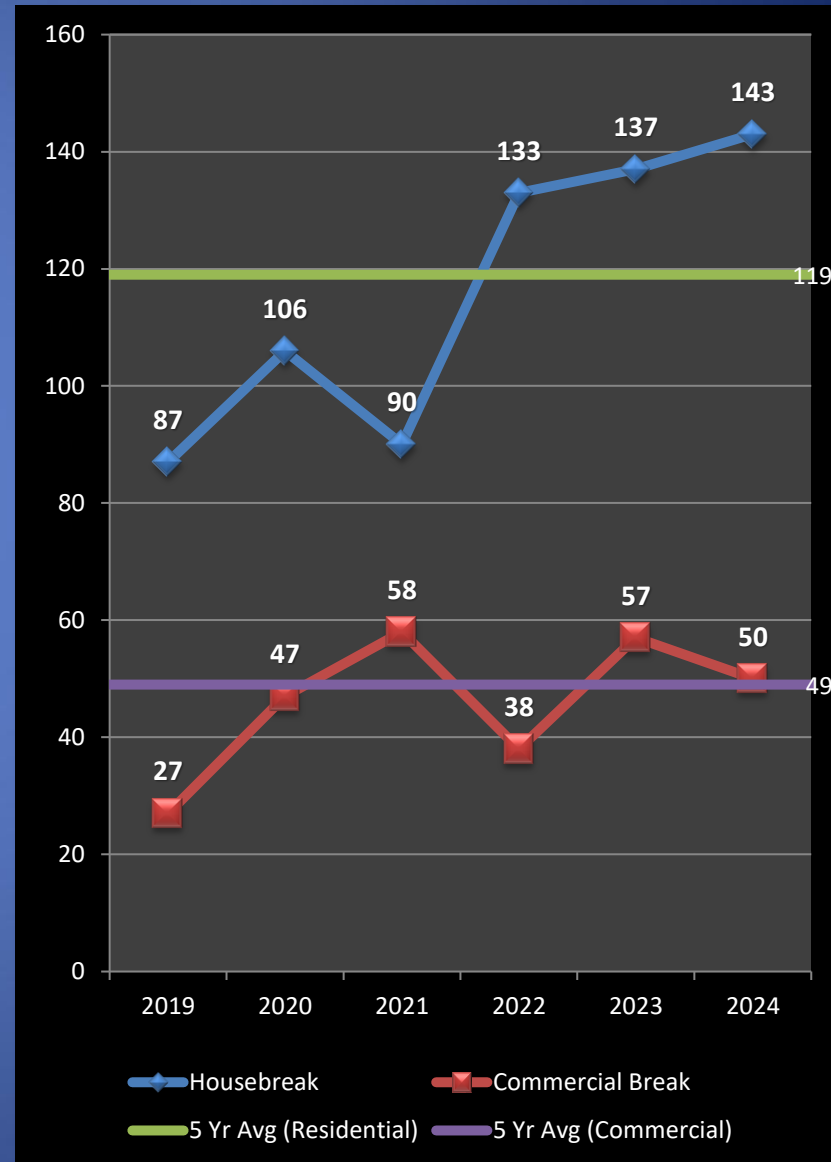
-15%

Previous Year

-1%

5-Year Average

+15%



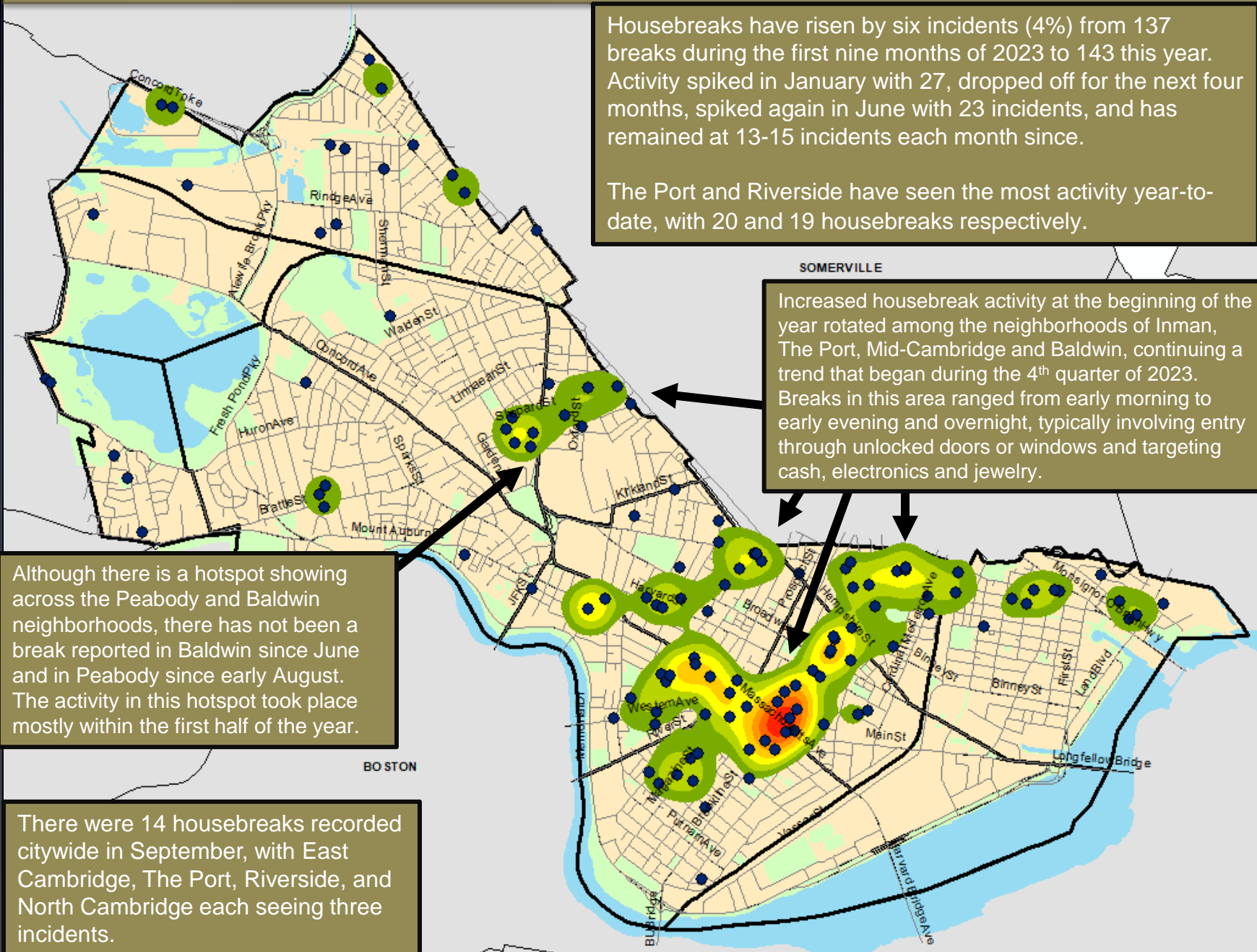


Geographic Breakdown of Housebreaks: 1.1.24 – 9.30.24

Cambridge Police BridgeStat

Housebreaks have risen by six incidents (4%) from 137 breaks during the first nine months of 2023 to 143 this year. Activity spiked in January with 27, dropped off for the next four months, spiked again in June with 23 incidents, and has remained at 13-15 incidents each month since.

The Port and Riverside have seen the most activity year-to-date, with 20 and 19 housebreaks respectively.



SOMERVILLE

Increased housebreak activity at the beginning of the year rotated among the neighborhoods of Inman, The Port, Mid-Cambridge and Baldwin, continuing a trend that began during the 4th quarter of 2023. Breaks in this area ranged from early morning to early evening and overnight, typically involving entry through unlocked doors or windows and targeting cash, electronics and jewelry.

Although there is a hotspot showing across the Peabody and Baldwin neighborhoods, there has not been a break reported in Baldwin since June and in Peabody since early August. The activity in this hotspot took place mostly within the first half of the year.

There were 14 housebreaks recorded citywide in September, with East Cambridge, The Port, Riverside, and North Cambridge each seeing three incidents.



Geographic Breakdown of Commercial Breaks: 1.1.24 – 9.30.24

Four commercial breaks were reported between January and May at different construction sites on Whittemore Ave, with varying amounts of copper stolen.

Commercial breaks are down by seven incidents (-12%) this year, dropping from 57 through the first nine months of 2023 to 50 year-to-date in 2024.

The two arrows indicate two related commercial breaks in North Cambridge in January. An arrest was made in Boston of a female that was committing breaks regionally and is believed to be involved in these two breaks as well.

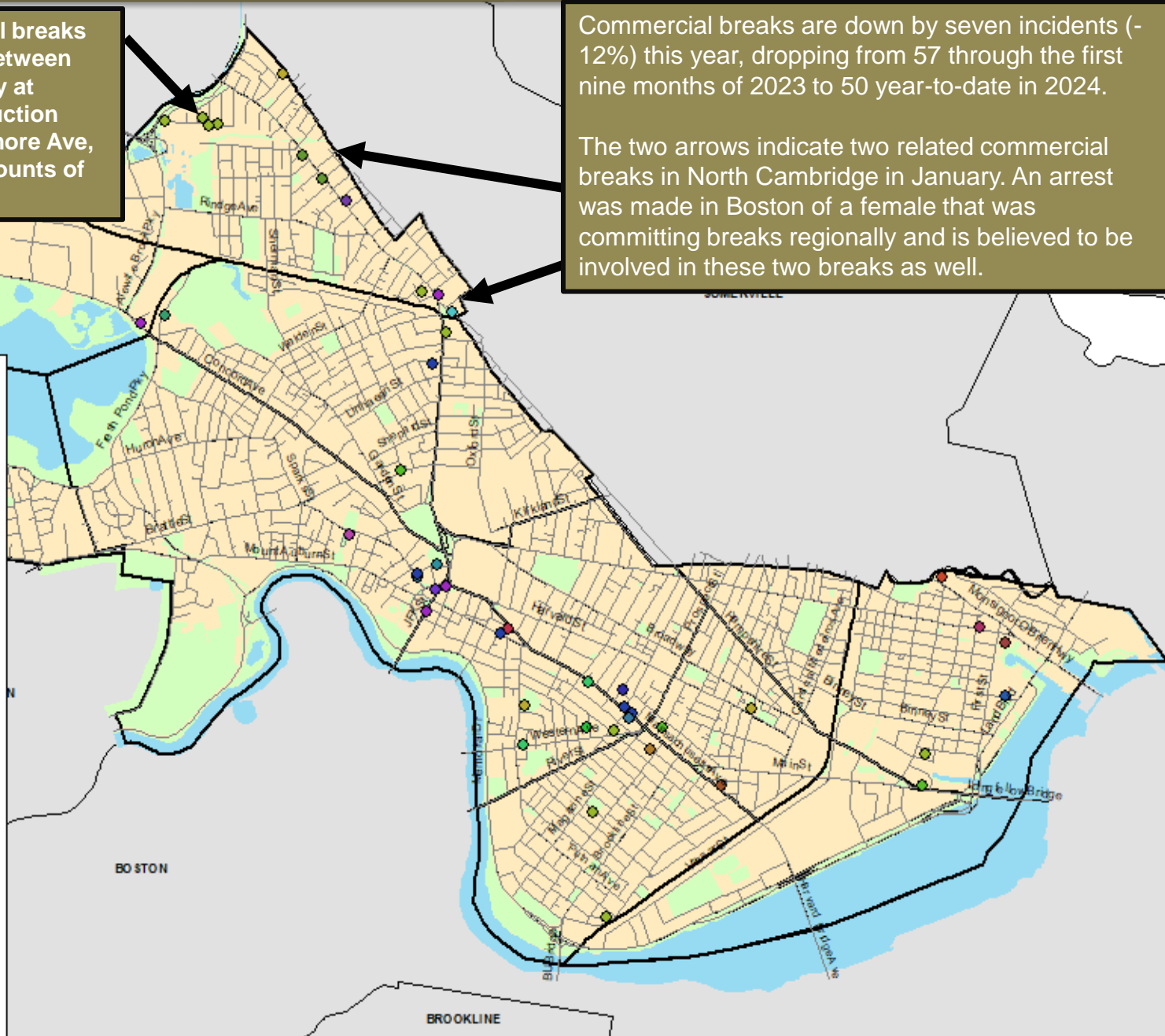
Commercial Break Premise Types

- ATM
- Apartment
- Apartment Halway
- Art/Photography Gallery
- Auto Service
- Cafe
- Church
- Commercial Unknown
- Construction Site
- Convenience Store
- Fast Food
- Food Court
- Gasoline Station
- Health Club
- Law Office
- Medical Building
- Office Supplies
- Parking Garage
- Restaurant/Bar
- Retail Other
- School
- Social Services
- Storage

BELMONT

BOSTON

BROOKLINE





LARCENY

No Patterns

Percent Change

Last 4 Weeks

+3%

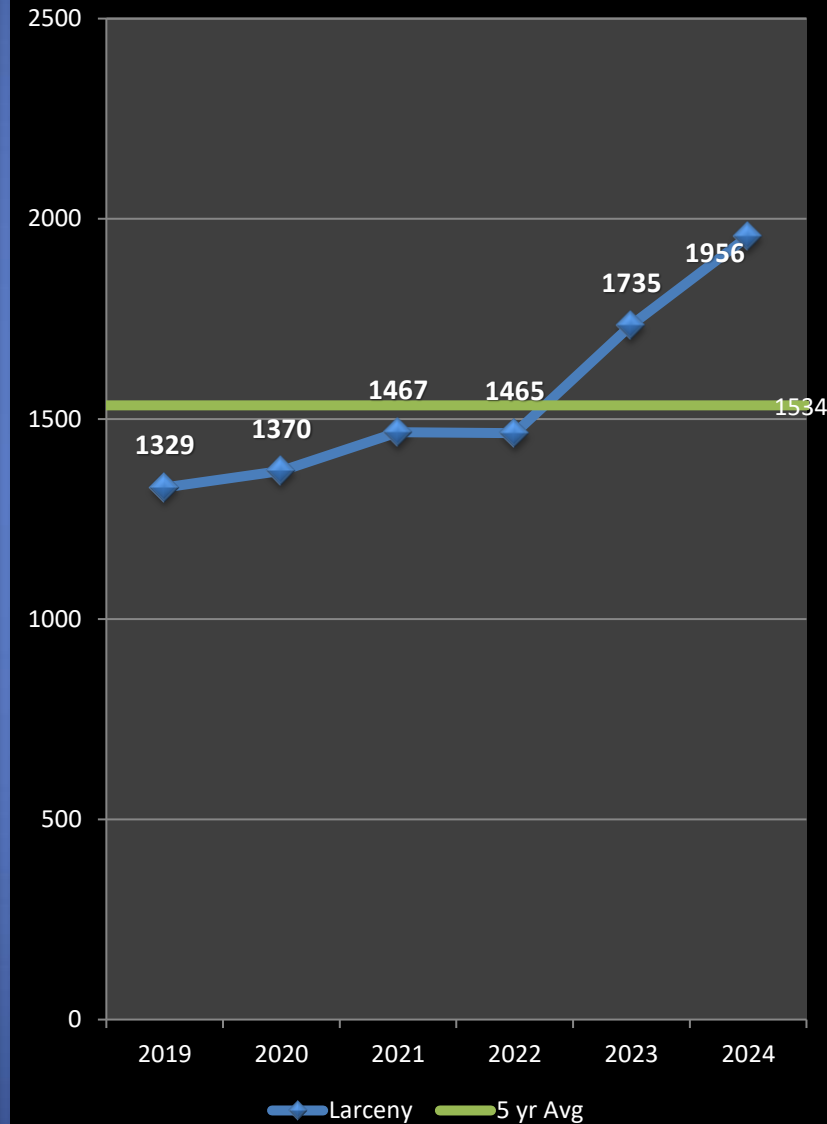
Previous Year

+13%

5-Year Average

+28%

- Preliminary stats indicate that overall larceny year-to-date in 2024 is registering at 1,956 incidents, 13% above this time in 2023. The total of 1,956 larcenies reported in 2024 is also 28% above the 5-year average of 1,534 incidents.
- The larceny from motor vehicle total through September 30th, 2024, is 206 incidents, 22% below the same time frame in 2023. The decrease in 2024 compared to last year can be partly attributed to a drop in catalytic converter thefts. Through September in 2023, there had been 21 catalytic converter thefts reported, while so far in 2024, there have been none.
- Through September 30th, 2024, there were 68 larcenies from the person reported in Cambridge, down 11% (8 incidents) when compared to the same number in 2023. Central Square has had the largest number of thefts with 31 incidents so far this year.
- There have been 157 larcenies from buildings reported through September 30th, 2024. This total is even with the same time period last year and is 18 incidents (13%) more than the five-year average. There are no defined patterns of this crime type in the city at this time.
- Larcenies from residences are up 17 incidents (6%) in 2024 when compared with 2023. Package thefts have made up the majority of this crime type in recent years and registered even higher than average in 2020-2022 due to the increased volume of deliveries during the pandemic. Package thefts have accounted for 204 (or 66%) of the 307 larcenies from residences thus far in 2024.
- There have been 381 larcenies of bicycles reported through September 30th, 2024. This total is 54 incidents (12%) below the total through the same time period in 2023 and 32 incidents (8%) below the five-year average of 413. The top neighborhoods for bike thefts so far this year have been The Port with 58 followed by Mid-Cambridge with 52.





LARCENY From MV

No Patterns

- The larceny from motor vehicle total for the first nine months of 2024 is 206 incidents, which is 22% (57 incidents) below the total for the same time period in 2023. The 206 thefts from cars reported through September 30th also indicates a decrease of 80 incidents (-28%) below the 286 car breaks forecasted for the first nine months of the year.
- The neighborhoods with the highest larceny from motor vehicle totals through September of 2024 are: Inman/Harrington (35), The Port (31), and Cambridgeport (30).
- Comparing the last four weeks (September) to the previous four (August), there was a 50% increase in larcenies from motor vehicles, with nine more incidents reported.
- Of the 206 incidents reported thus far in 2024, 99 vehicles (48%) were entered via unknown means and 83 vehicles (40%) were left unlocked at the time of the theft.
- A Somerville man was arrested on 4/8 and is believed to be responsible for numerous larcenies from motor vehicles in the Mid-Cambridge area. The same Somerville man was arrested on 5/30 in Somerville and once again is believed to be responsible for a number of car breaks in the Cambridgeport area around the time of his arrest.

Percent Change

Last 4 Weeks

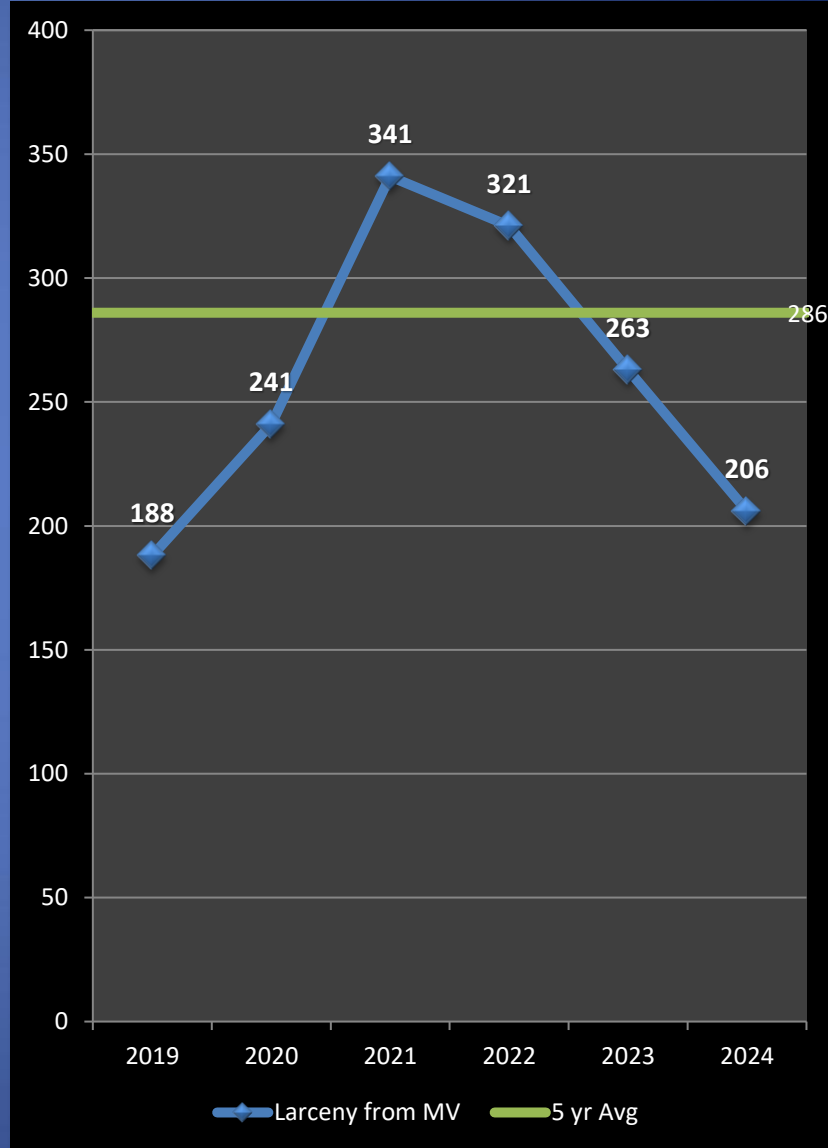
+50%

Previous Year

-22%

5-Year Average

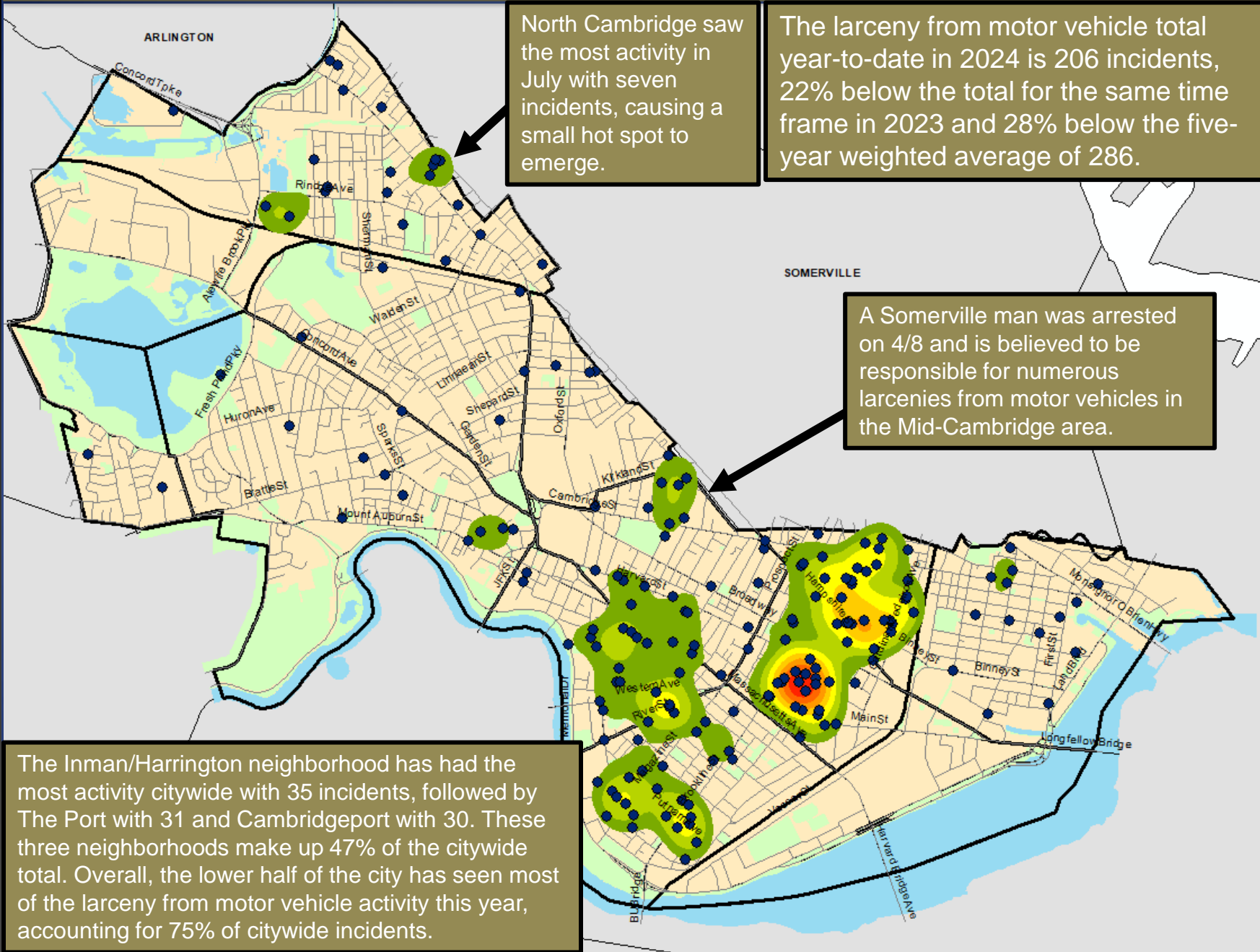
-28%





Geographic Breakdown of Larceny from Motor Vehicles: 1.1.24 – 9.30.24

Cambridge Police BridgeStat





LARCENY from Person

No Patterns

Percent Change

Last 4 Weeks

-10%

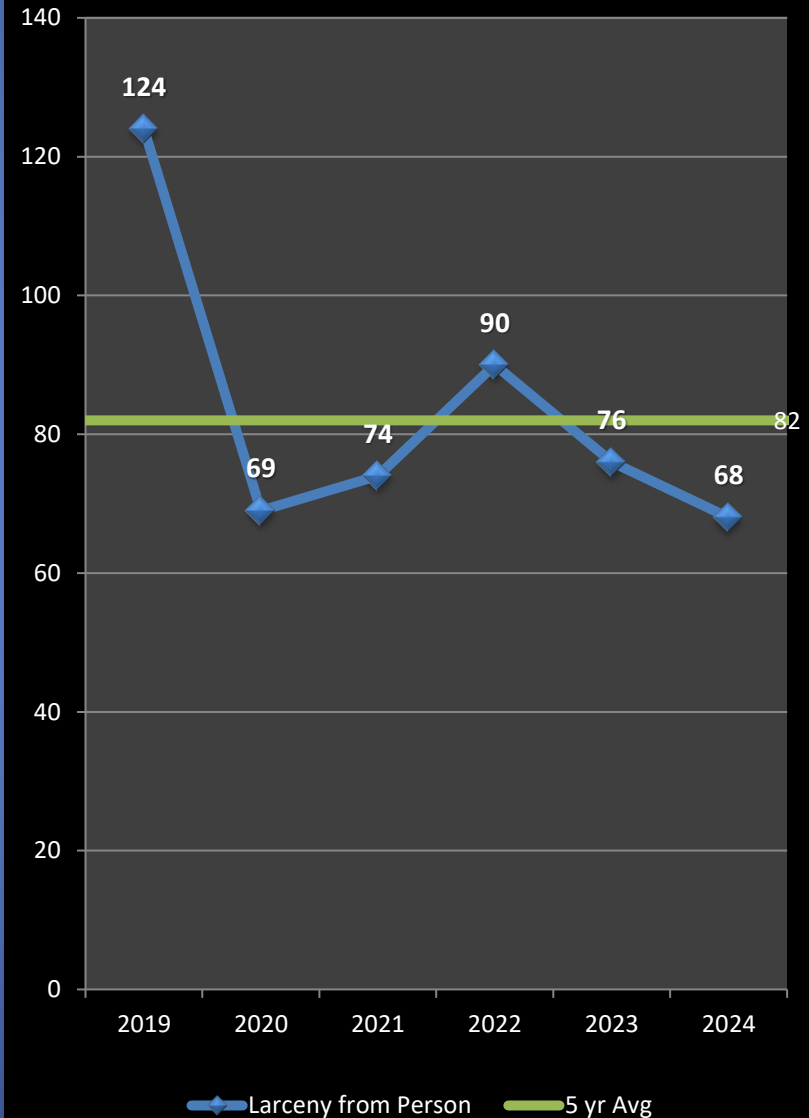
Previous Year

-11%

5-Year Average

-17%

- Larcenies from the person through September 30th, 2024, declined by eight incidents (11%) when compared to the same time period in 2023 and was 14 incidents (17%) below the five-year average of 82 incidents. Nine thefts were reported in the past four weeks (September), which was one incident less than the previous four weeks (August).
- 31 of the 68 incidents year-to-date in 2024 took place in Central Square. The other incidents took place throughout the city, with Harvard Square registering 14 incidents, followed by Porter Square with 6, East Cambridge, Inman Square, 1500-1900 Mass Ave, and Bay Square with three each, two each for Kendall/MIT and Alewife/ West Cambridge, and one for Cambridgeport/Riverside.
- In recent years, higher numbers in Central Square have mainly been due to grab-and-run situations. However, only 11 incidents of this nature have taken place in Central Square year-to-date. Another common situation involves individuals who are unhoused whose property may have been stolen while they were asleep or otherwise distracted; this has accounted for nine incidents in this area so far this year. Pocket-picking thefts have also accounted for six incidents in Central Square this year.





LARCENY of Bicycle

No Patterns

- There have been 381 bicycle thefts reported citywide in the first three quarters of 2024, down 12% from the 435 reported during the same time period in 2023. Additionally, the 2024 total year-to-date is registering at 8% below the five-year average of 413.
- The most recent four weeks (September) saw a 26% increase in bike thefts when compared with the previous four weeks (August), with 14 more thefts reported. We expect bike thefts to begin to drop off as the cooler weather moves in and ridership decreases.
- Only 115 bike thefts (30% of all citywide thefts) have occurred North of Harvard Square.
- Of the 381 bike thefts reported in 2024, 290 (76%) were reportedly locked at the time of the theft.

Top Neighborhoods for Bike Theft in 2024:

Neighborhood	YTD Total	% Citywide
The Port	58	15%
Mid-Cambridge	52	14%
North Cambridge	46	12%
Cambridgeport	45	12%

Percent Change

Last 4 Weeks

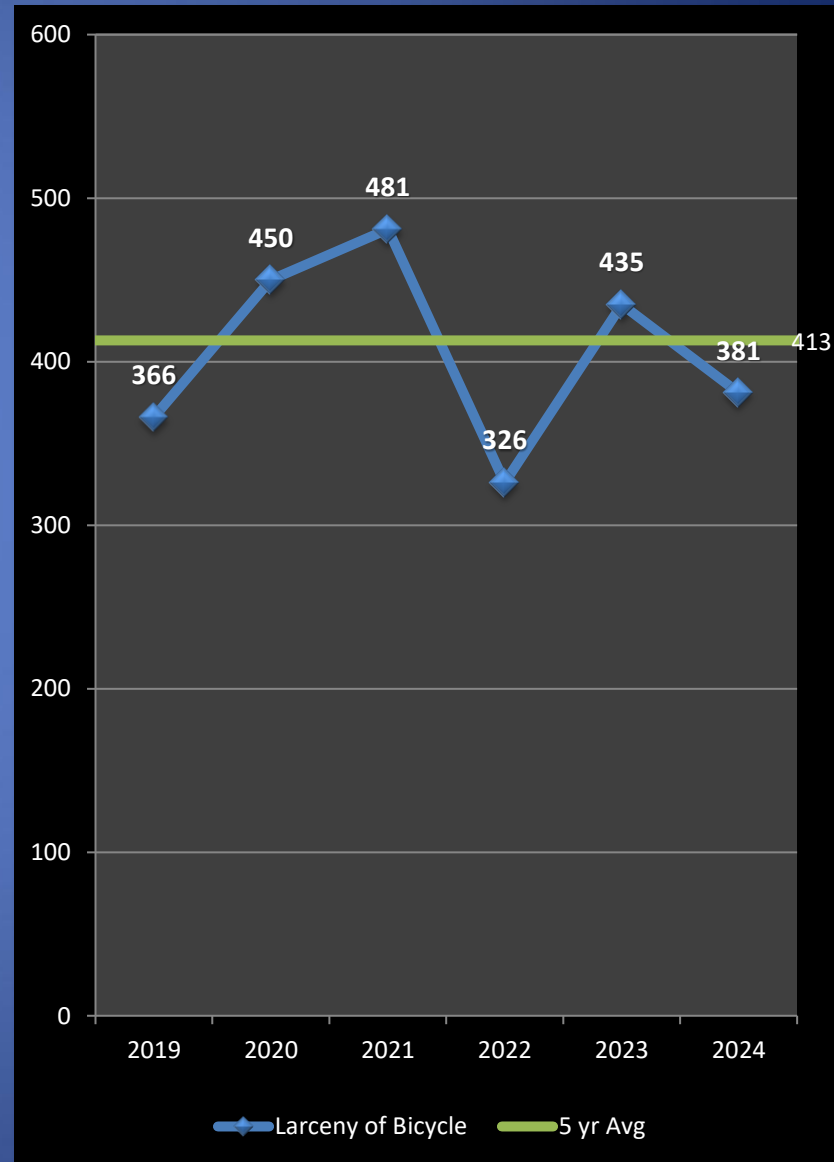
+26%

Previous Year

-12%

5-Year Average

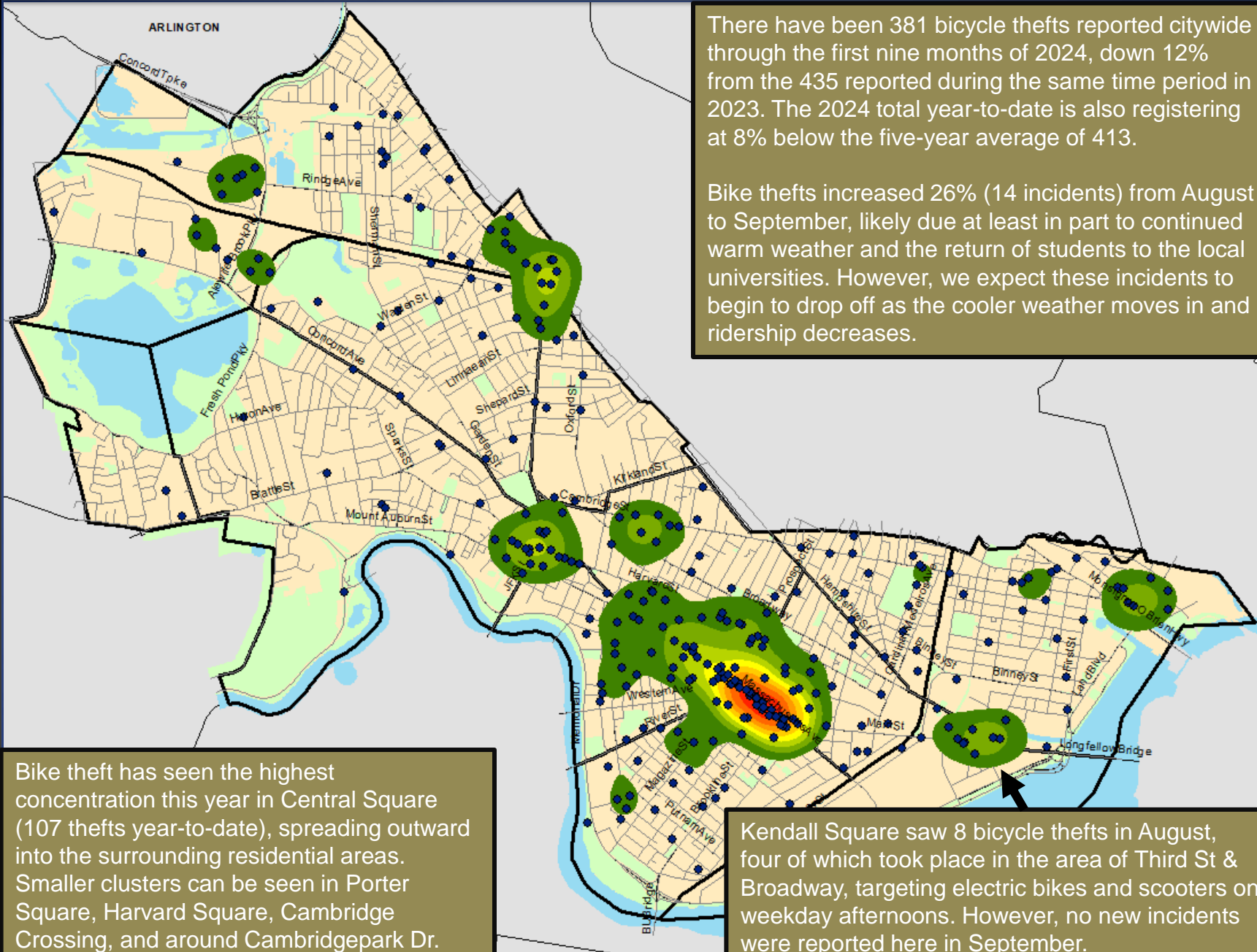
-8%





Geographic Breakdown of Bicycle Thefts: 1.1.24 – 9.30.24

Cambridge Police BridgeStat



There have been 381 bicycle thefts reported citywide through the first nine months of 2024, down 12% from the 435 reported during the same time period in 2023. The 2024 total year-to-date is also registering at 8% below the five-year average of 413.

Bike thefts increased 26% (14 incidents) from August to September, likely due at least in part to continued warm weather and the return of students to the local universities. However, we expect these incidents to begin to drop off as the cooler weather moves in and ridership decreases.

Bike theft has seen the highest concentration this year in Central Square (107 thefts year-to-date), spreading outward into the surrounding residential areas. Smaller clusters can be seen in Porter Square, Harvard Square, Cambridge Crossing, and around Cambridgepark Dr.

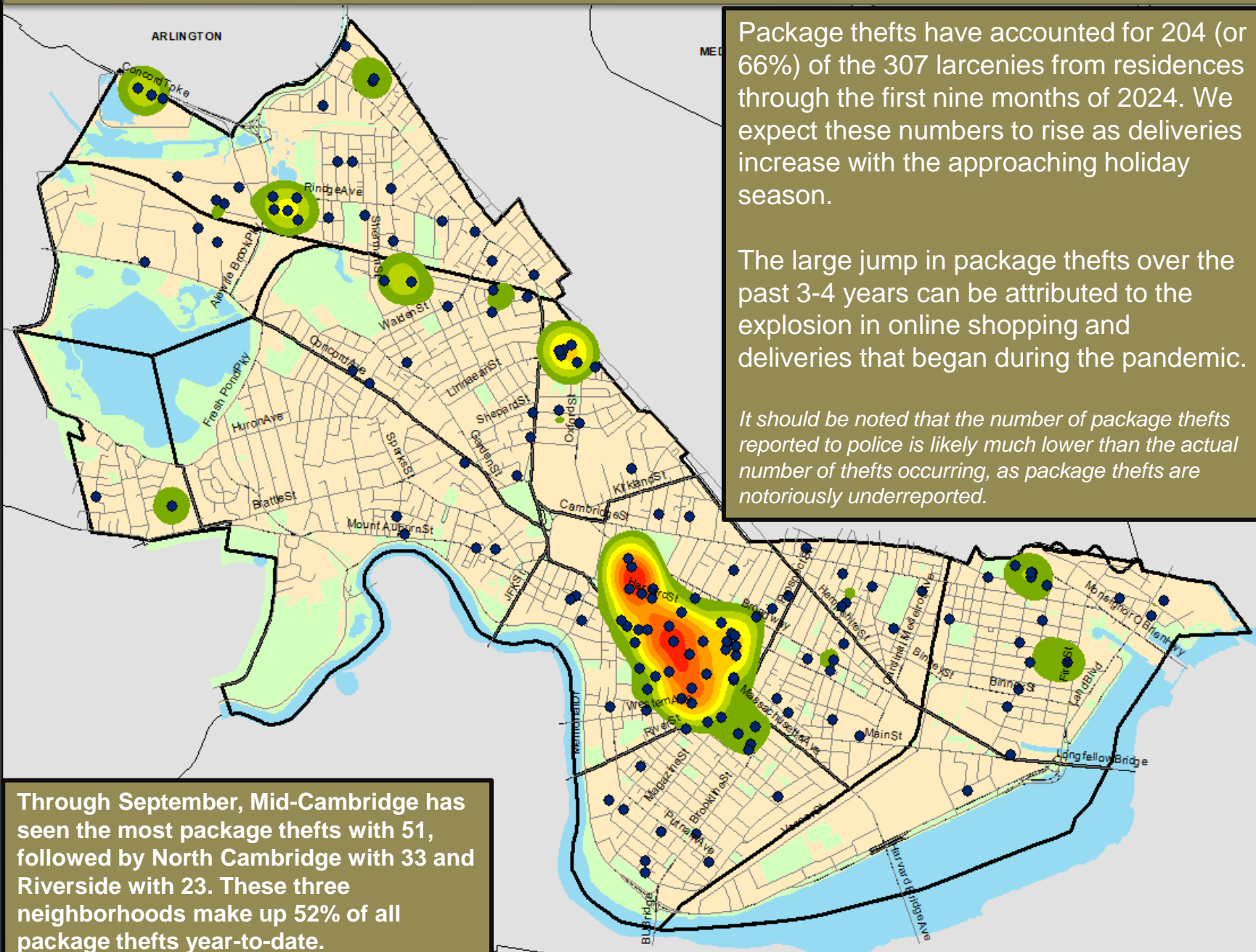
Kendall Square saw 8 bicycle thefts in August, four of which took place in the area of Third St & Broadway, targeting electric bikes and scooters on weekday afternoons. However, no new incidents were reported here in September.

September 2024



Geographic Breakdown of Package Thefts: 1.1.24 – 9.30.24

Cambridge Police BridgeStat



Package thefts have accounted for 204 (or 66%) of the 307 larcenies from residences through the first nine months of 2024. We expect these numbers to rise as deliveries increase with the approaching holiday season.

The large jump in package thefts over the past 3-4 years can be attributed to the explosion in online shopping and deliveries that began during the pandemic.

It should be noted that the number of package thefts reported to police is likely much lower than the actual number of thefts occurring, as package thefts are notoriously underreported.

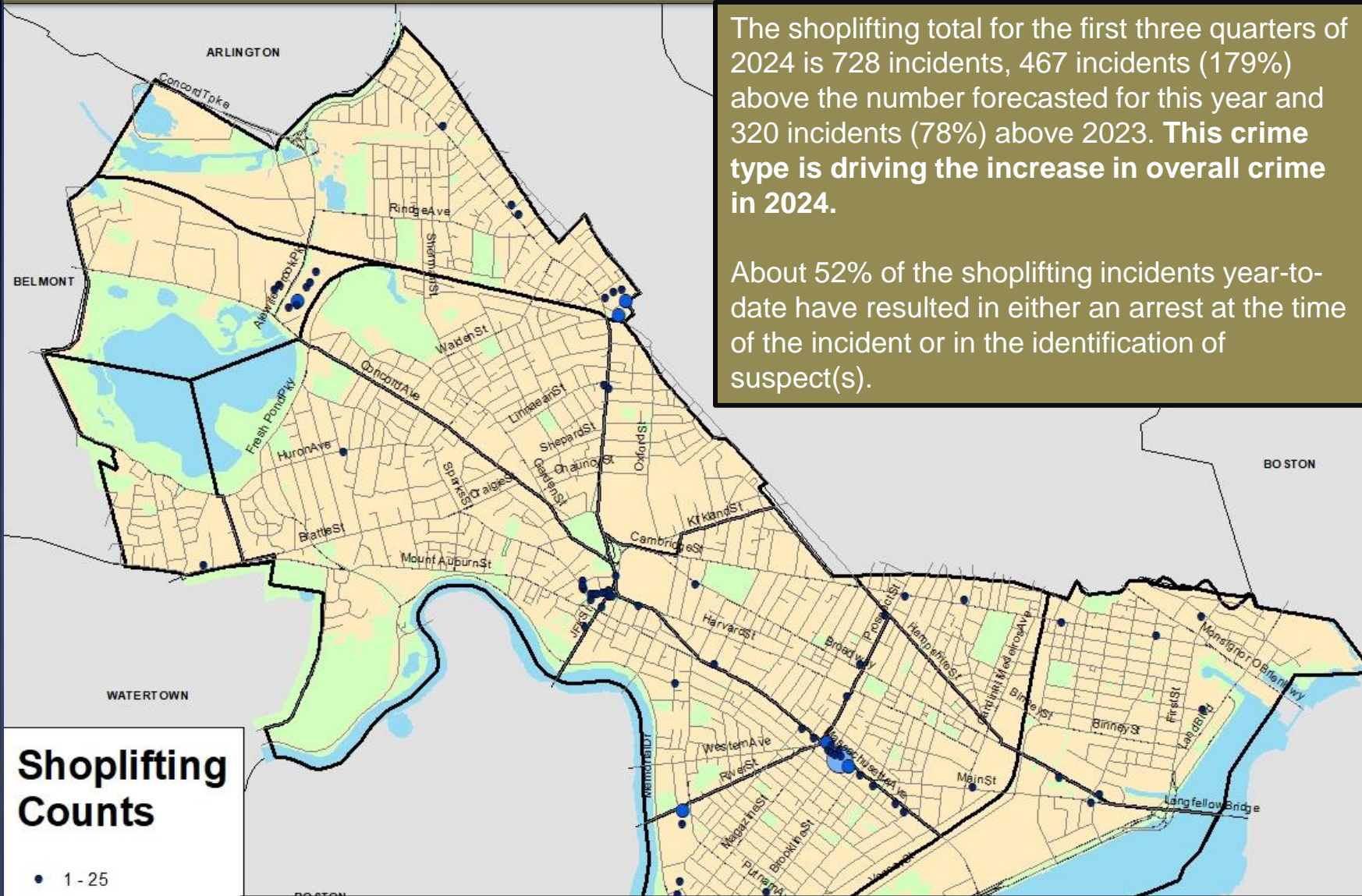
Through September, Mid-Cambridge has seen the most package thefts with 51, followed by North Cambridge with 33 and Riverside with 23. These three neighborhoods make up 52% of all package thefts year-to-date.

September 2024



Geographic Breakdown of Shoplifting: 1.1.24 – 9.30.24

Cambridge Police BridgeStat



Shoplifting Counts

- 1 - 25
- 26 - 125
- 126 - 253

The shoplifting total for the first three quarters of 2024 is 728 incidents, 467 incidents (179%) above the number forecasted for this year and 320 incidents (78%) above 2023. **This crime type is driving the increase in overall crime in 2024.**

About 52% of the shoplifting incidents year-to-date have resulted in either an arrest at the time of the incident or in the identification of suspect(s).

Target in Central Sq has reported the most shoplifting incidents so far in 2024 with 253 thefts, followed by the Target in Porter Square with 64, the Walgreens on River Street with 63, and the Whole foods in Alewife/West Cambridge with 38. Overall, 12 different locations throughout the city have reported more than 10 instances of shoplifting in 2024.



AUTO THEFT

No Patterns

- The five-year weighted average for auto thefts through the first nine months of the year is 103, and with 86 reported so far in 2024, Cambridge has experienced a decrease of 17% below the expected total. Auto thefts are also down 19% (20 incidents) when compared to the first nine months of 2023.
- When comparing the most recent four weeks (September) to the previous four weeks (August), auto thefts have increased by 9 incidents (180%).
- The neighborhood breakdown for auto theft totals so far in 2024 is as follows: Cambridgeport – 19; The Port – 13; North Cambridge – 11; Peabody – 10; East Cambridge – 9; Mid-Cambridge – 7; Riverside – 7; West Cambridge – 5; Strawberry Hill – 2; Inman/Harrington – 2; Baldwin – 1.
- As to be expected during the warmer weather, there has been an increase in the thefts of two-wheeled vehicles over the past few of months, including three in the month of September.
- There have been a few thefts reported so far in 2024 where the operator left the vehicle unlocked and often running in order to deliver a package or grab food. When the victim returned, the vehicle was gone.
- Thirty of the 86 motor vehicles stolen in 2024 have been recovered to date.

Percent Change

Last 4 Weeks

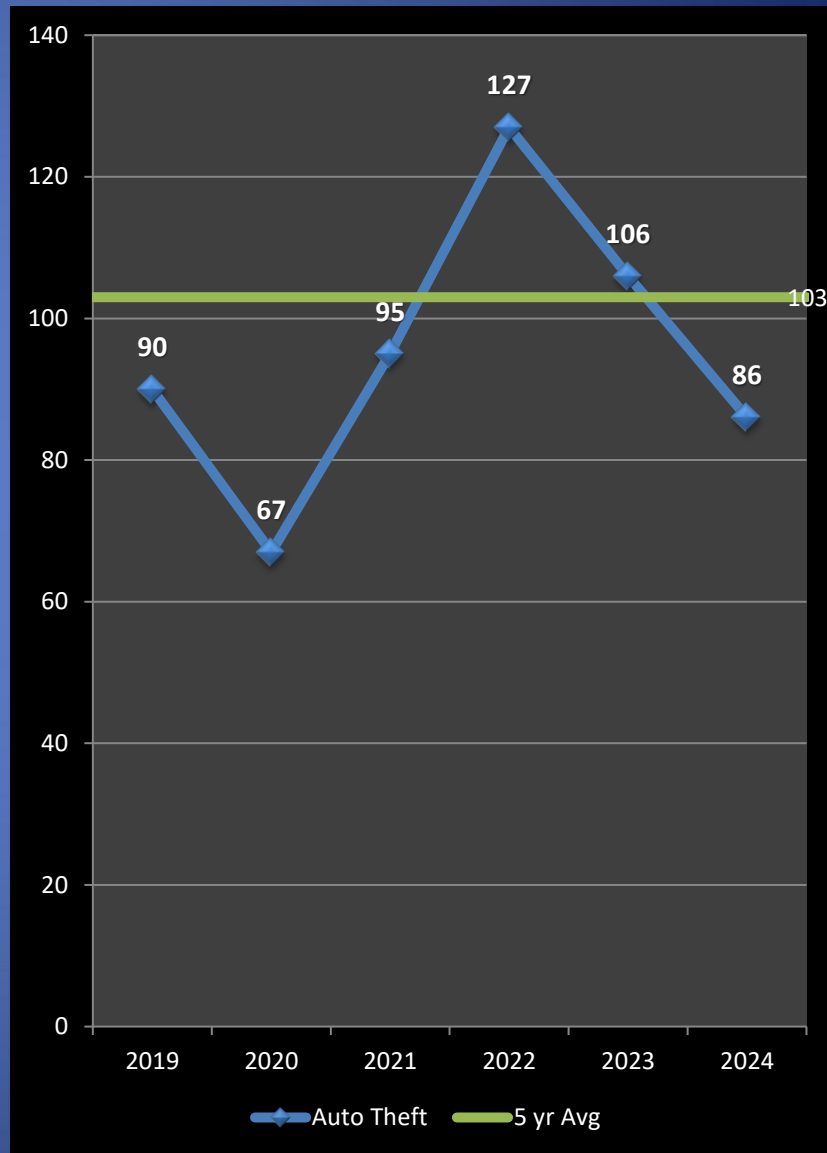
+180%

Previous Year

-19%

5-Year Average

-17%

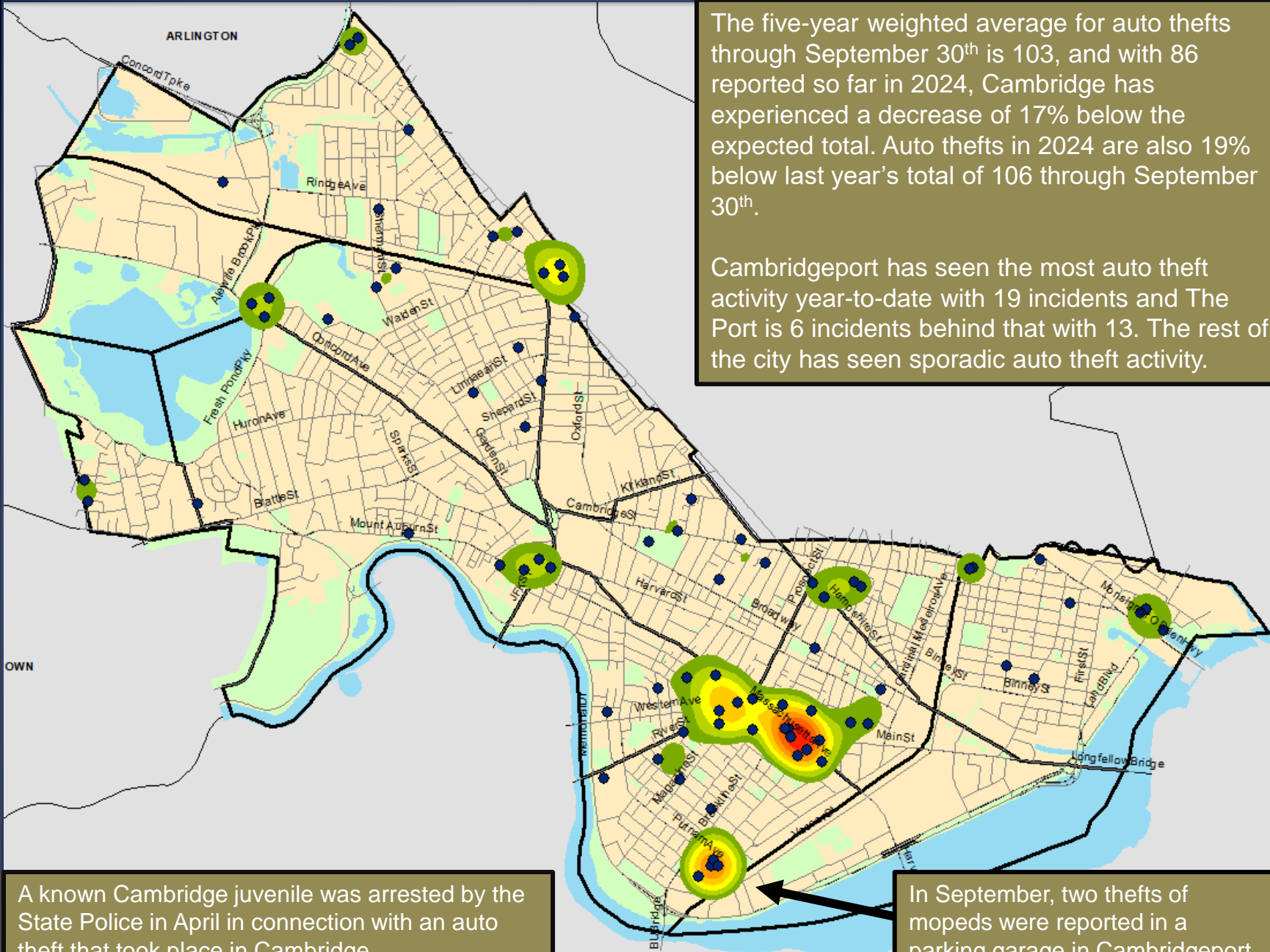




Geographic Breakdown of Auto Thefts: 1.1.24 – 9.30.24

Cambridge Police BridgeStat

September 2024



The five-year weighted average for auto thefts through September 30th is 103, and with 86 reported so far in 2024, Cambridge has experienced a decrease of 17% below the expected total. Auto thefts in 2024 are also 19% below last year's total of 106 through September 30th.

Cambridgeport has seen the most auto theft activity year-to-date with 19 incidents and The Port is 6 incidents behind that with 13. The rest of the city has seen sporadic auto theft activity.

A known Cambridge juvenile was arrested by the State Police in April in connection with an auto theft that took place in Cambridge.

In September, two thefts of mopeds were reported in a parking garage in Cambridgeport.



Help Prevent Crime

And keep yourself informed!

To receive information from the CPD:

- Sign up with for the **Cambridge Alert Network**, to receive alerts about emerging crime patterns, neighborhood meetings, and crime prevention tips, by visiting www.CambridgeMa.gov/AlertNetwork.
- “Like” the Cambridge Police Department on Facebook at www.facebook.com/CambridgePolice
- Follow [@CambridgePolice](https://twitter.com/CambridgePolice) on Twitter.
- Visit our website at www.CambridgePolice.org for valuable information and reports including the Daily Log and BridgeStat, which is published on the first Friday of every month.
- Download our “MyPD” smartphone app at www.CambridgePolice.org/MyPD.

To Share Information with the CPD:

- Call our Non-Emergency Telephone Number at **617-349-3300**.
 - Every call for service generates a police response, so help drive our resources by reporting things that seem suspicious or out of the ordinary.
- Send an Anonymous TEXT-A-TIP:
 - Send an ANONYMOUS text message to **Tip411 (847411)**. Begin your message with Tip650 and then type your message. You will receive a response from the Cambridge Police with the option to continue communicating. Please remember that this is not a replacement for 9-1-1. **If you witness an emergency situation, please call 9-1-1 immediately.**
- Send an Anonymous Crime Tip E-Mail at www.CambridgePolice.org/Tips