



# Cambridge Police Department BridgeStat

September 2014

Produced by the Crime Analysis Unit



# Part I Total Crime

For the first three quarters of 2014, serious crime in Cambridge has recorded a noteworthy reduction of 15%. There have been 361 fewer serious crimes reported in Cambridge over the first nine months of 2014 when compared with the same time frame in 2013. When measured against the five-year average, a notable 20% decrease in Part One crime has been recorded.

Analysis of crime totals so far in 2014 indicates that the property crimes of larceny & burglary continue to be the key indicators and the main reasons behind the overall cascading decline of serious crime. **The index crime of Burglary has fallen 27% and a 15% cut in the total of Larcenies has been recorded.** Larceny from the person (-39%), larceny from motor vehicles (-25%), and housebreaks (-30%) were the categories of incident types preserving the declining crime numbers.

The 65% increase in violent crime from August to September should be tempered by the fact that the total of nine aggravated assaults in the previous month was an uncharacteristically low number accounting for the 122% increase up to 20 incidents, which is in line with average monthly total in Cambridge.

	4 Week Snapshot			Year to Date			Five Year	
	8/5-9/1	9/2-9/29	Change	2013	2014	Change	Avg	Change
Total Violent Crime	20	33	65%	264	223	-16%	297	-25%
Total Property Crime	257	244	-5%	2139	1819	-15%	2267	-20%
<b>Total Part I Crime</b>	<b>277</b>	<b>277</b>	<b>0%</b>	<b>2403</b>	<b>2042</b>	<b>-15%</b>	<b>2564</b>	<b>-20%</b>



# Part I Property Crime

Analysis of property crime totals for the first three quarters of 2014 indicates a 15% decline when measured against the 2013 totals and a 20% reduction below the five-year average. The only property crime categories to register increases so far this year are small rises in auto theft, larcenies from residences, and larcenies of license plates. Ten of the fourteen indexes associated with property crimes are in the green (on the decline) so far in 2014.

Cambridge Police BridgeStat

	4 Week Snapshot			Year to Date			Five Year	
	8/5-9/1	9/2-9/29	Change	2013	2014	Change	Avg	Change
<b>Burglary</b>	<b>36</b>	<b>10</b>	<b>-72%</b>	<b>278</b>	<b>202</b>	<b>-27%</b>	<b>343</b>	<b>-41%</b>
Commercial Break	3	4	33%	43	38	-12%	56	-32%
Housebreak	33	6	-82%	235	164	-30%	287	-43%
<b>Larceny</b>	<b>208</b>	<b>220</b>	<b>6%</b>	<b>1780</b>	<b>1514</b>	<b>-15%</b>	<b>1819</b>	<b>-17%</b>
Larceny (Misc)	3	8	167%	16	30	88%	23	30%
Larceny from Building	34	36	6%	288	273	-5%	285	-4%
Larceny from MV	57	52	-9%	455	340	-25%	502	-32%
Larceny from Person	27	23	-15%	269	164	-39%	251	-35%
Larceny from Residence	26	22	-15%	133	152	14%	147	3%
Larceny of Bicycle	37	40	8%	304	268	-12%	299	-10%
Larceny of Plate	0	1	IN-CALC	17	20	18%	26	-23%
Larceny of Services	1	3	200%	18	11	-39%	17	-35%
Shoplifting	23	35	52%	280	256	-9%	270	-5%
<b>Auto Theft</b>	<b>13</b>	<b>14</b>	<b>8%</b>	<b>81</b>	<b>103</b>	<b>27%</b>	<b>105</b>	<b>-2%</b>
<b>Total Property Crime</b>	<b>257</b>	<b>244</b>	<b>-5%</b>	<b>2139</b>	<b>1819</b>	<b>-15%</b>	<b>2267</b>	<b>-20%</b>



# Part I Violent Crime

The five-year weighted average for violent crime in Cambridge for the first three quarters of the year is 297 incidents. From January 1<sup>st</sup> to the end of September in 2014, there were 223 violent crimes recorded in the City, 41 incidents below last year (-16%) and 74 violent crimes under the total forecast for this period (-25%).

Street robbery has dropped a surprising 49% when compared with 2013 and an impressive 53% when measured against the five-year weighted average, with no spatial or temporal patterns identified so far in 2014. Not one street robbery was reported on a weekend night the entire summer of 2014 in Cambridge. Despite the increase from August to September, aggravated assaults have declined 9%, with 14 fewer incidents tallied for the first nine months of the year.

	4 Week Snapshot			Year to Date			Five Year	
	8/5-9/1	9/2-9/29	Change	2013	2014	Change	Avg	Change
Homicide	0	0	IN-CALC	2	2	0%	1	100%
Rape	3	2	-33%	19	24	26%	21	14%
Robbery	8	11	38%	92	60	-35%	97	-38%
Commercial Robbery	4	3	-25%	20	23	15%	18	28%
Street Robbery	4	8	100%	72	37	-49%	79	-53%
Aggravated Assault	9	20	122%	151	137	-9%	178	-23%
<b>Total Violent Crime</b>	<b>20</b>	<b>33</b>	<b>65%</b>	<b>264</b>	<b>223</b>	<b>-16%</b>	<b>297</b>	<b>-25%</b>



# MURDER

No Patterns

- Kensley David, 22, suffered a single gunshot wound to the head after a shooting on Windsor Street in Cambridge around 10 p.m. on July 3<sup>rd</sup>. It was the second homicide of 2014 in Cambridge. Investigators believe that the incident was not random. Cambridge police, State Police, and the District Attorney's office urge anyone with information about the shooting to contact authorities.
- The first murder of 2014 involved Malia Gomez, 40, of 396 Putnam Ave, who has been charged in the death of Dana Robinson. Gomez admitted to stabbing Robinson following an argument on February 2<sup>nd</sup>. Robinson died at Beth Israel Hospital and Gomez was charged with armed assault with the intent to murder, assault and battery with a dangerous weapon, and assault and battery with a dangerous weapon causing serious bodily injury. On April 1<sup>st</sup>, 2014, Malia Gomez was indicted on First Degree Murder.
- Aisling Brady McCarthy is on trial for the January 15<sup>th</sup> of 2013 murder of Rehma Sabir. Prosecutors claim that Sabir, an infant, suffered abusive head injuries from McCarthy who was babysitting in the family home.

## Percent Change\*

Last 4 Weeks

In-calc

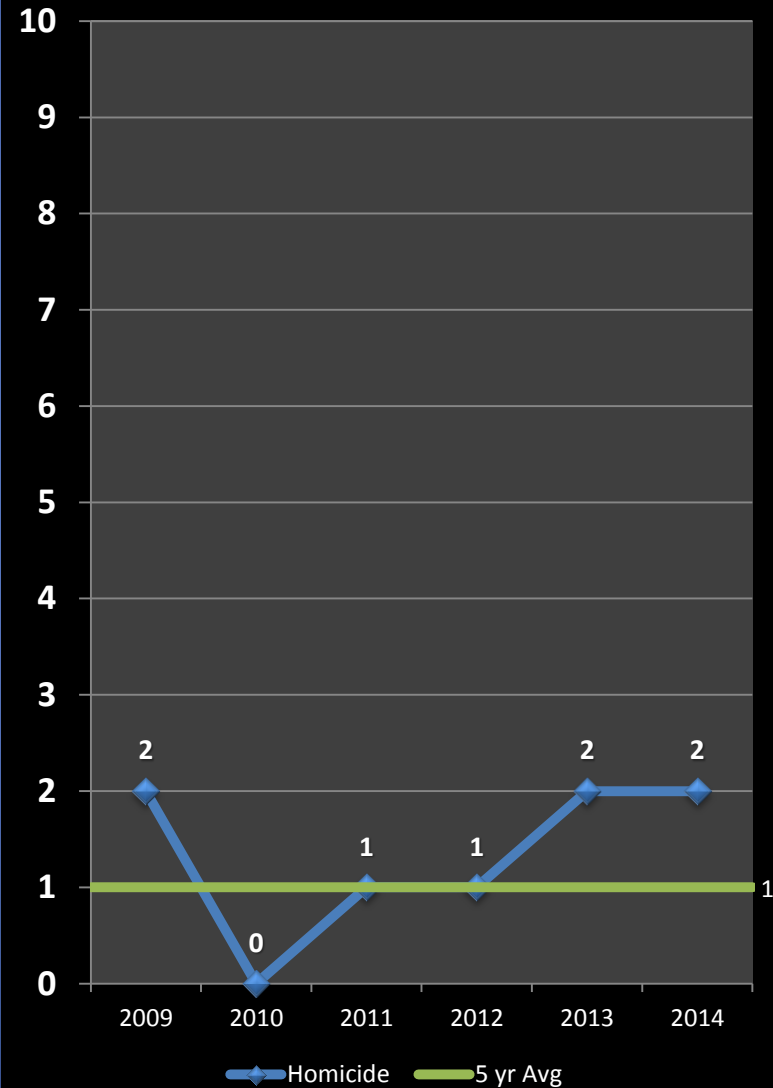
Previous Year

0%

5 Year Average

In-calc

\*IN -CAL: Percentages are not calculated for numbers so small as to present a statistically misleading percentage.





# Unsolved Murders: 1999 to 2013

**Colin Burton**, 30, of Dorchester, was shot and killed outside of Hi - Fi Pizza on Mass Ave in Central Square on September 18<sup>th</sup>, 1999. Burton was talking with the occupants of a Ford Explorer when the subject in the passenger seat fired through the window. Two suspects fled the scene. The case remains under active investigation.



September 18, 1999, Mass Ave



April 5, 2002, Mass Ave

**Ian Gray**, 19, of Mattapan, was in an argument outside of the Rhythm & Spice restaurant that spilled out onto Mass Ave. A suspect that had left the scene returned with a group of people and a fight ensued. A knife was produced during the altercation and four gunshots were fired, fatally wounding Gray. This case remains open.

On June 17<sup>th</sup>, 2002 at 7:00PM, **Ricardo Williams**, 27, of Malden, was found in the driver's seat of a motor vehicle suffering from a gunshot wound to his face. Williams was taken to CCH where he was pronounced dead. This case remains open.



June 17, 2002, Windsor St.

**\*Anyone with information about these crimes is asked to contact CPD at 617-349-3370.\***



# Unsolved Murders: 1999 to 2013

**Jason Ellcock**, 33, of Malden, formerly of Cambridge and father of three, was found with multiple gunshot wounds in front of the driveway to 364 Rindge Ave at 3:05 AM on the night of June 16<sup>th</sup>, 2009. He was pronounced dead at the scene. This incident remains under investigation.



June 16, 2009, Rindge Ave



March 12, 2011, Brookline St.

**James Lauture**, 30, of Cambridge, was sitting in a vehicle near Brookline and Watson Streets just after midnight on Saturday, March 12<sup>th</sup>, 2011, when an unknown gunman opened fire. The occupants in the car were able to drive to Central Square. Lauture died from multiple gunshot wounds. The other man in the vehicle survived. This case remains open.

On June 3<sup>rd</sup>, 2012, **Charlene Holmes**, 16, of Cambridge was shot while sitting on a porch on Willow Street. She later succumbed to her wounds at the hospital. The investigation into this incident remains active, but no arrests have been made to date.



June 3, 2012, Willow St

**\*Anyone with information about these crimes is asked to contact CPD at 617-349-3370.\***



# RAPE

No Patterns

- The violent index crime of Rape has increased from 19 incidents in the first three quarters of 2013 to 24 reported sexual assaults over the same time frame for 2014.
- There has been one stranger rape in Cambridge so far in 2014 and it involved an attempted sexual assault near Richdale Ave on April 16<sup>th</sup>.
- The two rapes that were registered in Cambridge during September of 2014 were categorized as an acquaintance scenario and a domestic sexual assault that had occurred in 2013.
- The following is the breakdown of Rape classifications in Cambridge so far in 2014: one stranger-to-stranger, eleven involving acquaintances, four contact situations, four domestic sexual assaults, two blitz scenarios, and two incidents that are still under investigation and have yet to be classified.

## Percent Change\*

Last 4 Weeks

**-33%**

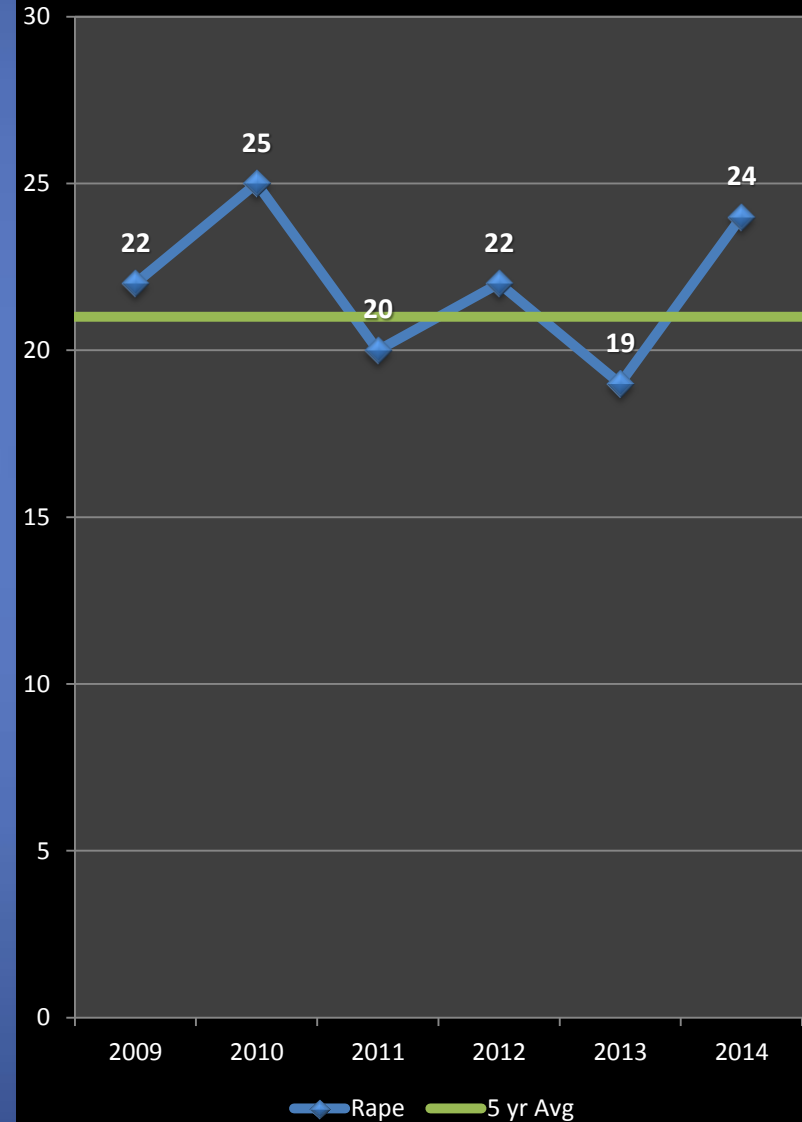
Previous Year

**+26%**

5 Year Average

**+14%**

\*IN -CAL: Percentages are not calculated for numbers so small as to present a statistically misleading percentage.







# ROBBERY

*No Patterns*

- The five-year average for overall robbery in Cambridge for the first three quarters of the year is 97 incidents. Between January and September of 2014, 60 robberies were reported, which reveals a 38% decline below the projected total.
- There were six commercial robberies in the first five weeks of 2014. That spree stopped on February 8<sup>th</sup>, with only 17 incidents recorded over the next eight months. There were three commercial robberies during September in Cambridge and arrests were made in two of the incidents involving shopliftings that escalated into violent confrontations. Arrests have been made in 11 of the 23 commercial robberies so far in 2014.
- Street robberies declined 21% in Cambridge in 2013 to the lowest total in 40 years and that steady decline has continued over the first three quarters of 2014, with an extraordinary decrease of 49% recorded when compared with last year's total for the same time period. The total of 37 street robberies through September of this year is an exceptionally low number for Cambridge. Reference the chart on the right and compare this year with 2009 when there were 118 street robberies in Cambridge between January and the end of September.

## Percent Change

Last 4 Weeks

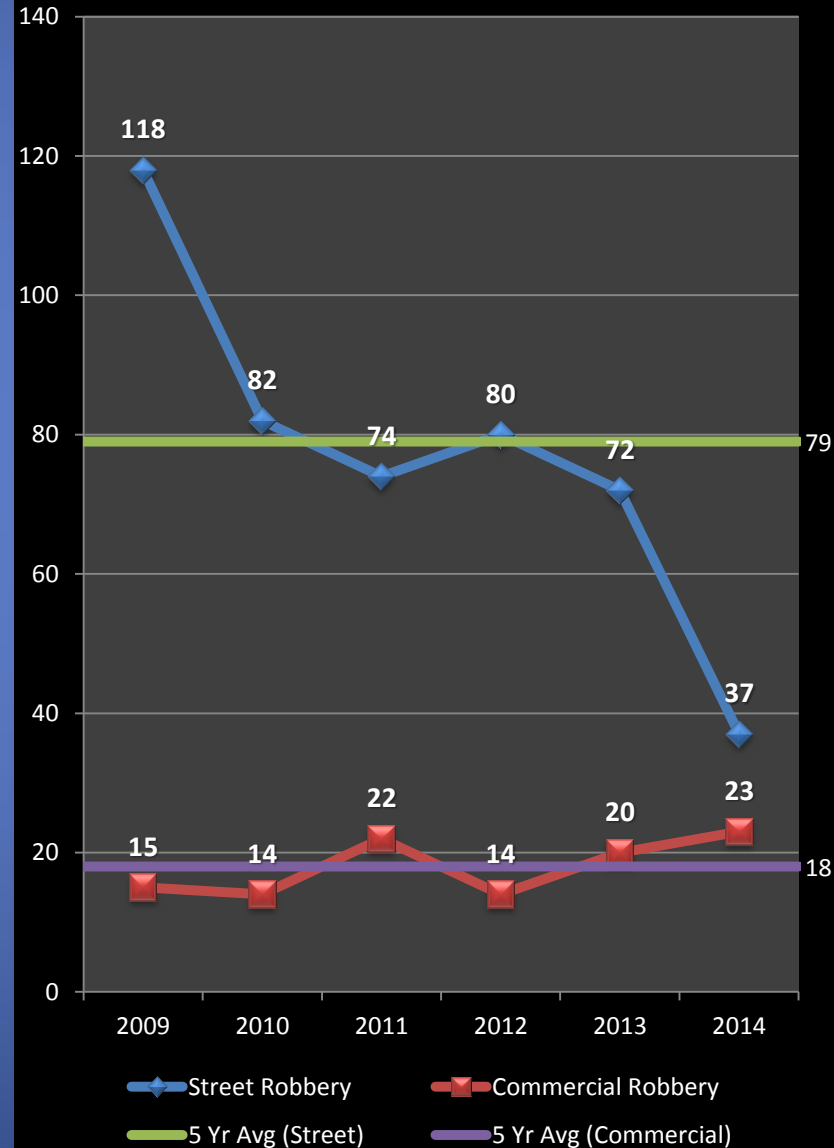
**+38%**

Previous Year

**-35%**

5 Year Average

**-38%**





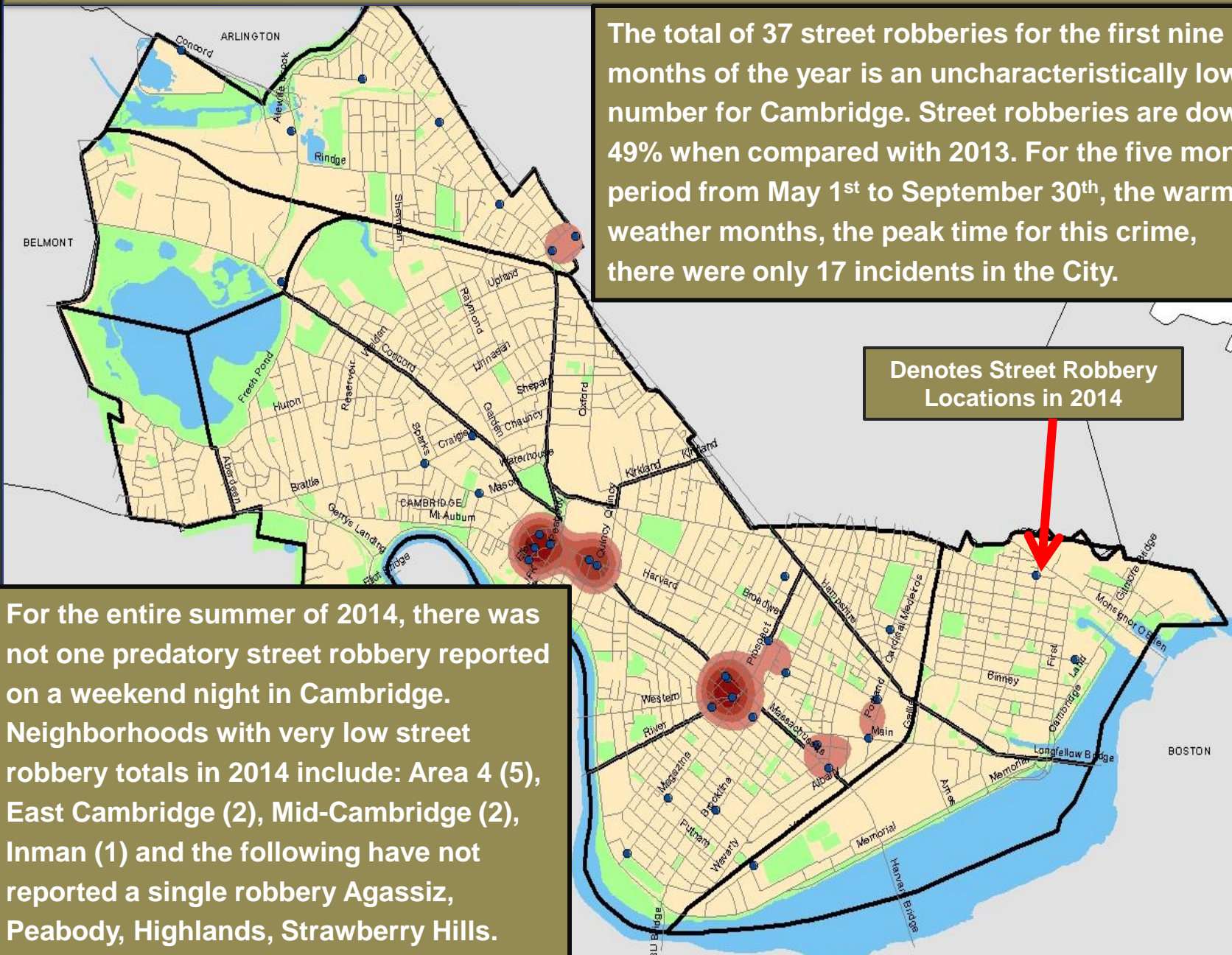
# Street Robberies: 1.1.14 to 9.29.14

Cambridge Police BridgeStat

The total of 37 street robberies for the first nine months of the year is an uncharacteristically low number for Cambridge. Street robberies are down 49% when compared with 2013. For the five month period from May 1<sup>st</sup> to September 30<sup>th</sup>, the warm weather months, the peak time for this crime, there were only 17 incidents in the City.

Denotes Street Robbery Locations in 2014

For the entire summer of 2014, there was not one predatory street robbery reported on a weekend night in Cambridge. Neighborhoods with very low street robbery totals in 2014 include: Area 4 (5), East Cambridge (2), Mid-Cambridge (2), Inman (1) and the following have not reported a single robbery Agassiz, Peabody, Highlands, Strawberry Hills.

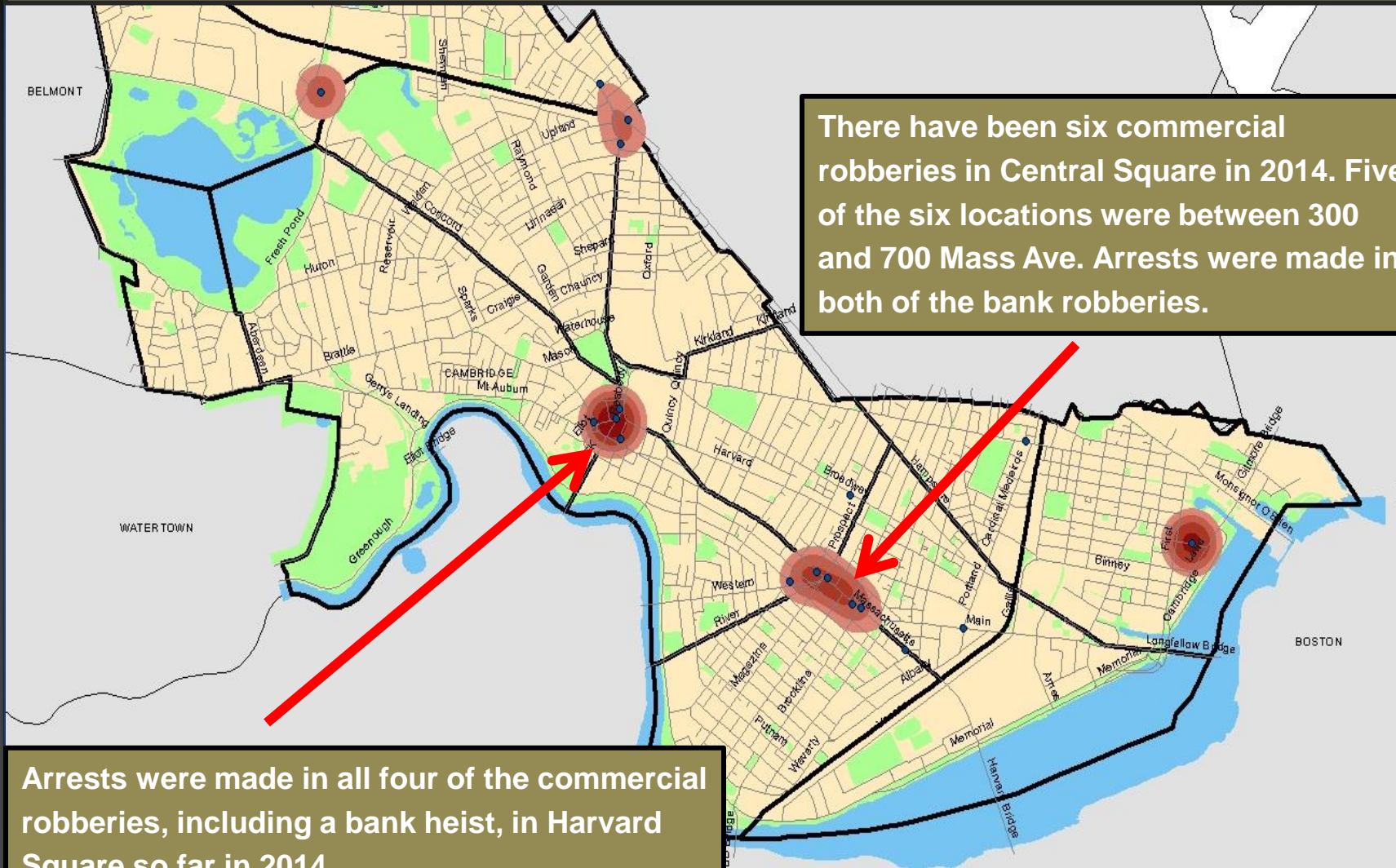




# Commercial Robberies: 1.1.14 to 9.29.14

There were six commercial robberies in the first five weeks of 2014. That spree stopped on February 8<sup>th</sup>, with only 17 incidents recorded over the next 8 months. Arrests have been made in 11 of the 23 commercial robberies.

Cambridge Police BridgeStat



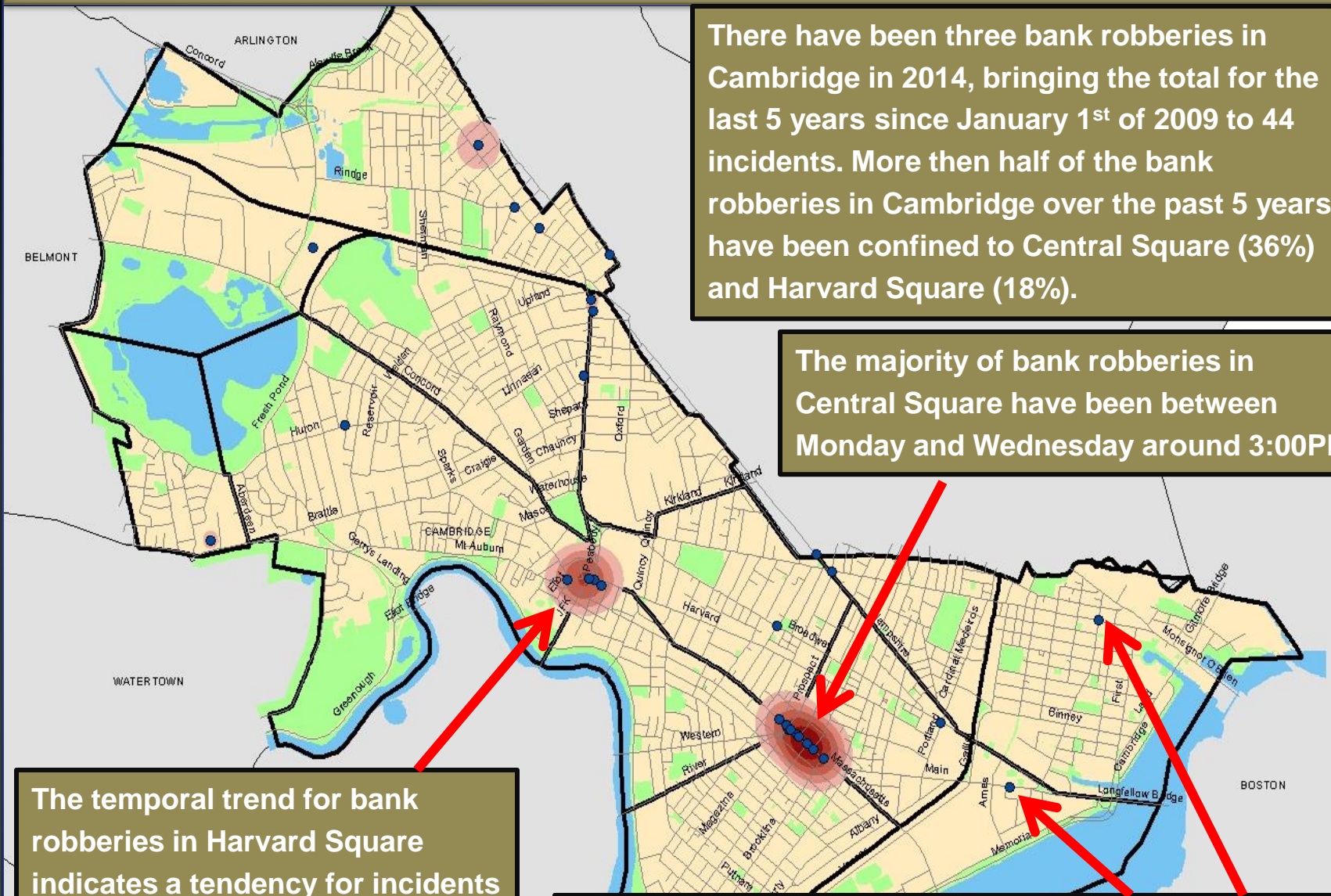
There have been six commercial robberies in Central Square in 2014. Five of the six locations were between 300 and 700 Mass Ave. Arrests were made in both of the bank robberies.

Arrests were made in all four of the commercial robberies, including a bank heist, in Harvard Square so far in 2014.



# Bank Robberies in Cambridge: 1.1.09 to 9.29.14

Cambridge Police BridgeStat



There have been three bank robberies in Cambridge in 2014, bringing the total for the last 5 years since January 1<sup>st</sup> of 2009 to 44 incidents. More than half of the bank robberies in Cambridge over the past 5 years have been confined to Central Square (36%) and Harvard Square (18%).

The majority of bank robberies in Central Square have been between Monday and Wednesday around 3:00PM

The temporal trend for bank robberies in Harvard Square indicates a tendency for incidents to occur around noon or 4:00PM on Wednesday or Thursday.

There has been only one bank robbery in Kendall Square and one in East Cambridge since 2009.



# AGGRAVATED ASSAULT

*No Patterns*

## Percent Change

Last 4 Weeks

**+122%**

Previous Year

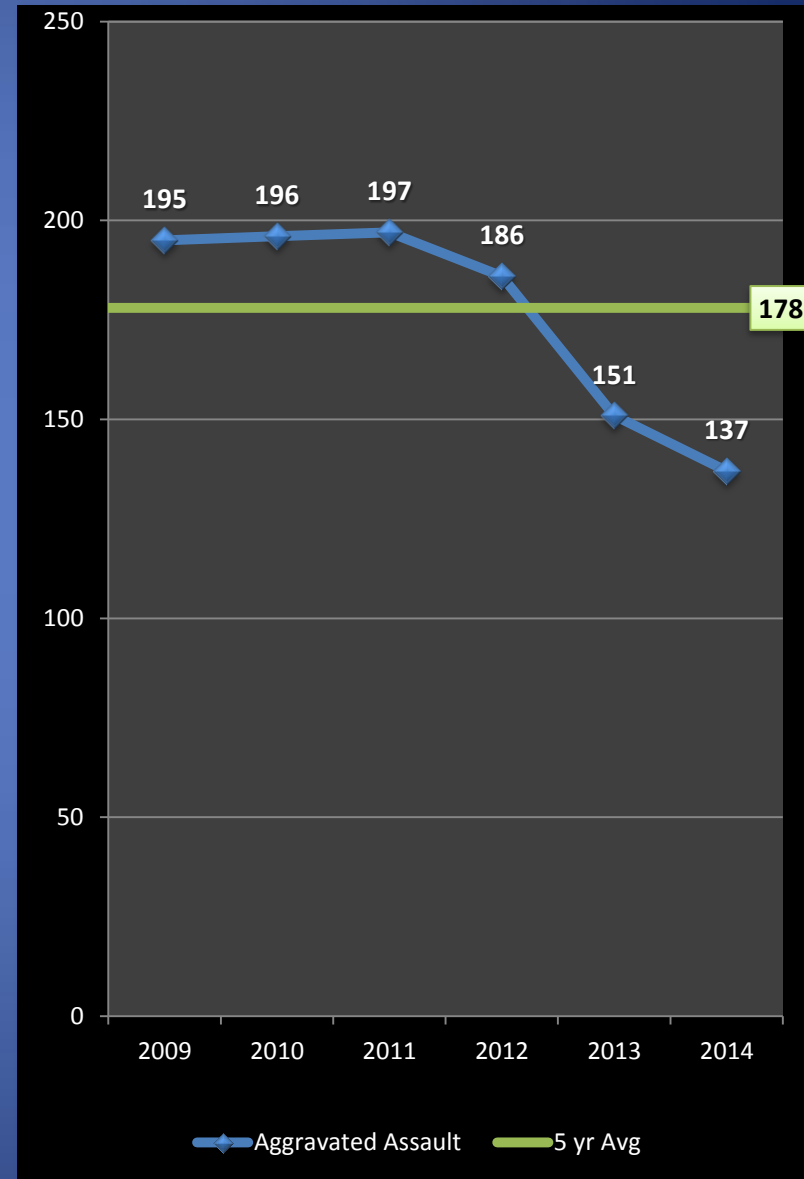
**-9%**

5 Year Average

**-23%**

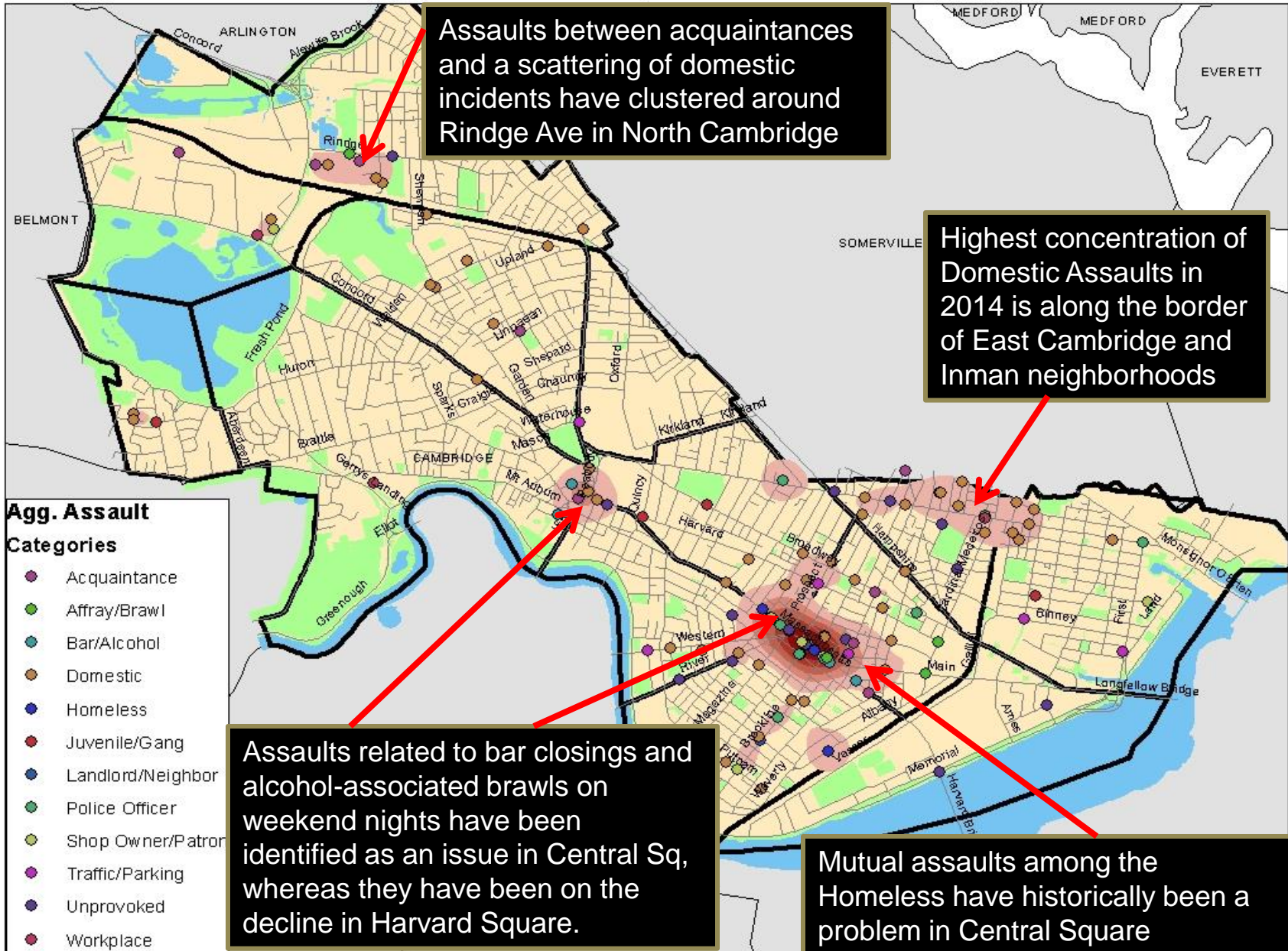
- When compared to the first three quarters of 2013, aggravated assaults recorded a decrease of 9% with 14 fewer incidents counted for the same time period in 2014. When measuring this violent index crime against the five-year average for the time period between January and the end of September, there has been a reduction of 23%, with 41 fewer crimes below the projected average of 178 aggravated assaults.
- Aggravated Assaults jumped from an inconsistently low 9 incidents in August up to the usual monthly average of 20 in September to produce a skewed increase of 122% from one month to the next. Domestic assaults continue to account for a high percentage (40 – 45%) of all aggravated assaults.
- **Classification Breakdown for 2014**

Type	Number	% of Total
Domestic	58	42%
Unprovoked	23	17%
Alcohol /Bar	18	13%
Homeless	14	10%
Road Rage	13	9%
A&B on Police	13	9%





# Aggravated Assault in Cambridge by Category: 1.1.14 to 9.29.14

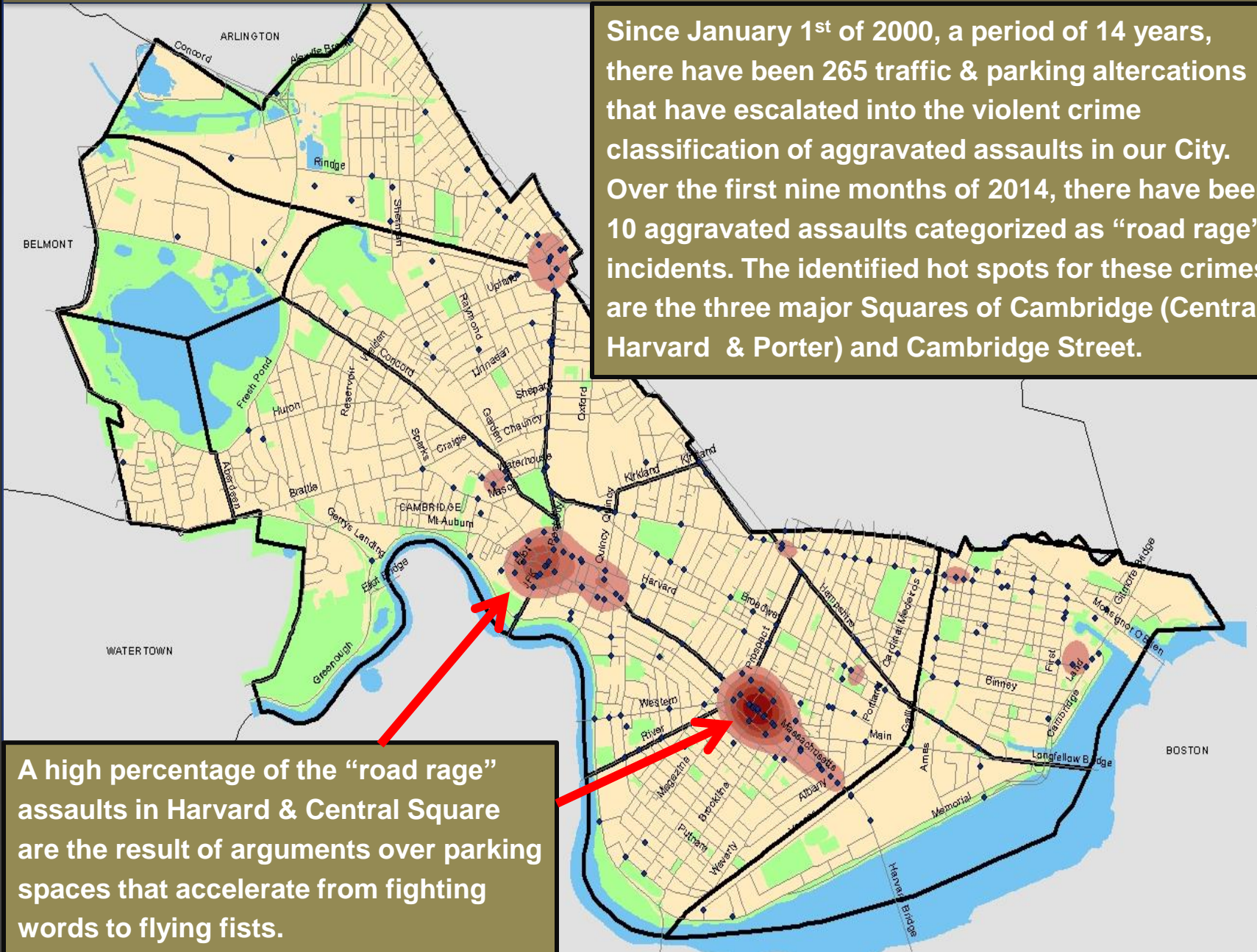




# Road Rage Aggravated Assaults: 1.1.00 to 10.1.14

Cambridge Police BridgeStat

Since January 1<sup>st</sup> of 2000, a period of 14 years, there have been 265 traffic & parking altercations that have escalated into the violent crime classification of aggravated assaults in our City. Over the first nine months of 2014, there have been 10 aggravated assaults categorized as “road rage” incidents. The identified hot spots for these crimes are the three major Squares of Cambridge (Central, Harvard & Porter) and Cambridge Street.



A high percentage of the “road rage” assaults in Harvard & Central Square are the result of arguments over parking spaces that accelerate from fighting words to flying fists.



# Burglary

No Patterns

- The property index crime of burglary, the combination of residential and commercial breaks, has dropped 41% when compared to the five-year average, with 141 fewer incidents than the projected total of 343 crimes, and is down 27% when compared with last year's total for the first three quarters of the year, with 76 fewer burglaries reported.
- There has been a 12% reduction in commercial burglary over the first nine months of 2014. When measured against the five-year average, a 32% decline is indicated with 18 fewer crimes than the 56 projected for the period between January and the end of September. There has not been a commercial burglary pattern identified yet in 2014.
- Analysis of housebreak activity in Cambridge for the first three quarters of 2014 points to a 30% reduction (71 fewer breaks) below 2013 and a 43% decline below the five-year projected average of 287 housebreaks.

## Percent Change

Last 4 Weeks

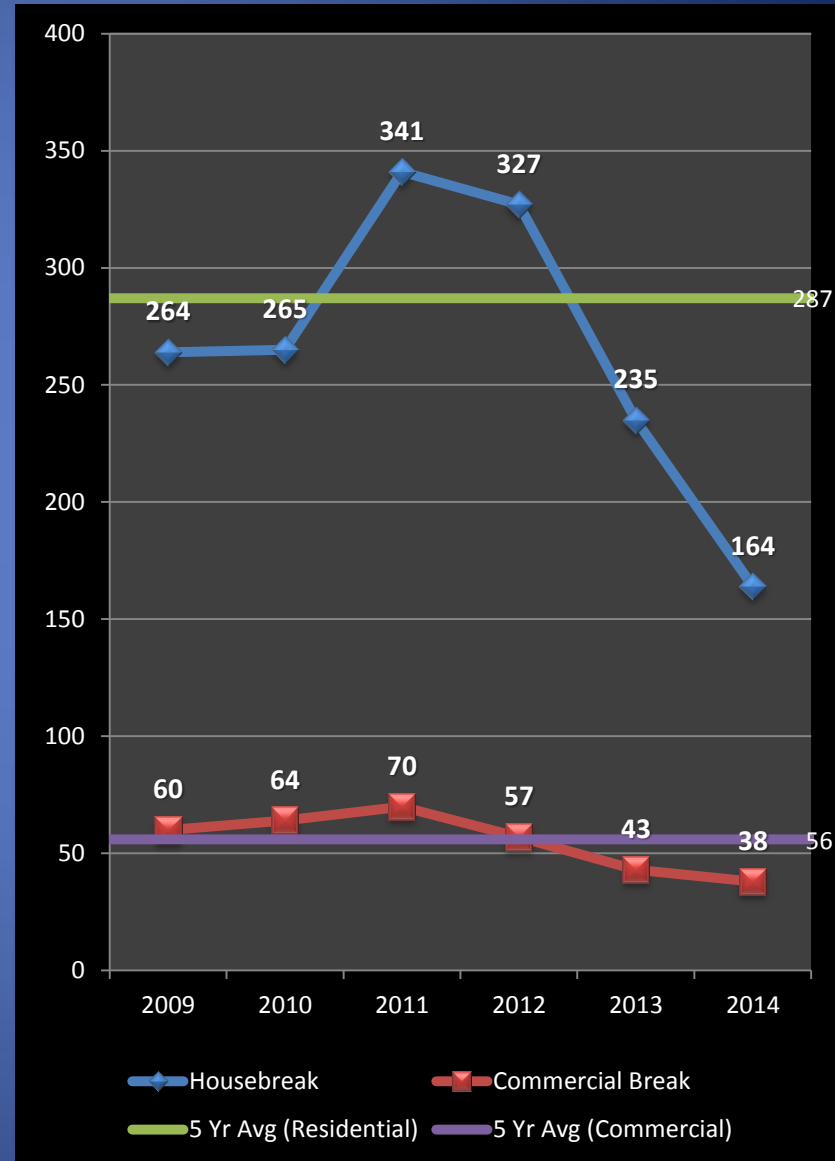
Previous Year

5 Year Average

**-72%**

**-27%**

**-41%**



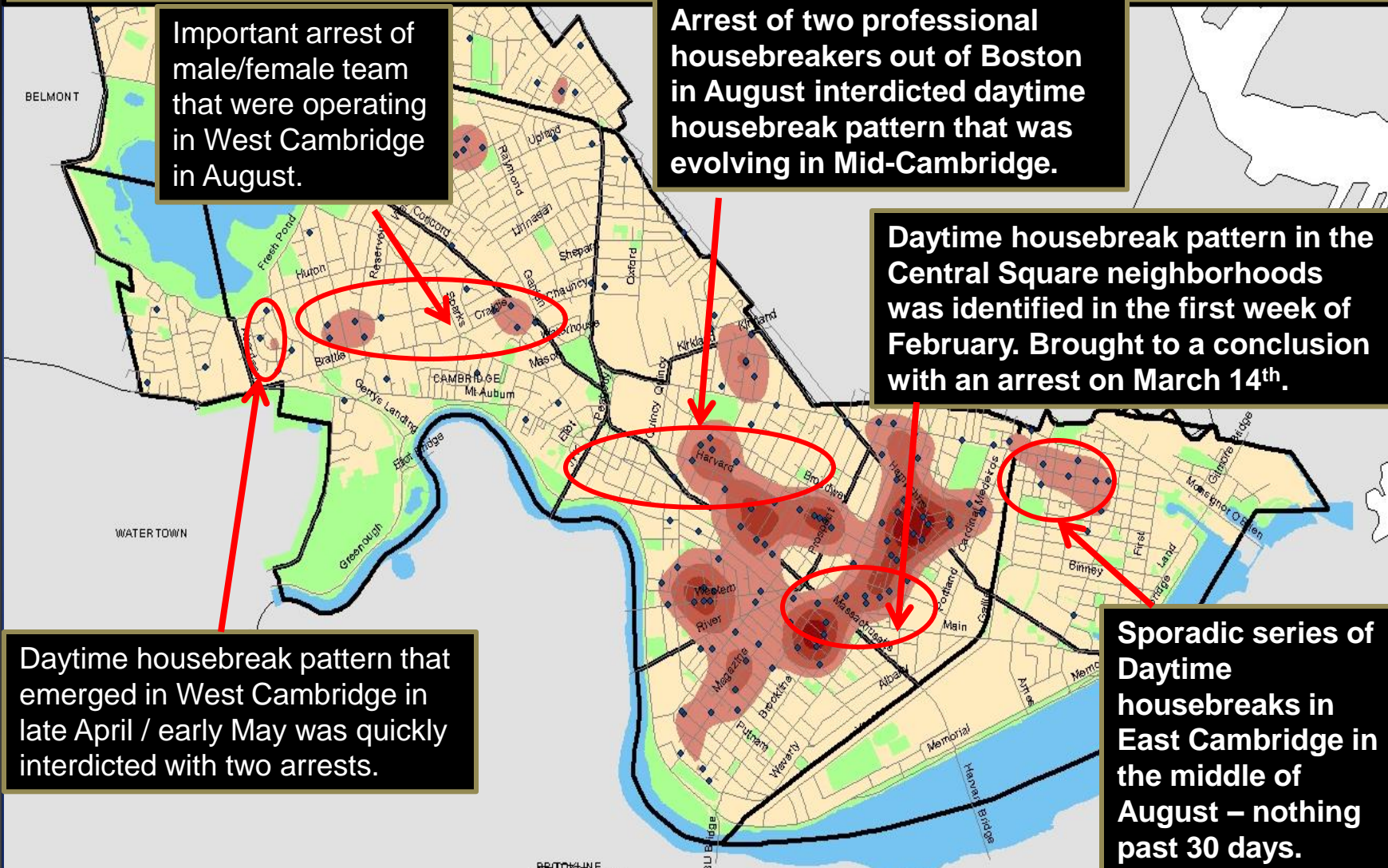




# Housebreaks: 1.1.14 to 9.29.14

Analysis of housebreak activity in Cambridge for the first three quarters of 2014 points to a 30% reduction (71 fewer breaks) below 2013. The Crime Analysis Unit is projecting a historic 50-year low total for this crime in 2014.

Cambridge Police BridgeStat



Important arrest of male/female team that were operating in West Cambridge in August.

Arrest of two professional housebreakers out of Boston in August interdicted daytime housebreak pattern that was evolving in Mid-Cambridge.

Daytime housebreak pattern in the Central Square neighborhoods was identified in the first week of February. Brought to a conclusion with an arrest on March 14<sup>th</sup>.

Daytime housebreak pattern that emerged in West Cambridge in late April / early May was quickly interdicted with two arrests.

Sporadic series of Daytime housebreaks in East Cambridge in the middle of August – nothing past 30 days.



# Commercial Burglary: 1.1.14 to 9.29.14

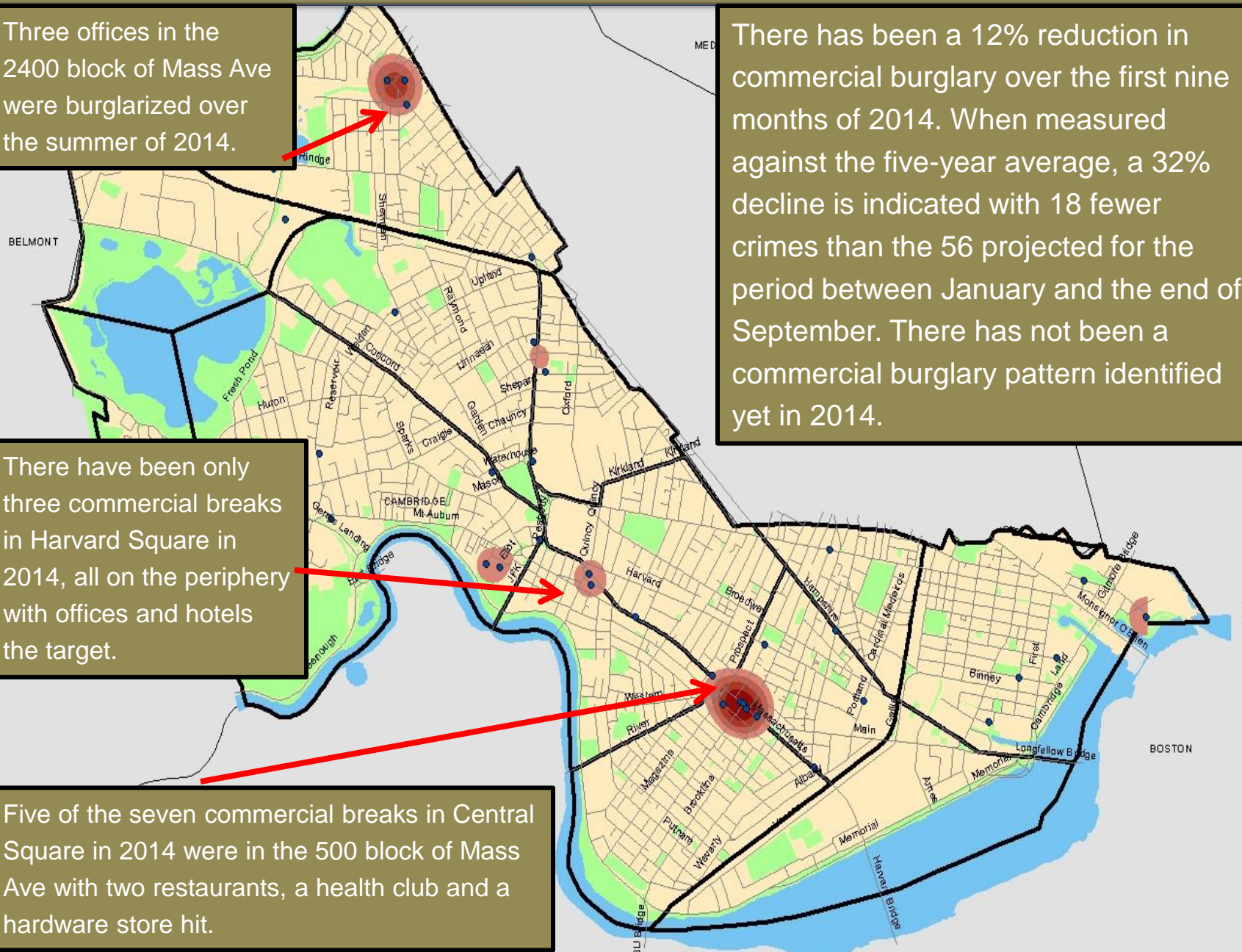
Cambridge Police BridgeStat

Three offices in the 2400 block of Mass Ave were burglarized over the summer of 2014.

There has been a 12% reduction in commercial burglary over the first nine months of 2014. When measured against the five-year average, a 32% decline is indicated with 18 fewer crimes than the 56 projected for the period between January and the end of September. There has not been a commercial burglary pattern identified yet in 2014.

There have been only three commercial breaks in Harvard Square in 2014, all on the periphery with offices and hotels the target.

Five of the seven commercial breaks in Central Square in 2014 were in the 500 block of Mass Ave with two restaurants, a health club and a hardware store hit.





# LARCENY

## Continuing Patterns

### Percent Change

Last 4 Weeks

**+6%**

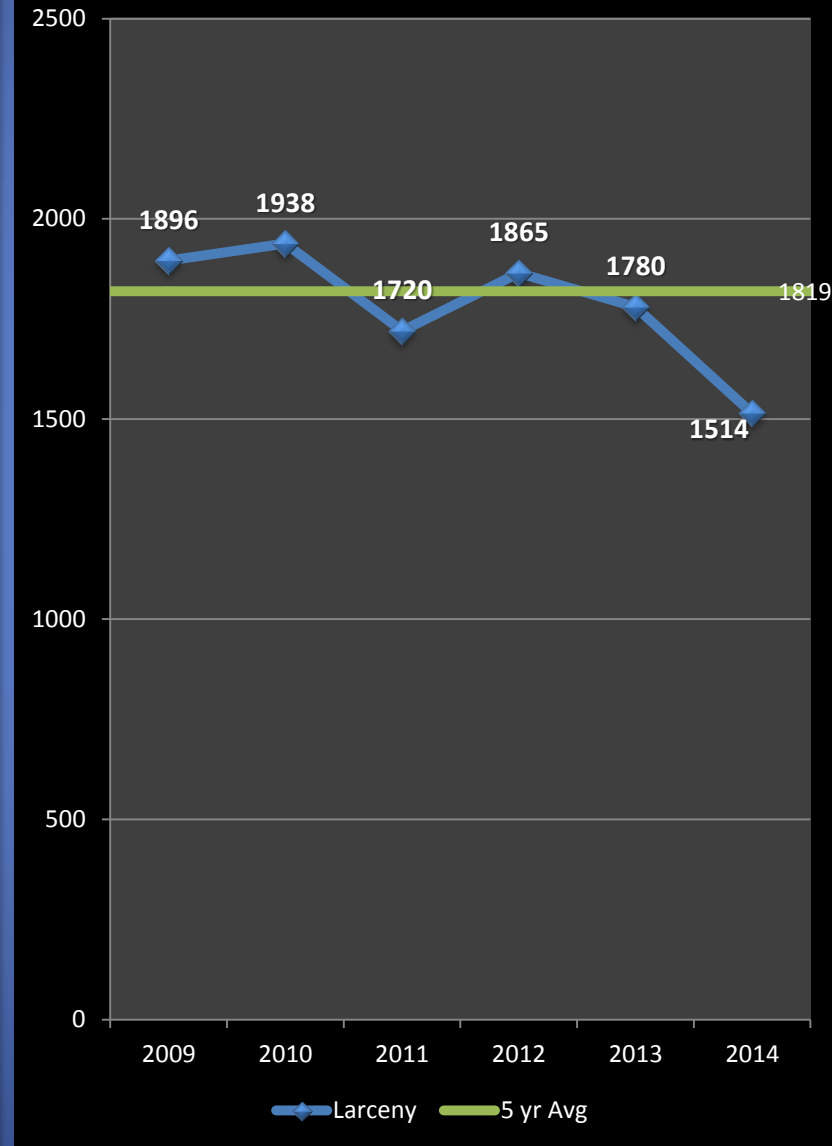
Previous Year

**-15%**

5 Year Average

**-17%**

- **Overall larceny through the first three quarters of 2014 has been reduced by 15%** when compared with the same time frame in 2013 and is 17% below the five-year weighted average.
- **Larcenies from motor vehicles in 2014 have decreased by 115 crimes, or 25%, from the number reported during the first three quarters of last year.** LMVs dropped 9% (5 incidents) from August to September of this year, but the 52 incidents reported this month are still well above the numbers seen earlier this year. An Everett male was arrested in September in connection with multiple car breaks in West Cambridge.
- **We continue to see a substantial decline in larcenies from persons. This crime through the first nine months of 2014 is 39% (105 incidents) below the level reported during this time frame in 2013.** Over the past four weeks, incidents dropped by four incidents from the previous four weeks. Central Sq and Harvard Sq saw nine and four larcenies, respectively. All were unrelated, and only one was a dipper incident (in Central Square).
- **There have been 273 larcenies from buildings reported through September of 2014.** This is 5% below the number reported in 2013 and 4% below the five-year average. A Somerville woman was been connected to multiple thefts from health clubs in Cambridge over the past month.
- **Larcenies from residences are one of the few crimes to see an increase this year. This crime type has risen 14%** when compared to last year, due largely to an increase in package thefts from residences in Mid-Cambridge, Peabody, and North Cambridge in May, and another series of package thefts in lower Cambridge in late July, August, and September. In late September, a homeless male was arrested for stealing a package from a porch on Green St.
- Thus far in 2014, there have been **268 bike thefts reported citywide**, which is 12% below the total reported during this time frame in 2013 and 10% below the five-year average. Bike thefts during the typically more active warm summer months have registered as follows: 61 in June, 50 in July, 48 in August, and 41 in September.





# LARCENY: *From MVs*

## *Emerging Pattern*

### Percent Change

Last 4 Weeks

**-9%**

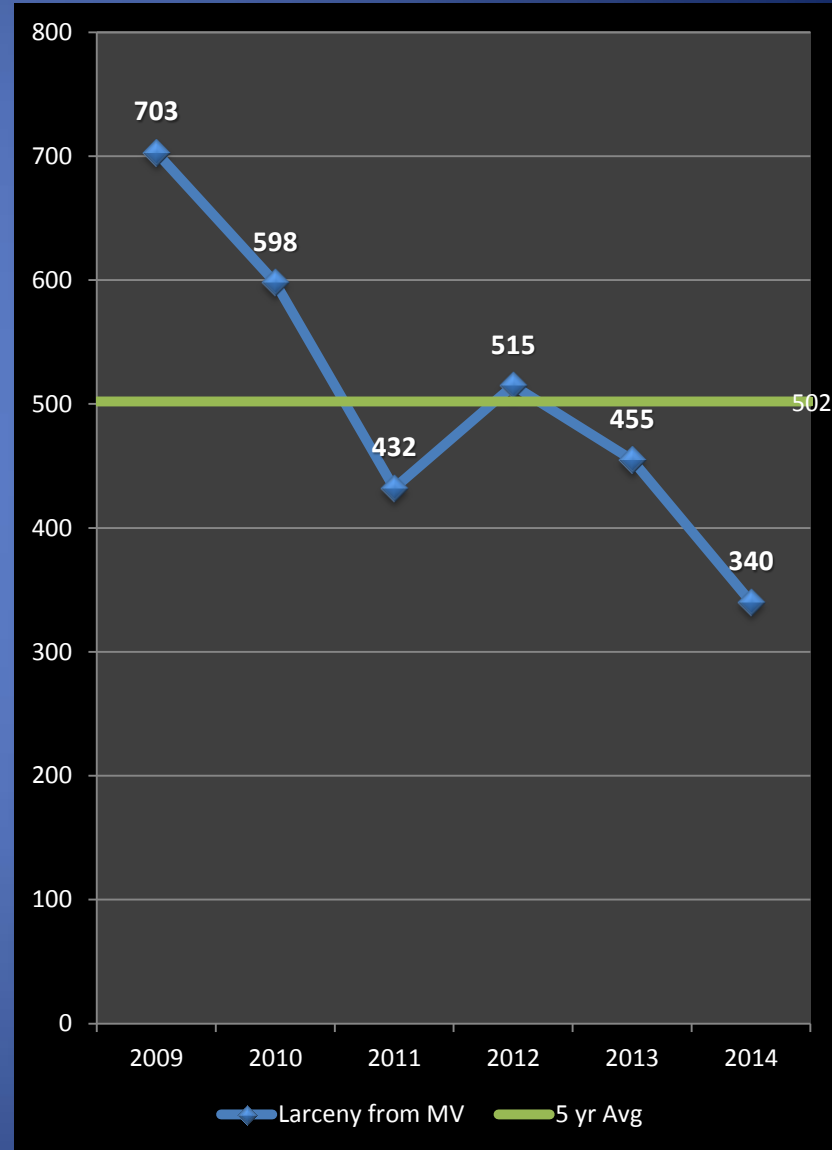
Previous Year

**-25%**

5 Year Average

**-32%**

- Larcenies from MVs have dipped 25% through the first three quarters of 2014 when compared with the same time frame in 2013. There have been 115 fewer thefts reported so far this year. This crime has also dropped 32% when measured against the five-year average, with 162 fewer incidents than the projected total of 502 thefts.
- When comparing the last four weeks to the previous four weeks, this property index crime fell by 9% with five fewer thefts recorded.
- The first larceny from motor vehicle pattern for the summer of 2014 was identified during the third week of August. Over a 10-day period, there had been 16 reported motor vehicle breaks in and around the Peabody neighborhood. This pattern was interdicted in mid September when two arrests were made of a homeless subject and a Somerville resident.
- An Everett resident was arrested on September 16<sup>th</sup> for breaking into a vehicle on Brattle Street. With links to property in his possession and other incidents in area, he was connected to a series of breaks on the periphery of Harvard Square and into the West Cambridge neighborhood.





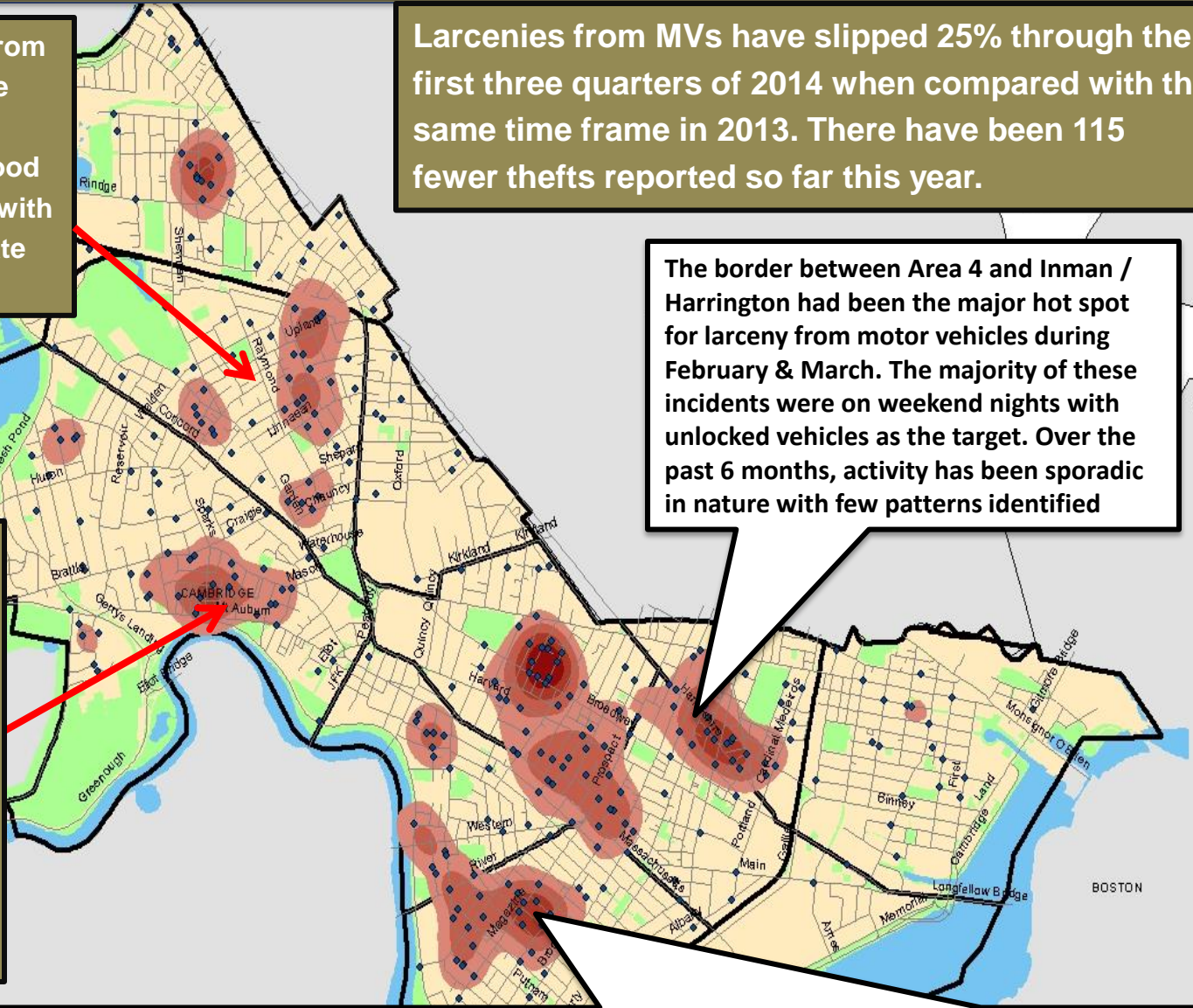
# Larceny from MVs: 1.1.14 to 9.29.14

The major Larceny from vehicle pattern of the summer was in the Peabody neighborhood and was interdicted with a pair of arrests in late August.

Larcenies from MVs have slipped 25% through the first three quarters of 2014 when compared with the same time frame in 2013. There have been 115 fewer thefts reported so far this year.

The border between Area 4 and Inman / Harrington had been the major hot spot for larceny from motor vehicles during February & March. The majority of these incidents were on weekend nights with unlocked vehicles as the target. Over the past 6 months, activity has been sporadic in nature with few patterns identified

An Everett resident was arrested on September 16<sup>th</sup> and connected to a series of breaks into cars along Brattle Street and West Cambridge through stolen property in his possession.



Cambridgeport /Riverside was the major hot spot for LMVs in the City in 2013 and this trend continued over the first two months of 2014. There were 20 thefts from vehicles in the first six weeks of the year. Over the past seven months there have been only 21 LMVs in this neighborhood. Compared to last year, LMVs are down 47% in this neighborhood.



# Larceny from Motor Vehicles

## *What can we do?*

### Police Response Strategy:

- Cambridge Police are focused on prevention of these crimes by increasing officer visibility in targeted areas.
- Citizens are encouraged to take the proper precautions to protect their vehicles and their belongings by doing everything possible to not make their vehicles easy targets.



### Citizen Response Strategy:

- Citizens are asked to take the following precautions to protect themselves, their vehicles, and their belongings from theft:
  - **Make sure all of your car doors are locked when you leave your vehicle.**
  - **Take extra care when out doing your shopping.**
  - If you are **approached by a suspicious person** while you are in your vehicle, **sound your horn to attract attention.**
  - **NEVER LEAVE VALUABLES EXPOSED IN YOUR CAR.**
    - If you must leave packages or valuables in your car, **place them in the trunk or under a blanket to conceal them**
  - Visit our website for more tips to keep your vehicles and belongings at [www.CambridgePolice.org/SafetyTips](http://www.CambridgePolice.org/SafetyTips)



# LARCENY: *from Person*

No Patterns

## Percent Change

Last 4 Weeks

**-15%**

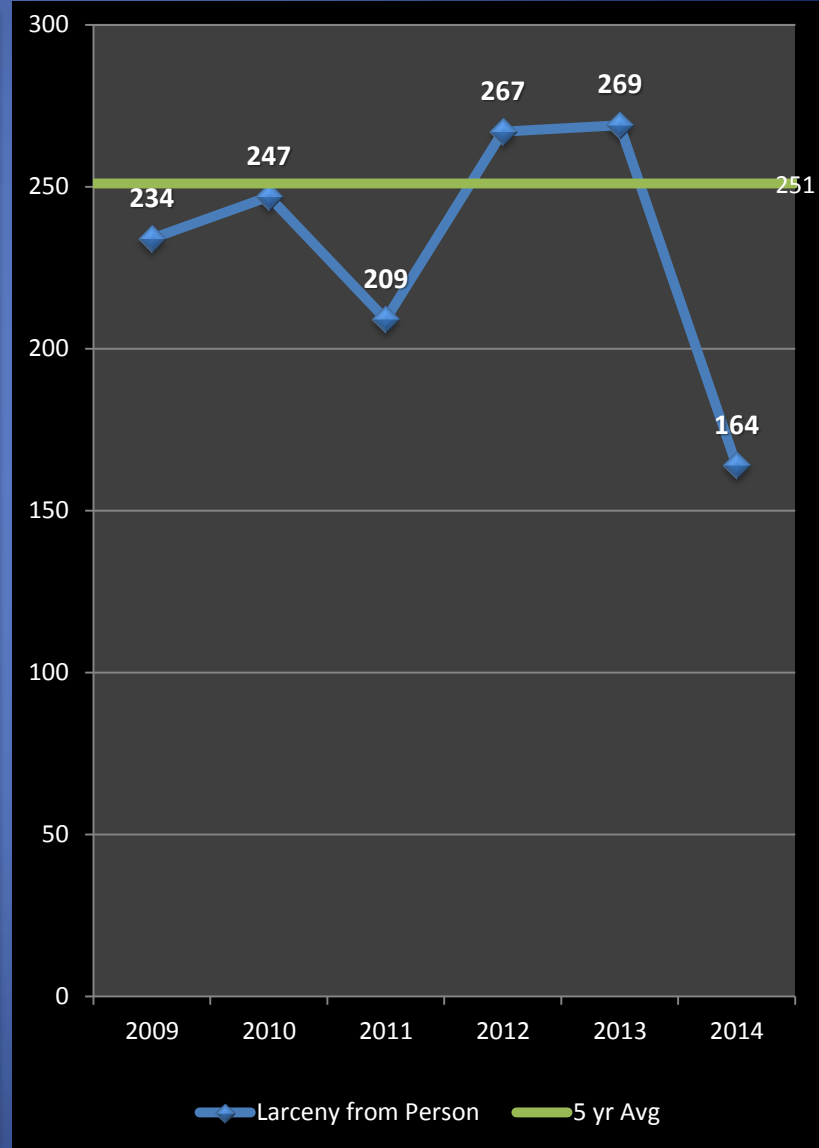
Previous Year

**-39%**

5 Year Average

**-35%**

- **Larcenies from the person have fallen an amazing 105 incidents (39%) through September** when compared with the same time frame in 2013. The total of 164 incidents reported thus far in 2014 is also 87 incidents below the five-year average of 251. There are no patterns of this crime type anywhere in the city at the present time. However, after seeing a dramatic increase in August, activity stabilized and dropped by three incidents compared to the previous month.
- There was a series of grab-and-runs from patrons in Harvard Sq in mid-August, with incidents occurring from 6pm to 8pm. Teens on bikes or walking by were grabbing phones from tables or victims' hands. An arrest of one Cambridge juvenile in connection with these thefts was made during a street robbery (similar to the grab-and-run except that a knife was used to steal the item). This group of kids is believed to be responsible for at least four similar incidents in the area.
- Often, much of the larceny from person activity is reported at bars and restaurants in the Squares (known as "dipper" activity). In September, there was one incident of this nature reported in Central Sq, and no incidents in Harvard Square which is exceptionally rare.
- Part of the explanation for the large reduction may be that a number of the more prolific thieves, particularly ones that tend to target the Harvard Square area, are currently incarcerated.
- Overall, Central Sq reported the most activity during the last four weeks, with seven total incidents covering the categories of dining, pocketpicking, grab & run, and unattended.





# LARCENY: of *Bicycle*

*No Patterns*

- Through the first three quarters of 2014, there have been 268 bikes reported stolen citywide in Cambridge. This is 12% (36 incidents) below the number reported during this time frame in 2013 and 10% (31 incidents) below the average.
- As would be expected, the summer months tend to see the largest number of bike thefts due to increased ridership during warmer weather. Thefts this summer have registered as follows: 61 in June, 50 in July, 48 in August, and down slightly to 41 in September.
- Area 4, Inman, and West Cambridge had the most bike thefts in September, each with eight incidents.
- 60% of the thefts reported this year have involved bikes that were locked but left out in the open (locked to public bike racks, for example).
- No defined bike theft patterns have emerged, but two arrests were made in September: a Boston male was arrested in Harvard Sq on 9/12 and a Cambridge juvenile was arrested in Area 4 on 9/22.
- **Breakdown by Neighborhood, year-to-date:**

Neighborhood	Total	% Citywide
Mid-Cambridge	46	17%
Area 4	32	12%
Riverside	31	12%
Inman/Harrington	30	11%

## Percent Change

Last 4 Weeks

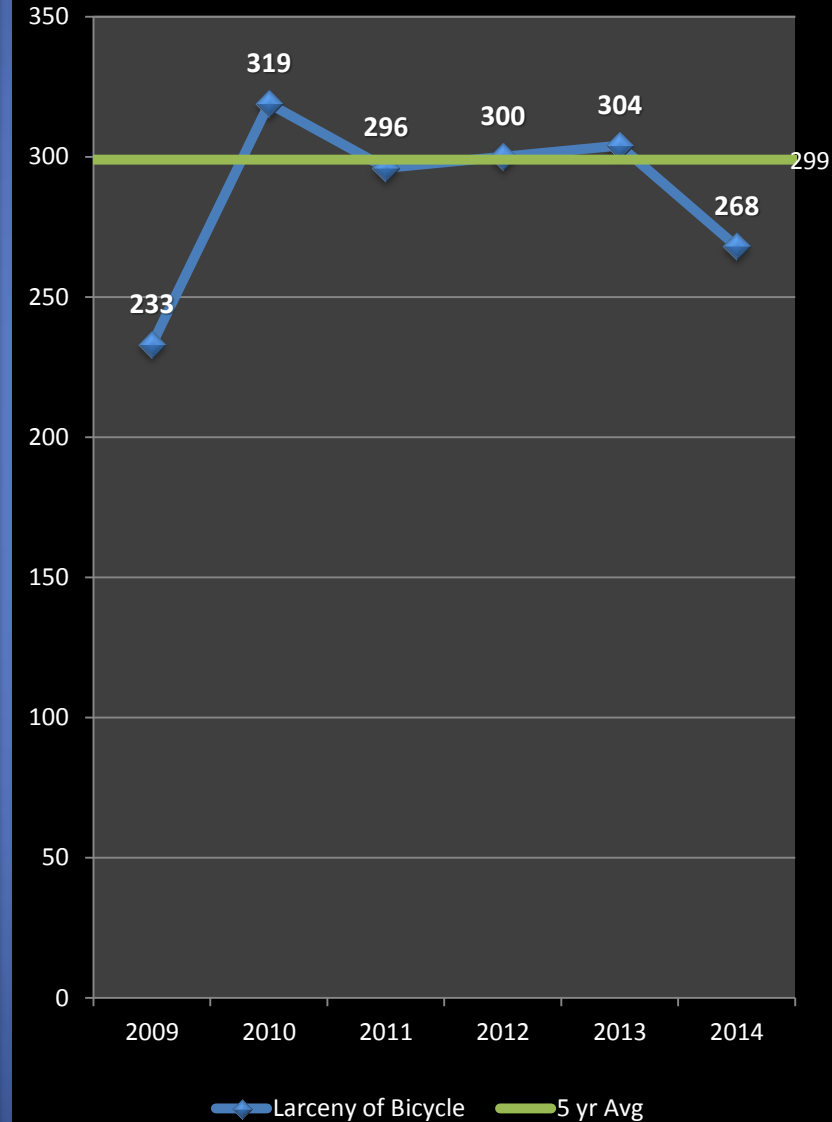
**+8%**

Previous Year

**-12%**

5 Year Average

**-10%**







# Larceny of Bicycles: 5.1.14 to 9.29.14

Cambridge Police BridgeStat

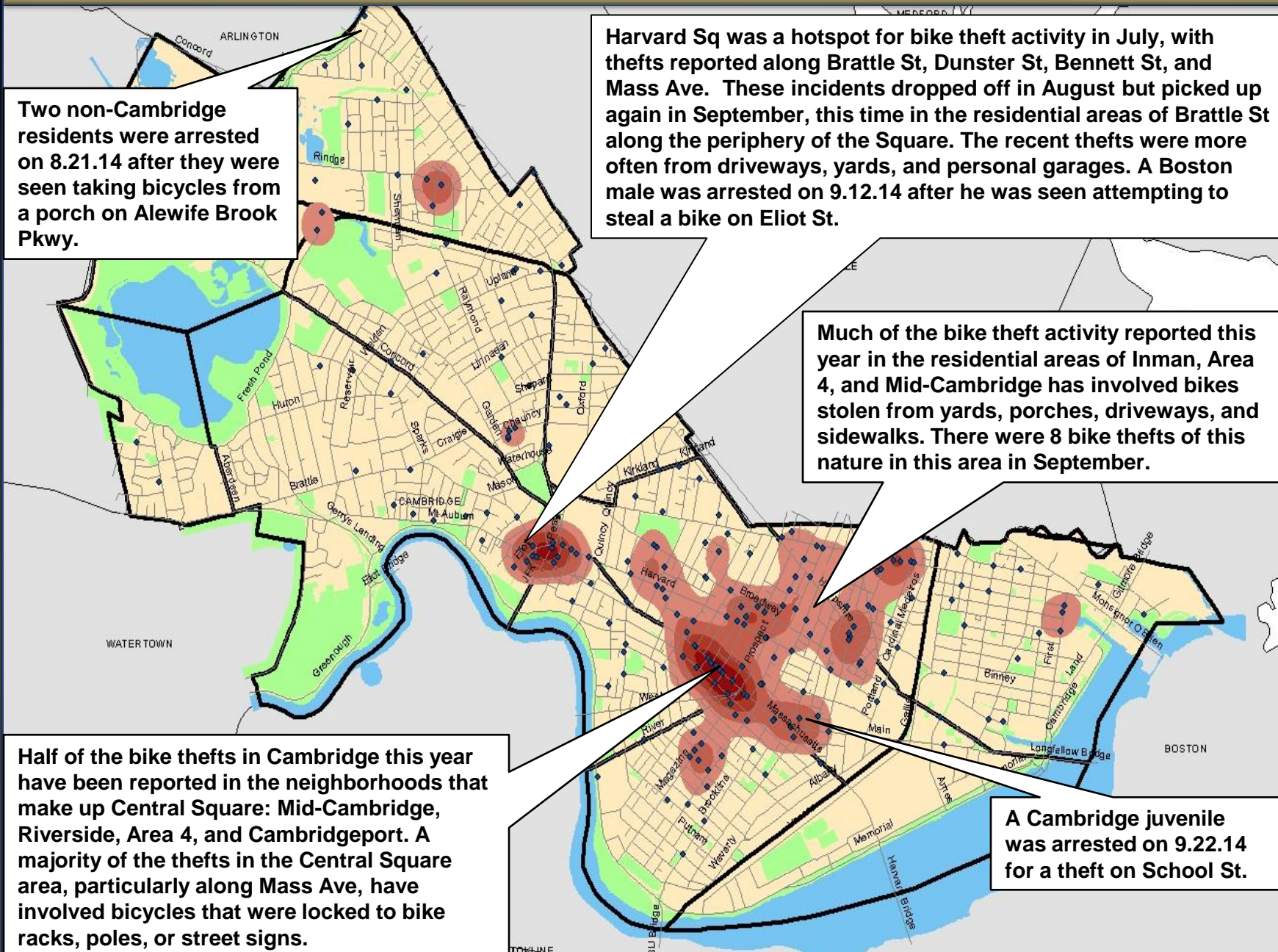
Two non-Cambridge residents were arrested on 8.21.14 after they were seen taking bicycles from a porch on Alewife Brook Pkwy.

Harvard Sq was a hotspot for bike theft activity in July, with thefts reported along Brattle St, Dunster St, Bennett St, and Mass Ave. These incidents dropped off in August but picked up again in September, this time in the residential areas of Brattle St along the periphery of the Square. The recent thefts were more often from driveways, yards, and personal garages. A Boston male was arrested on 9.12.14 after he was seen attempting to steal a bike on Eliot St.

Much of the bike theft activity reported this year in the residential areas of Inman, Area 4, and Mid-Cambridge has involved bikes stolen from yards, porches, driveways, and sidewalks. There were 8 bike thefts of this nature in this area in September.

Half of the bike thefts in Cambridge this year have been reported in the neighborhoods that make up Central Square: Mid-Cambridge, Riverside, Area 4, and Cambridgeport. A majority of the thefts in the Central Square area, particularly along Mass Ave, have involved bicycles that were locked to bike racks, poles, or street signs.

A Cambridge juvenile was arrested on 9.22.14 for a theft on School St.





# Larceny of Bicycles:

## *What Can We Do?*

### Police Response Strategy:

- Bicyclists stopped for infractions will be reminded to use lights when biking at night, wear helmets under the age of 16, and other safety tips to promote safer biking in the city.



### Citizen Response Strategy:

- Bicyclist are encouraged to record their bike's serial number as well as take a picture of their bike to provide to police in the event that it is lost or stolen.
- For information on bicycle safety, visit: [www.CambridgePolice.org/CommunityResources](http://www.CambridgePolice.org/CommunityResources).
  - Click on the "Bicycle Safety and Registration" link.
- Stores should be vigilant in recording serial numbers and customer information on sales.
- Universities should encourage students to register their bikes and distribute information on the correct locking procedures.



# AUTO THEFT

*No Patterns*

## Percent Change

Last 4 Weeks

**+8%**

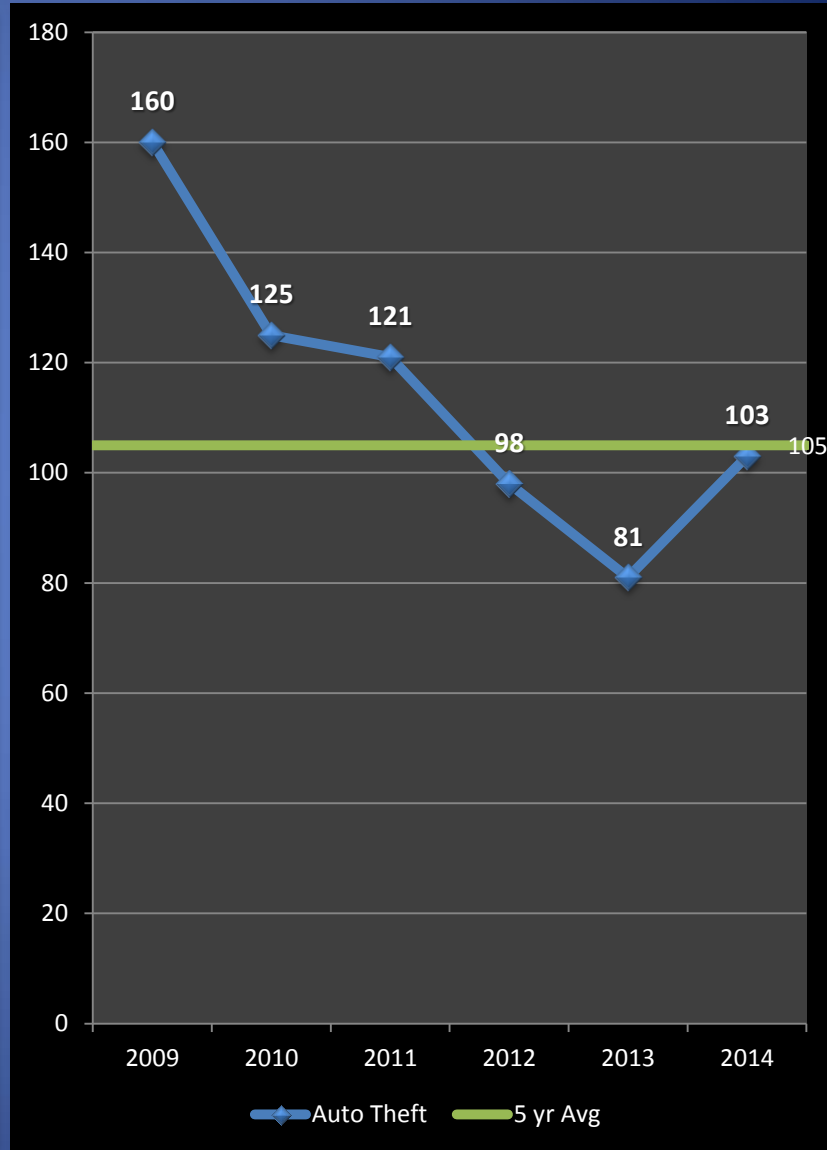
Previous Year

**+27%**

5 Year Average

**-2%**

- The projected five-year weighted average for auto thefts for the first nine months of 2014 is 105; thus far, we are 2 incidents below the average (-2%). However, with 103 thefts year-to-date, we are seeing an increase over 2013 of 27%, or 22 incidents.
- There were 14 auto thefts reported in the past four weeks, which resulted in a 8% increase over August (one more incident). Over the course of the summer (June to August), there were 25 thefts of mopeds, scooters, or motorcycles. There were two incidents in August that resulted in the arrests of three males in connection with moped/scooter thefts. In the past month, there have only been two motorcycles stolen which is typical for the changing of the seasons.
- Since the beginning of the year, the neighborhoods that have reported the largest number of auto thefts have been: Area 4 (19), Cambridgeport (17), East Cambridge (13), and Inman (10). All other neighborhoods except Strawberry Hill have reported at least one auto theft.
- Year-to-date, 46 (or 45%) of the stolen motor vehicles have been recovered.





# Current Trends in Phone Scams

The following information was provided in a Citizen Alert to Cambridge residents on 10.1.14.

Phone scams are a multi-million dollar business for scammers, who mostly reside outside of the United States. With new scams popping up every day, trying to keep up with the current ones and the technology is difficult. Caller IDs may or may not show a real number, as scammers are taking to technology and using Caller ID spoofing to make their phone number appear as a legitimate number, like 911 or a police department.

The following is a list of some of the current phone scams that have recently been reported to local police departments:

- TAX MONEY OWED TO THE IRS
- FAMILY MEMBER IN AN ACCIDENT
- MICROSOFT COMPUTER ISSUE
- UTILITY COMPANY FEES (typically targets businesses)
- IMMIGRATION WARRANT OR ARREST WARRANT
- THE MYSTERIOUS TEXT MESSAGE FROM A BANK

These are just a few examples of the many phone scams being seen across the US. Once you provide a scammer with a pre-paid money card number, the chance of you recovering the money is very slim. If you have doubts about a phone call you received, contact the company or organization who “allegedly” called. If you receive any calls mentioned in this article (or anything suspicious), please hang up and contact the Cambridge Police (617-349-3300).



# Help Prevent Crime

*And keep yourself informed!*

## To receive information from the CPD:

- Sign up with for the **Cambridge Alert Network**, to receive alerts about emerging crime patterns, neighborhood meetings, and crime prevention tips, by visiting [www.CambridgeMa.gov/AlertNetwork](http://www.CambridgeMa.gov/AlertNetwork).
- “Like” the Cambridge Police Department on Facebook at [www.facebook.com/CambridgePolice](http://www.facebook.com/CambridgePolice)
- Follow [@CambridgePolice](https://twitter.com/CambridgePolice) on Twitter.
- Visit our website at [www.CambridgePolice.org](http://www.CambridgePolice.org) for valuable information and reports including the Daily Log and BridgeStat, which is published on the first Friday of every month.
- Download our new “MyPD” smartphone app at [www.CambridgePolice.org/MyPD](http://www.CambridgePolice.org/MyPD).

## To Share Information with the CPD:

- Call our Non-Emergency Telephone Number at **617-349-3300**.
  - Every call for service generates a police response, so help drive our resources by reporting things that seem suspicious or out of the ordinary.
- Send an Anonymous TEXT-A-TIP:
  - Send an ANONYMOUS text message to **Tip411 (847411)**. Begin your message with Tip650 and then type your message. You will receive a response from the Cambridge Police with the option to continue communicating. Please remember that this is not a replacement for 9-1-1. **If you witness an emergency situation, please call 9-1-1 immediately.**
- Send an Anonymous Crime Tip E-Mail at [www.CambridgePolice.org/Tips](http://www.CambridgePolice.org/Tips)



# Questions?

- The complete 2013 Cambridge Police Annual Crime Report is available on our website at [www.CambridgePolice.org](http://www.CambridgePolice.org).
- We welcome all questions, comments, and suggestions.
- Please direct your feedback to: [BridgeStat@CambridgePolice.org](mailto:BridgeStat@CambridgePolice.org).
- To review previous editions of BridgeStat, visit our website at [www.CambridgePolice.org/BridgeStat](http://www.CambridgePolice.org/BridgeStat).