



Cambridge Police Department BridgeStat

February 2014

Produced by the Crime Analysis Unit



Part I Total Crime

Like the temperature, serious crime in Cambridge continued to tumble downward over the **first two months of 2014 when** measured against the same time period in 2013, falling 27% with 117 fewer incidents reported. Compared against the five-year weighted average for this same time frame, a **33% decline (159 fewer Part 1 crimes below the projected average)** was recorded. The majority of this decrease can be attributed to the overall drop in Larceny (-31%), with 99 fewer thefts counted when contrasted with the same time period in 2013.

The fact that the mean temperature for January was 1.6 degrees below normal and February was 2.8 degrees under the average could possibly be responsible for driving large reductions in larceny from motor vehicles (-48%), thefts of bicycles (-63%), and larceny from persons (-35%).

A detailed analysis of all statistics indicates that there were **116 fewer property crimes noted** for the first two months of 2014, which translates to a **30% decrease** when measured against the 2013 statistics. **Violent crime has dipped 2% over the first 60 days of 2014 with one fewer crime against the person reported** than in the first two months of last year.

	4 Week Snapshot			Year to Date			Five Year	
	1/7-2/3	2/4-3/3	Change	2013	2014	Change	Avg	Change
Total Violent Crime	23	19	-17%	47	46	-2%	55	-16%
Total Property Crime	135	115	-15%	388	272	-30%	421	-35%
Total Part I Crime	158	134	-15%	435	318	-27%	477	-33%



Part I Property Crime

Property crime plummeted 30% beneath the number reported during the first two months of 2013 and recorded a **35% drop** below the five-year average. The only property category to register a notable increase so far this year is auto thefts, with a **rise of 40% (4 additional reports)**. **Thirteen of the fifteen indexes associated with property crime are in the green (on the decline) so far in 2013**. Larceny from MVs is one of the leading indicators, down 48% so far in 2013.

Cambridge Police BridgeStat

	4 Week Snapshot			Year to Date			Five Year	
	1/7-2/3	2/4-3/3	Change	2013	2014	Change	Avg	Change
Burglary	27	12	-56%	63	42	-33%	69	-39%
Commercial Break	6	1	-83%	7	7	0%	11	-36%
Housebreak	21	11	-48%	56	35	-38%	58	-40%
Larceny	105	92	-12%	315	216	-31%	338	-36%
Larceny (Misc)	0	1	IN-CALC	3	2	-33%	4	-50%
Larceny from Building	20	27	35%	76	51	-33%	69	-26%
Larceny from MV	25	16	-36%	92	48	-48%	102	-53%
Larceny from Person	15	14	-7%	46	30	-35%	50	-40%
Larceny from Residence	16	5	-69%	22	21	-5%	34	-38%
Larceny of Bicycle	3	3	0%	16	6	-63%	15	-60%
Larceny of Plate	2	2	0%	3	4	33%	4	0%
Larceny of Services	0	0	IN-CALC	4	1	-75%	3	-67%
Shoplifting	24	24	0%	53	53	0%	57	-7%
Auto Theft	3	11	267%	10	14	40%	14	0%
Total Property Crime	135	115	-15%	388	272	-30%	421	-35%



Part I Violent Crime

- The projected 5-year weighted average for violent crime in Cambridge for the first two months of the year is 55 incidents. Through March 3rd of this year, there were 46 violent crimes recorded in the City, **one crime below last year (-2%) and nine violent crimes under the total of 55 forecasted for this period (-16%).**
- The first murder of the year occurred on February 2nd, 2014. A complete synopsis of this incident can be found on the next slide. Meanwhile, reported rapes dropped by two incidents and aggravated assaults remained unchanged when compared with the first two months of 2013. **The street robbery total of eight incidents is uncharacteristically low and may have resulted from the below-average temperatures curtailing pedestrian activity.**

Cambridge Police BridgeStat

	4 Week Snapshot			Year to Date			Five Year	
	1/7-2/3	2/4-3/3	Change	2013	2014	Change	Avg	Change
Homicide	1	0	-100%	1	1	0%	0	IN-CALC
Rape	3	0	-100%	5	3	-40%	5	-40%
Robbery	7	6	-14%	13	14	8%	17	-18%
Commercial Robbery	4	2	-50%	2	6	200%	2	200%
Street Robbery	3	4	33%	11	8	-27%	14	-43%
Aggravated Assault	12	13	8%	28	28	0%	33	-15%
Total Violent Crime	23	19	-17%	47	46	-2%	55	-16%



MURDER

No Patterns

- The first murder of 2014 involved Malia Gomez, 40, of 396 Putnam Ave, who has been charged in the death of Dana Robinson, a 46-year-old Cambridge man, who police discovered unconscious with a chest wound on Gomez' Putnam Avenue porch on February 2nd. Gomez admitted to stabbing Robinson following an argument. Robinson died at Beth Israel Hospital and Gomez was charged with armed assault with the intent to murder, assault and battery with a dangerous weapon, and assault and battery with a dangerous weapon causing serious bodily injury. Gomez was held without bail pending a psychiatric evaluation.
- 30 of the 36 murders in Cambridge since 1995 have been cleared by arrest or by the suicide of the perpetrator, which translates to an 83% clearance rate.
- The trial for Aisling Brady McCarthy is scheduled to take place in Middlesex Superior Court on April 7th, 2014. She is charged in the January 2013 death of Rehma Sabir, who was taken to the hospital with severe head injuries on her first birthday. She died two days later.

Change*

Last 4 Weeks

-100%

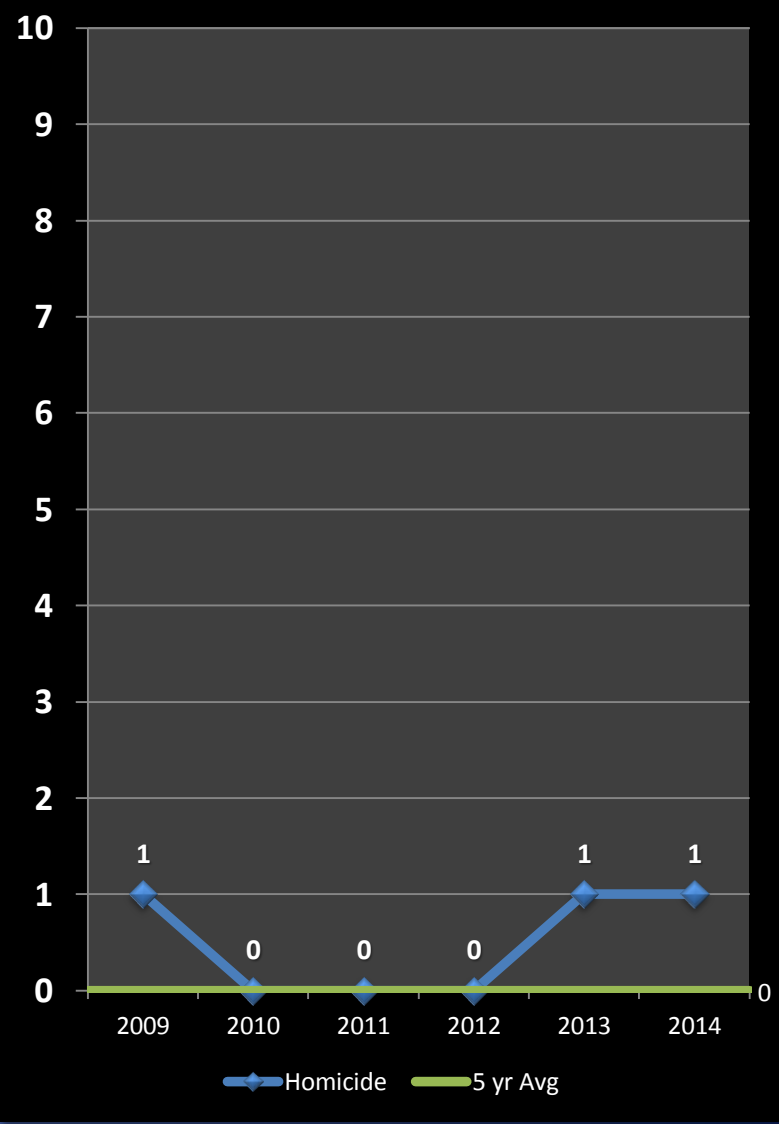
Previous Year

0%

5 Year Average

***IN -CAL**

*IN -CAL: Percentages are not calculated for numbers so small as to present a statistically misleading percentage.





Characteristics of Murder in Cambridge

For the 30-year period between 1960 and 1989, the City of Cambridge averaged slightly less than five murders per year. The annual average since 1990 has fallen to approximately two per year. Trend analysis over recent years points to two recurring murder scenarios in Cambridge: domestic murder, in which one family member is brutally killed by another in a homicidal rage, and the murder of young males by a handgun or knife in acts of retaliatory street violence.

Cambridge Murder Statistics, 1990-2013

- 51 people murdered in 46 incidents (in 4 of the incidents, 2 or more people were killed)
- 32 victims were male (average age of 34)
- 19 victims were female (average age of 41)
- Most common weapons: handguns (23 incidents) and knives (11 incidents)
- 14 of the 46 cases are still under investigation or remain unsolved
- 20 of the 25 cases since 2000 have been cleared by arrest or by the death of the suspect, including all three murders in 2013



Unsolved Murders: 1999 to 2014

Colin Burton, 30, of Dorchester, was shot and killed outside of Hi - Fi Pizza on Mass Ave in Central Square on September 18th, 1999. Burton was talking with the occupants of a Ford Explorer when the subject in the passenger seat fired through the window. Two suspects fled the scene. The case remains under active investigation.



September 18, 1999, Mass Ave



April 5, 2002, Mass Ave

Ian Gray, 19, of Mattapan, was in an argument outside of the Rhythm & Spice restaurant that spilled out onto Mass Ave. A suspect that had left the scene returned with a group of people and a fight ensued. A knife was produced during the altercation and four gunshots were fired, fatally wounding Gray. This case remains open.

On June 17th, 2002 at 7:00PM, **Ricardo Williams**, 27, of Malden, was found in the driver's seat of a motor vehicle suffering from a gunshot wound to his face. Williams was taken to CCH where he was pronounced dead. This case remains open.



June 17, 2002, Windsor St.

Anyone with information about these crimes is asked to contact CPD at 617-349-3370.



Unsolved Murders: 1999 to 2014

Jason Ellcock, 33, of Malden, formerly of Cambridge and father of three, was found with multiple gunshot wounds in front of the driveway to 364 Rindge Ave at 3:05 AM on the night of June 16th, 2009. He was pronounced dead at the scene. This incident remains under investigation.



June 16, 2009, Rindge Ave



March 12, 2011, Brookline St.

James Lauture, 30, of Cambridge, was sitting in a vehicle near Brookline and Watson Streets just after midnight on Saturday, March 12th, 2011, when an unknown gunman opened fire. The occupants in the car were able to drive to Central Square. Lauture died from multiple gunshot wounds. The other man in the vehicle survived. This case remains open.

On June 3rd, 2012, **Charlene Holmes**, 16, of Cambridge was shot while sitting on a porch on Willow Street. She later succumbed to her wounds at the hospital. The investigation into this incident remains active, but no arrests have been made to date.



June 3, 2012, Willow St

Anyone with information about these crimes is asked to contact CPD at 617-349-3370.



RAPE

No Patterns

- All three of the rapes reported in 2014 occurred during the month of January. There were no rapes recorded in Cambridge in February. Through this time in 2013, five rapes had been reported, equalling a 40% drop this year. In all of the 2014 rapes thus far, the assailant was an acquaintance of the victim.
- The following are the final statistics for Rape in Cambridge for last year: there were 17 rapes reported in Cambridge in 2013. During the previous year, there were 23 incidents, which translates to a **26% reduction** from 2012 and a **23% decline** when compared to the five-year average of 22 sexual assaults annually.
- The only stranger-to-stranger rape in 2013 was recorded in March of last year. This incident involved a blitz type scenario late at night in Central Square. A Cambridge male has since been charged in this incident.
- Statistics released in October by the FBI reveal that rape decreased by .2% in the U.S. in 2012. The rate of forcible rapes in the U.S. in 2012 was estimated at 52.9 per 100,000 female inhabitants. The five-year average of rapes in Cambridge, a city of 106,000, is 22 incidents per year.

Percent Change

Last 4 Weeks

Previous Year

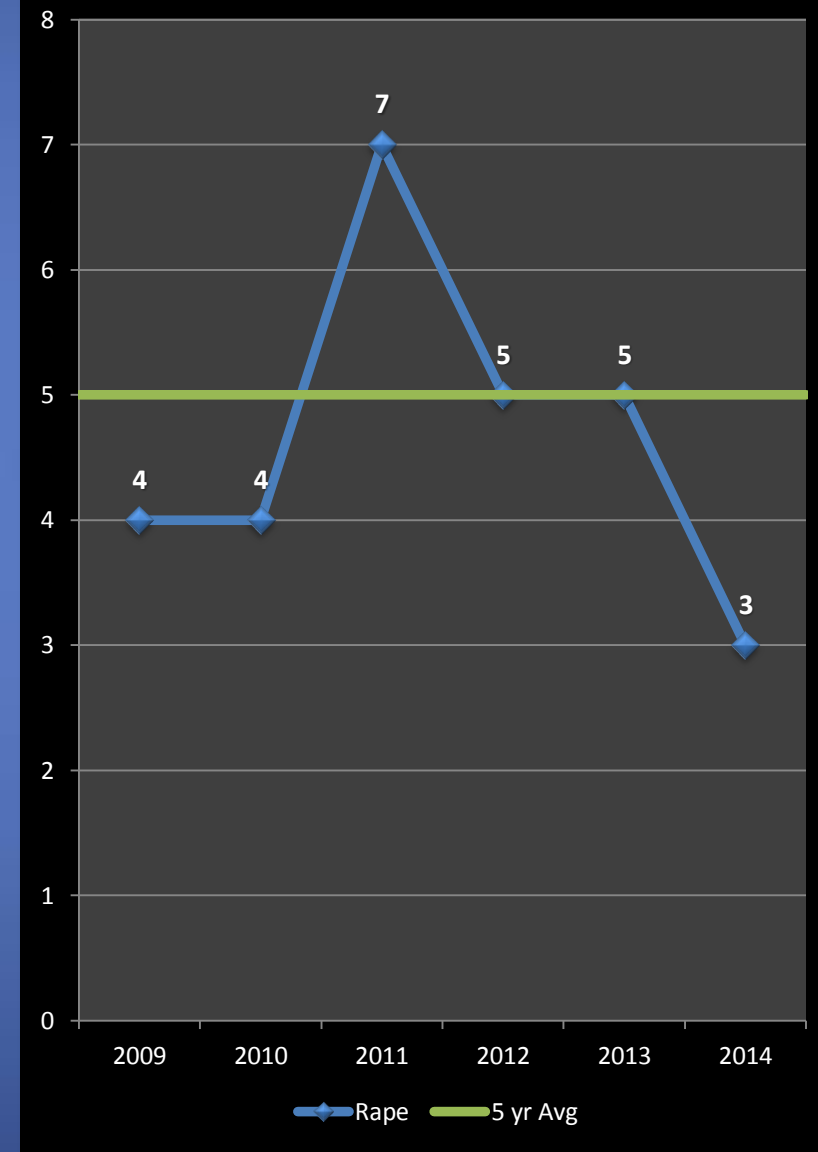
5 Year Average

-100%

-40%

-40%

*IN -CAL: Percentages are not calculated for numbers so small as to present a statistically misleading percentage.





ROBBERY

No Patterns

- The five-year average for overall robbery in Cambridge for the first two months of the year is 17 incidents. Over the first 8 weeks of 2014, 14 robberies were recorded, which translates to an 18% decline below the projected total.
- There were six commercial robberies in the first five weeks of 2014. That spree stopped on February 8th, with zero incidents reported since. Arrests were made in four of the six robberies. A number of regional, serial, commercial robberies at banks and convenience stores has been identified as a major problem in Greater Boston so far in 2014. The robbery at the Eastern Bank on January 14th in Harvard Square was related to one of these patterns.
- The reduction in street robberies (-30% in 2013) continued over the first two months of 2014 with a 27% decline when compared to 2013 and a 43% drop when compared with the five-year average, with eight incidents recorded compared with the fourteen projected. The total of eight street robberies for the first two months is an uncharacteristically low number for Cambridge (the first 2 months of 2009 produced 30 street robberies). Less pedestrian traffic due to the exceptionally cold weather may be responsible for this decline.

Percent Change

Last 4 Weeks

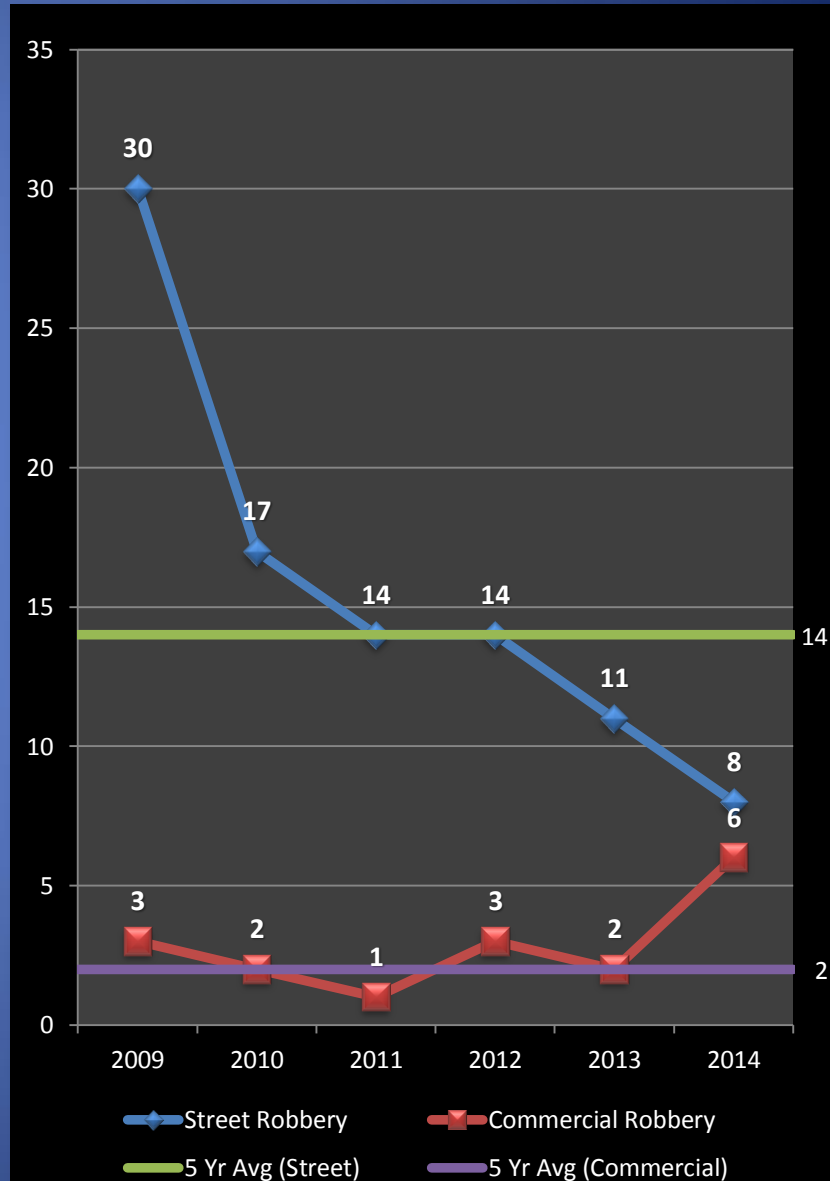
-14%

Previous Year

+8%

5 Year Average

-18%

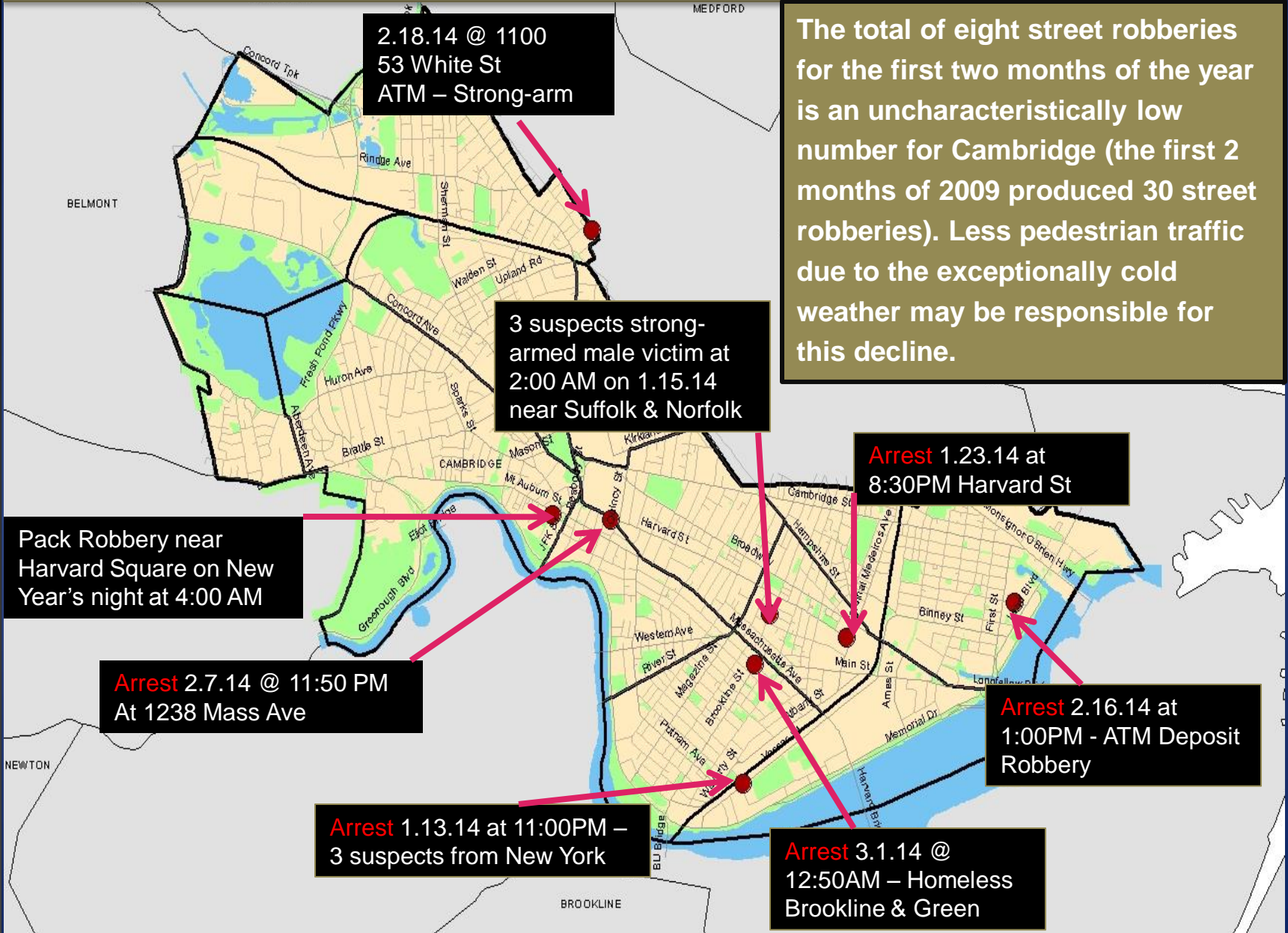




Street Robberies: 1.1.14 to 3.3.14

Cambridge Police BridgeStat

The total of eight street robberies for the first two months of the year is an uncharacteristically low number for Cambridge (the first 2 months of 2009 produced 30 street robberies). Less pedestrian traffic due to the exceptionally cold weather may be responsible for this decline.



2.18.14 @ 1100
53 White St
ATM – Strong-arm

3 suspects strong-armed male victim at 2:00 AM on 1.15.14 near Suffolk & Norfolk

Pack Robbery near Harvard Square on New Year's night at 4:00 AM

Arrest 2.7.14 @ 11:50 PM
At 1238 Mass Ave

Arrest 1.13.14 at 11:00PM –
3 suspects from New York

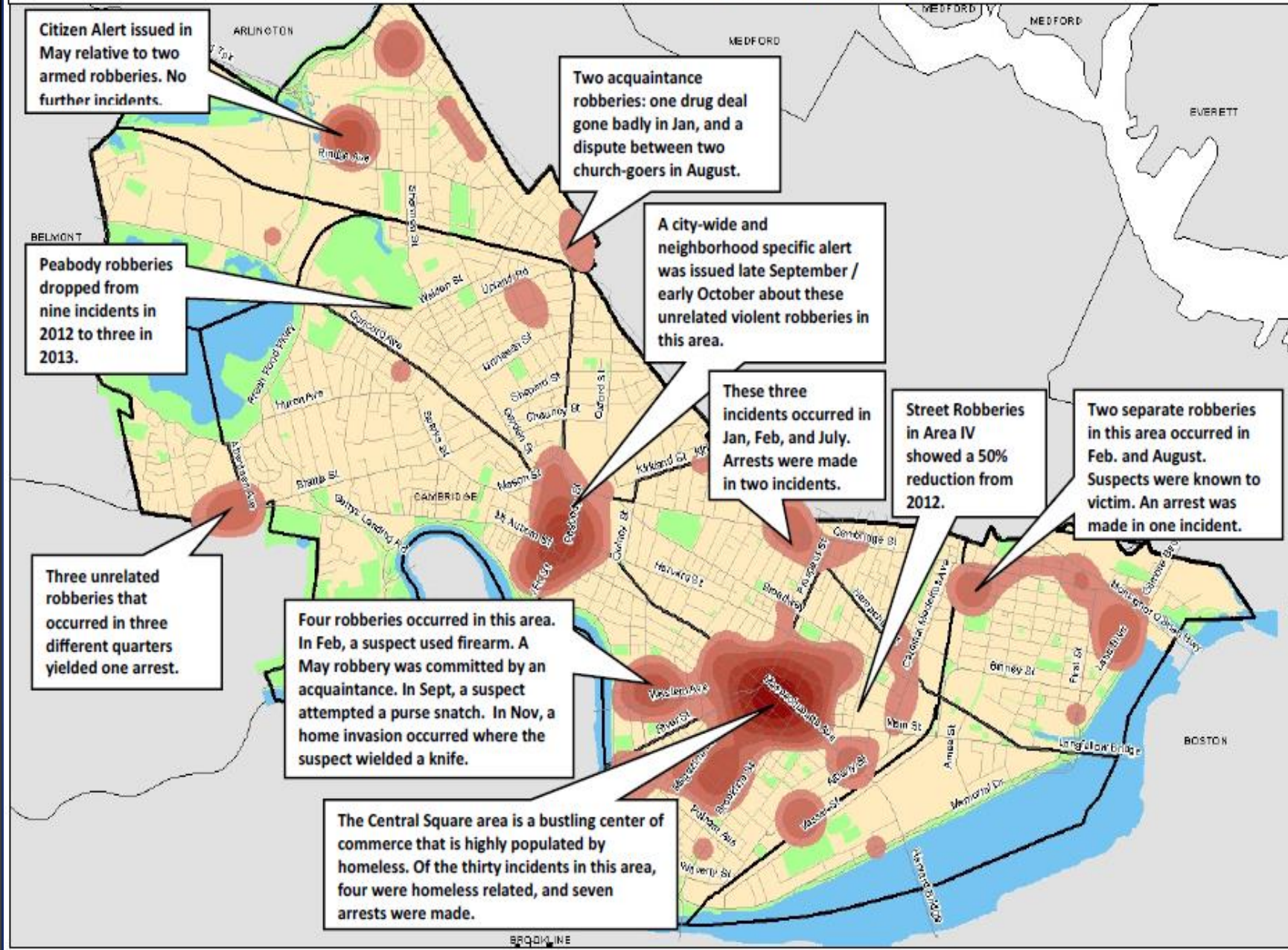
Arrest 2.23.14 at 8:30PM Harvard St

Arrest 2.16.14 at 1:00PM - ATM Deposit Robbery

Arrest 3.1.14 @ 12:50AM – Homeless Brookline & Green



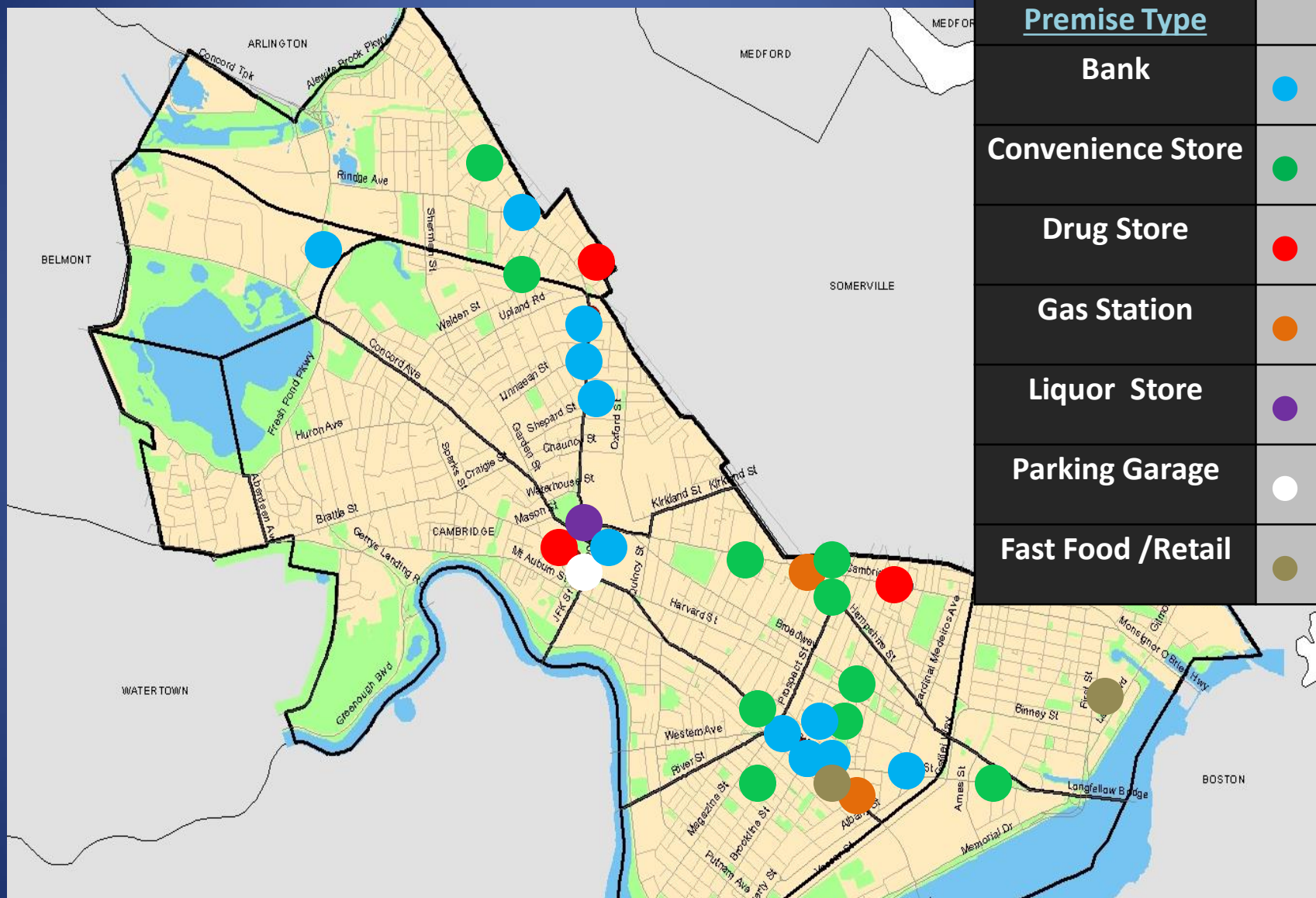
2013 Street Robbery Hotspot Map





Commercial Robberies by Premise Type in 2013 (Final)

Cambridge Police BridgeStat



February 2014

There have been 30 commercial robberies at: (11) banks, (10) convenience stores, (3) drug stores, (2) gas stations, a liquor store, a parking garage, a fast food chain, and a miscellaneous retail establishment in 2013



AGGRAVATED ASSAULT

No Patterns

- When compared to the first two months of 2013, the total of aggravated assaults this year remained unchanged with 28 incidents reported in both time frames. When measuring this violent index crime against the five-year average for this time period, there has been a decline of 15%, with five incidents below the projected average of 33 assaults.
- One of the more significant statistics related to the final serious crime numbers in Cambridge in 2013 was the notable decline in aggravated assaults of 28% from the 2012 total and 27% below the five-year weighted average. The majority of this drop was attributable to a sharp decrease in domestic violence.

Breakdown of Assault Classification types in 2014:

Type	Number	% of Total
Domestic	16	57%
Unprovoked	4	14%
Workplace	2	7%
Shop - Owner	2	7%

Percent Change

Last 4 Weeks

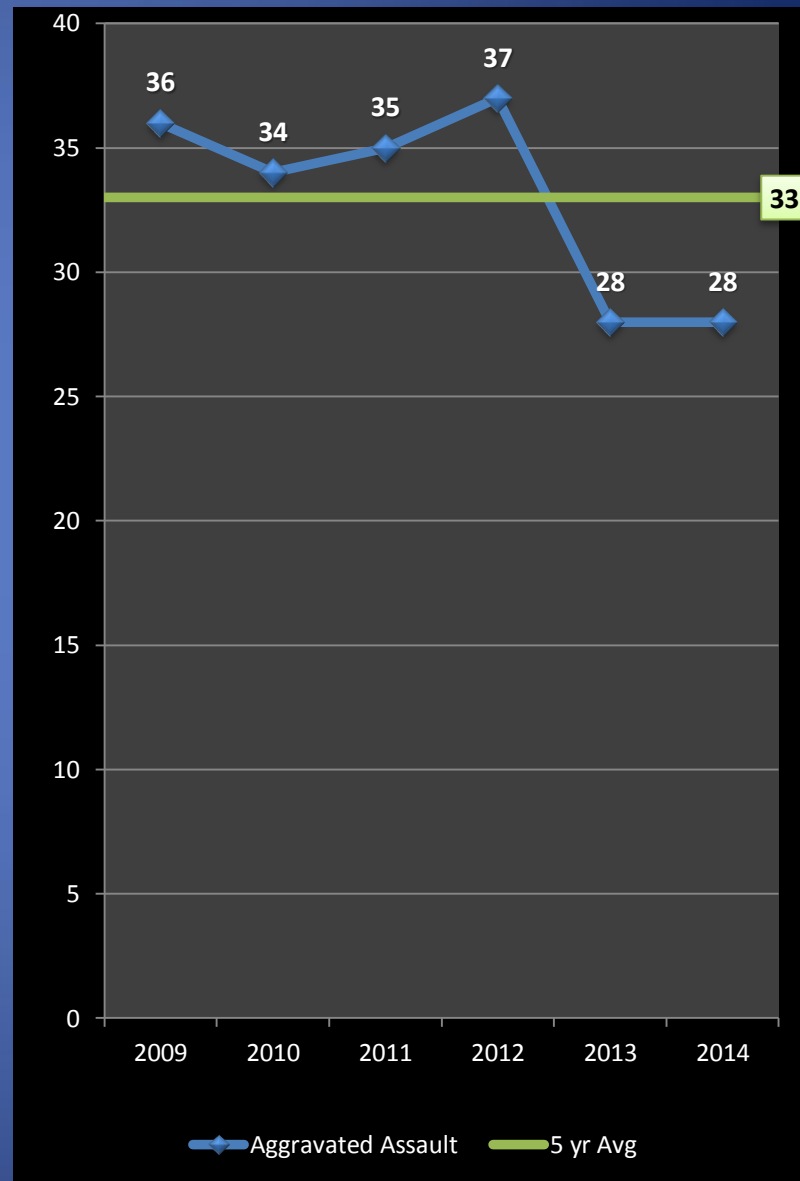
+8%

Previous Year

0%

5 Year Average

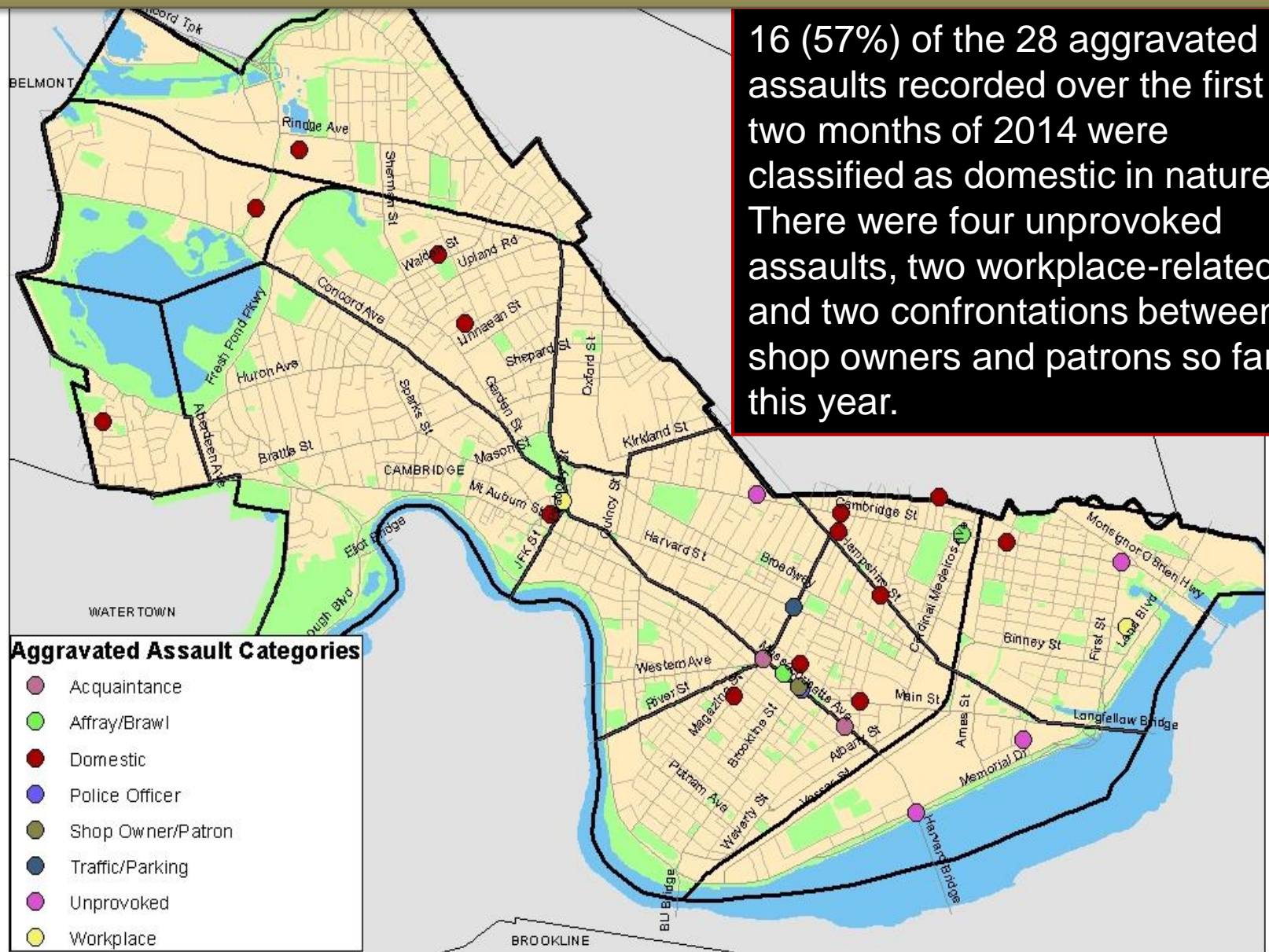
-15%





Aggravated Assaults: 1.1.14 to 3.3.14

Cambridge Police BridgeStat



16 (57%) of the 28 aggravated assaults recorded over the first two months of 2014 were classified as domestic in nature. There were four unprovoked assaults, two workplace-related and two confrontations between shop owners and patrons so far this year.



Aggravated assaults by neighborhood in 2013

All 13 neighborhoods in Cambridge recorded declines in aggravated assaults in 2013 when measured against the 5-year average for this violent crime type.

Neighborhood	5-Yr. Avg.	2012	2013	% chg. from Avg.	Population	2013 Rate/100K
East Cambridge	26	28	18	-31%	9234	19
MIT	3	3	2	-33%	5057	4
Inman/Harrington	31	26	21	-32%	6516	32
Area 4	36	32	32	-11%	6792	47
Cambridgeport	44	47	32	-27%	12220	26
Mid-Cambridge	23	30	16	-30%	12991	12
Riverside	27	25	17	-37%	12695	13
Agassiz	5	1	1	-80%	4977	2
Peabody	10	11	9	-10%	11399	8
West Cambridge	19	20	18	-5%	8023	22
North Cambridge	27	30	21	-22%	11908	18
Cambridge Highlands	3	4	1	-67%	832	12
Strawberry Hill	5	5	1	-80%	2518	4
Total	259	262	189	-27%	105,162	18



Burglary

No Patterns

Percent Change

Last 4 Weeks

Previous Year

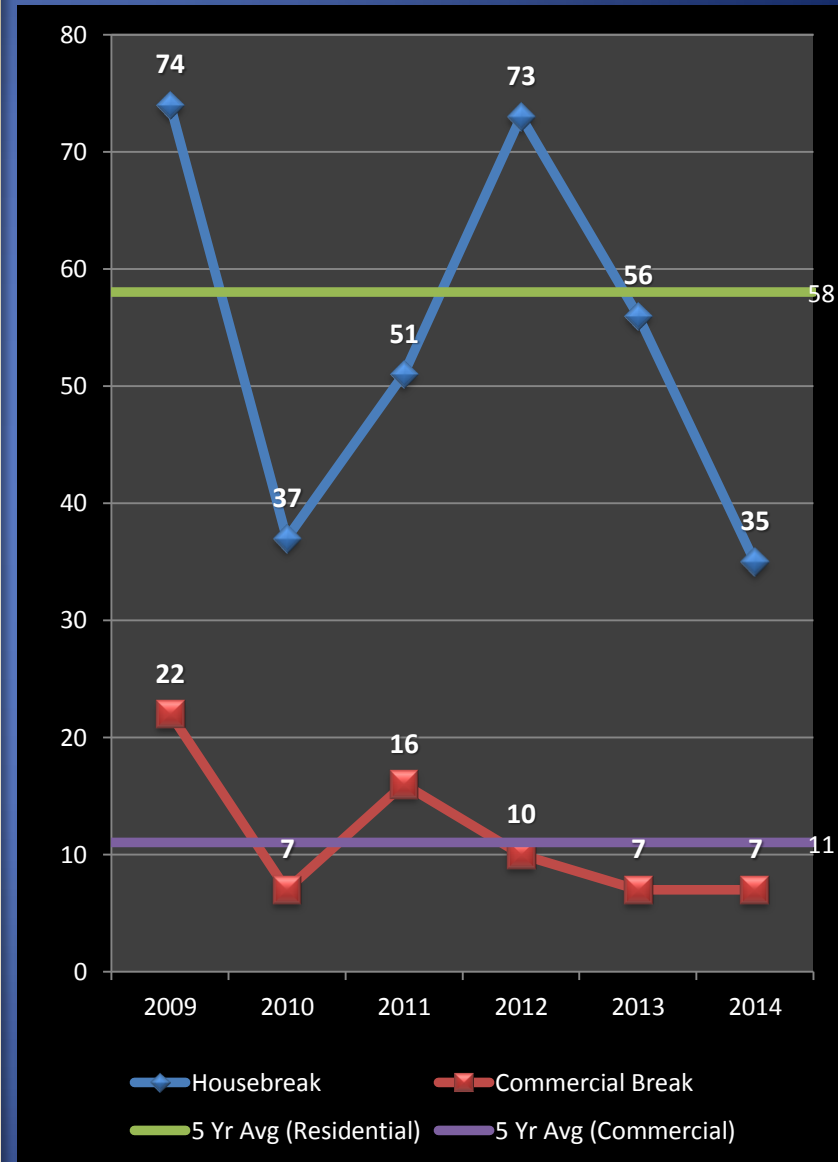
5 Year Average

-56%

-33%

-39%

- Total burglary, the combination of residential and commercial burglary, is down 39% when compared to the five-year average, with 27 fewer incidents than the projected total of 69 crimes, and down 33% when compared with last year's total with 21 fewer burglaries reported.
- Commercial burglary remained unchanged with seven incidents reported during the first two months of both 2013 and 2014. When measured against the five-year average, a 36% reduction is revealed with four less crimes than the eleven projected for this time frame. There have been no commercial break patterns identified so far in 2014.
- Analysis of housebreak activity in Cambridge for the first eight weeks of 2014 indicates a 38% reduction (21 fewer breaks) than in 2013 and a 40% decline below the 5-year projected average of 58 housebreaks. One pattern has been identified so far in 2013, a sporadic series of daytime housebreaks in the neighborhoods of Central Square.





Housebreaks: 1.1.14 to 3.3.14

Analysis of housebreak activity in Cambridge for the first eight weeks of 2014 indicates a 38% reduction (21 fewer breaks) than in 2013 and a 40% decline below the 5-year projected average.

Cambridge Police BridgeStat

BELMONT

CHELSEA

CHELSEA

Late night breaks on Brewer, Craigie, & Berkeley between 1.6.14 and 1.14.14 – may have been related to past pattern in this area. One unrelated incident in the past 6 weeks

Three housebreaks along Harvard Street in the middle of January – one unrelated break at the end of February

WATERTOWN

NEWTON

BOSTON

Daytime housebreak pattern in the Central Square neighborhoods was identified in the first week of February. Incidents are between the hours of noon and 6:00PM where front doors are being forced and laptops and jewelry are the targets. Very sporadic activity over the past 3 weeks, though the pattern is still considered active. Extra patrols have been allocated to this area.

February 2014



LARCENY

Continuing Pattern

Percent Change

Last 4 Weeks

-12%

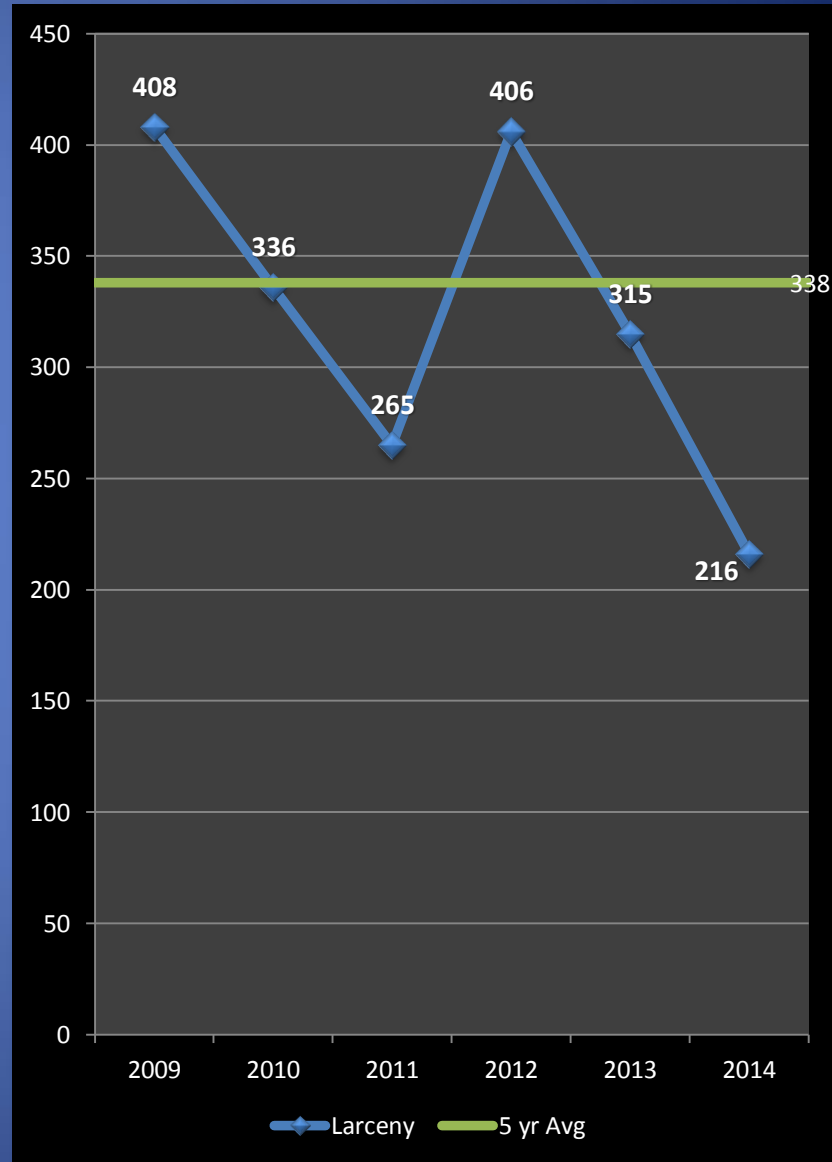
Previous Year

-31%

5 Year Average

-36%

- Overall, **larceny through the first two months of 2014 has decreased by 31%** when compared with the same time frame in 2013 and is also down 36% when measured against the five-year weighted average.
- **Larcenies from motor vehicles are down 48% year-to-date** when compared with the same time frame in 2013. Part of this difference is likely due to the cold and snowy weather we have seen all winter. LMVs dropped 9 incidents from 25 in Jan. to 16 in Feb. The current LMV problem spot is Cambridgeport.
- **Larcenies from persons year-to-date in 2014 have registered 35% below the level reported during the this time in 2013**, with 16 fewer incidents compared to last year and 20 below the five-year average of 50 incidents.
- **There have been 51 larcenies from buildings reported citywide through the first two months of 2014.** This total is 25 crimes (33%) below the number reported during this time frame in 2013 and 18 thefts (26%) below the five-year average. There are no patterns of this activity anywhere in Cambridge at the present time.
- Thus far in 2014, there have only been **6 bike thefts reported**, which is 10 incidents (63%) below the total reported during this time frame in 2013 and 9 below the five-year average. This decrease is likely due to the exceptionally wintry weather over the past two months. Bike thefts reported this month were reported in Mid-Cambridge (2) and North Cambridge.





LARCENY: *From MVs*

Sporadic Pattern

- Larcenies from MVs **are down 48% year-to-date through March 3rd, 2014**, when compared with the same time frame in 2013. There have been 44 fewer thefts reported so far this year. This crime has also **fallen 53%** when measured against the five-year average, with **54 fewer incidents** than the projected total of 102 thefts.
- This index crime dropped by nine incidents, or 36%, from January to February. LMVs decreased from 25 thefts last month to 16 this month.
- Thefts from unlocked vehicles are still occurring in Cambridgeport / Riverside, but at a slower rate than in the fall of 2013. However, this is still the hotspot area for the city this year. Incidents picked up in mid-January and continued sporadically throughout February. Incidents are occurring most often overnight on Monday into Tuesday and Friday into Saturday. Two-thirds of the involved vehicles have been unlocked at the times of the breaks. Electronics and loose change are the main targets.

Percent Change

Last 4 Weeks

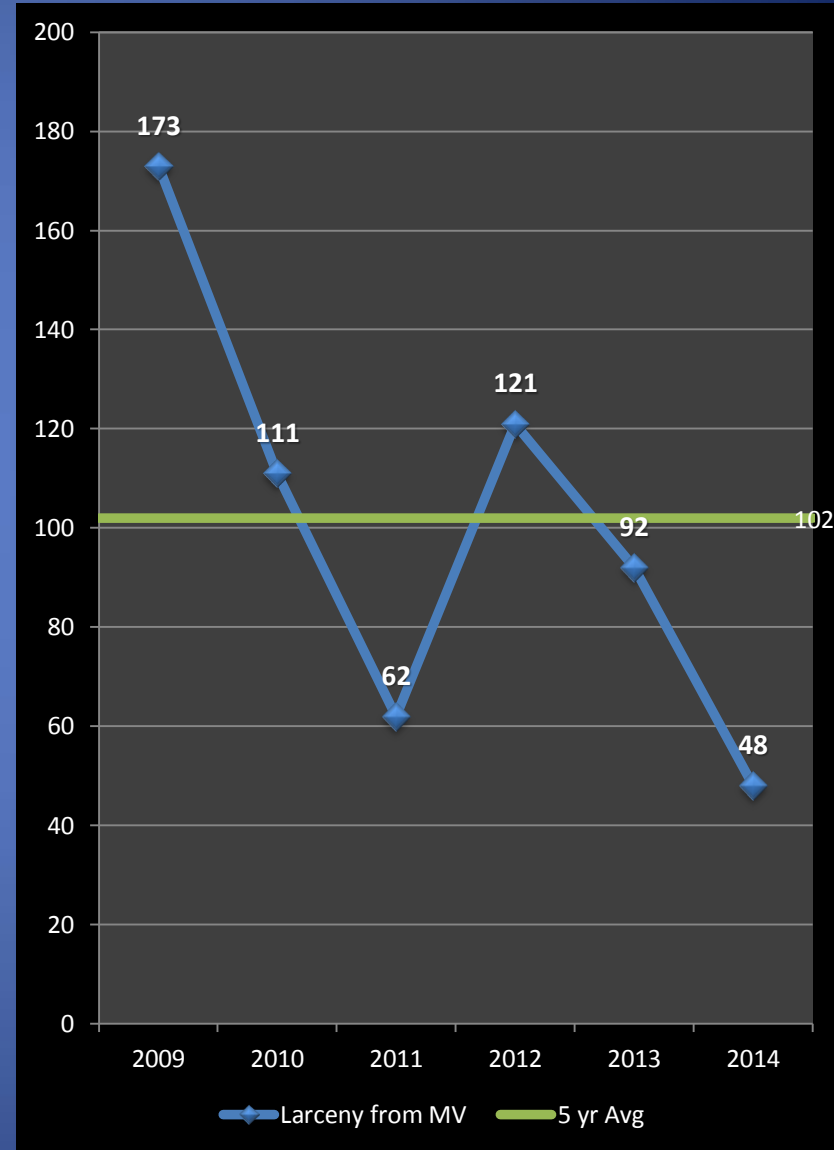
-36%

Previous Year

-48%

5 Year Average

-53%





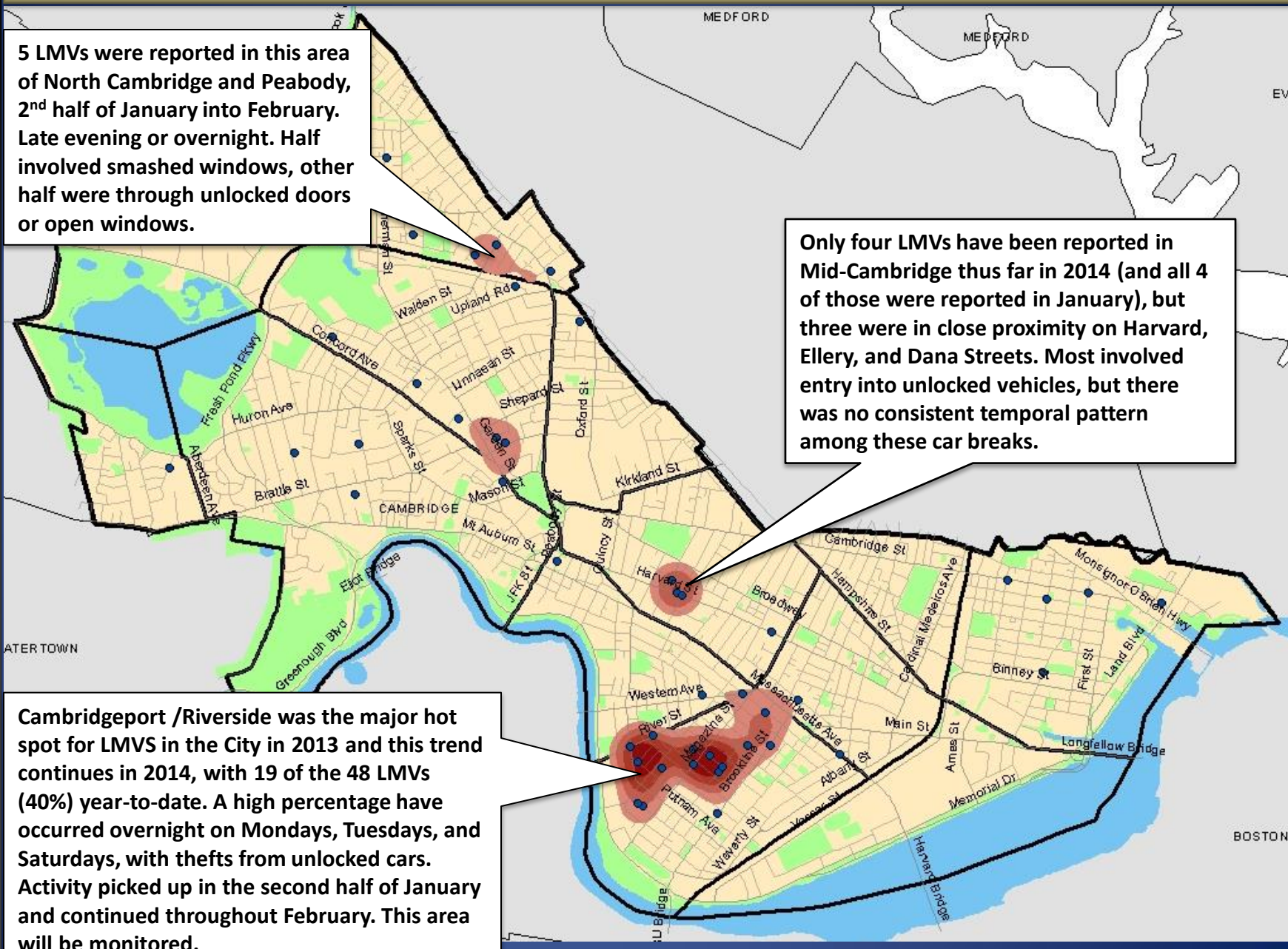
Larceny from MVs: 1.1.14 to 3.3.14

Cambridge Police BridgeStat

5 LMVs were reported in this area of North Cambridge and Peabody, 2nd half of January into February. Late evening or overnight. Half involved smashed windows, other half were through unlocked doors or open windows.

Only four LMVs have been reported in Mid-Cambridge thus far in 2014 (and all 4 of those were reported in January), but three were in close proximity on Harvard, Ellery, and Dana Streets. Most involved entry into unlocked vehicles, but there was no consistent temporal pattern among these car breaks.

Cambridgeport /Riverside was the major hot spot for LMVS in the City in 2013 and this trend continues in 2014, with 19 of the 48 LMVs (40%) year-to-date. A high percentage have occurred overnight on Mondays, Tuesdays, and Saturdays, with thefts from unlocked cars. Activity picked up in the second half of January and continued throughout February. This area will be monitored.





Larceny from Motor Vehicles

What can we do?

Police Response Strategy:

- Cambridge Police are focused on prevention of these crimes by increasing officer visibility in targeted areas.
- Citizens are encouraged to take the proper precautions to protect their vehicles and their belongings by doing everything possible to not make their vehicles easy targets.



Citizen Response Strategy:

- Citizens are asked to take the following precautions to protect themselves, their vehicles, and their belongings from theft:
 - Make sure all of your car doors are locked when you leave your vehicle.
 - Take extra care when out doing your shopping.
 - If you are **approached by a suspicious person** while you are in your vehicle, **sound your horn to attract attention.**
 - **NEVER LEAVE VALUABLES EXPOSED IN YOUR CAR.**
 - If you must leave packages or valuables in your car, **place them in the trunk of under a blanket to conceal them**
 - Visit our website for more tips to keep your vehicles and belongings at www.CambridgePolice.org/SafetyTips



LARCENY: *from Person*

No Patterns

Percent Change

Last 4 Weeks

Previous Year

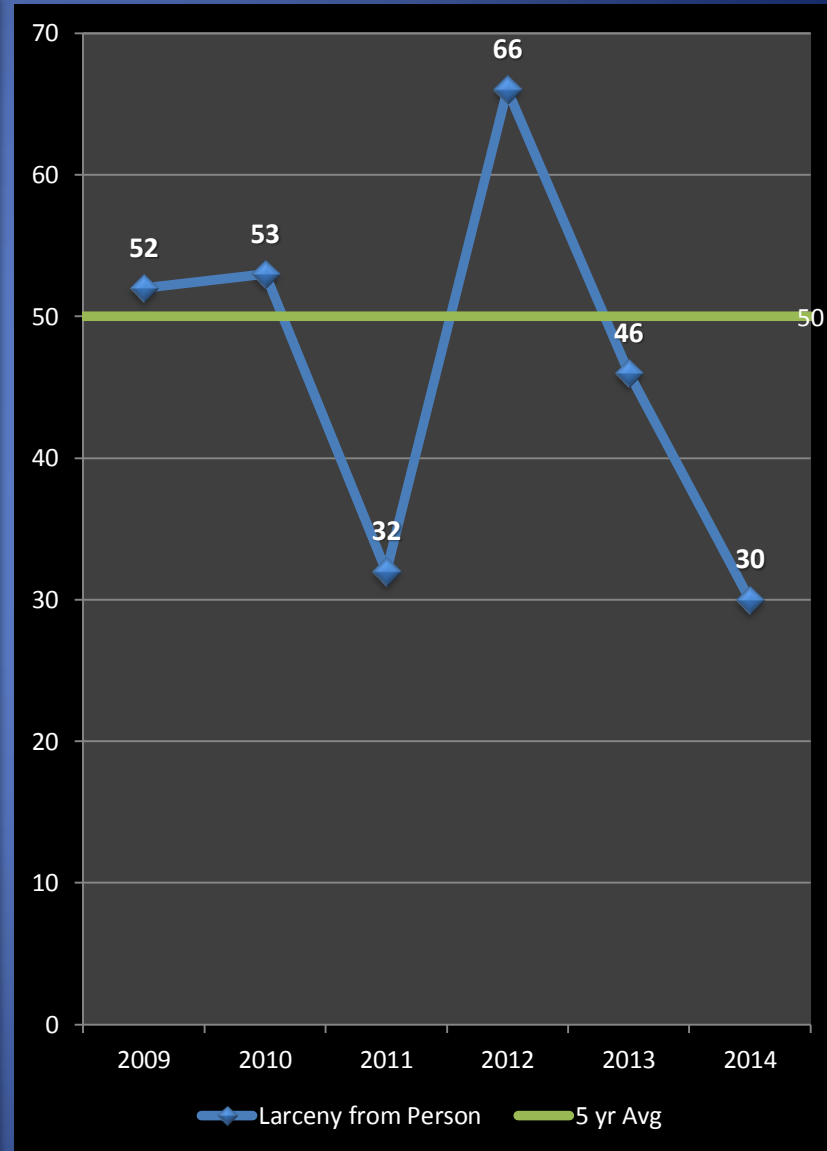
5 Year Average

-7%

-35%

-40%

- **Larcenies from the person are down 16 incidents (35%) through 3/3/14** when compared with the same time frame in 2013. The total of 30 incidents reported thus far in 2014 is 20 incidents (40%) below the five-year average of 50.
- Larcenies from the person citywide dropped by one incident from January (15 thefts) to February (14 thefts). There are no patterns at the present time.
- Between January 23 and 26, five thefts of purses, cell phones, and a wallet were reported at late-night shows between 10pm and 2am at the Middle East in Central Square. No new incidents have been reported since January 26.
- Often, much of the larceny from person activity is reported at the many bars and restaurants in Harvard Square (known as "dipper" activity). In February, there were three incidents of this nature reported in Harvard Square, two in Central Square, and two at the food court in the Galleria Mall.





LARCENY: of Bicycle

No Patterns

- There were only 3 bike thefts reported in January and another 3 in February. This total is 10 incidents below the total reported during this time frame in 2013 and 9 below the five-year average.
- Bike thefts stayed the same from January to February. As would be expected, both bike ridership and bike thefts are reduced with the cold and snowy weather. Only two neighborhoods had reported bike thefts this month: Mid-Cambridge and North Cambridge.
- Five of the six thefts reported this year involved bikes that were locked but left out in the open (locked to public bike racks, for example).
- **Breakdown by Neighborhood, year-to-date:**

Neighborhood	Total	% Citywide
Mid-Cambridge	2	33 %
West Cambridge	2	33 %
North Cambridge	1	17 %
Inman	1	17 %

Percent Change

Last 4 Weeks

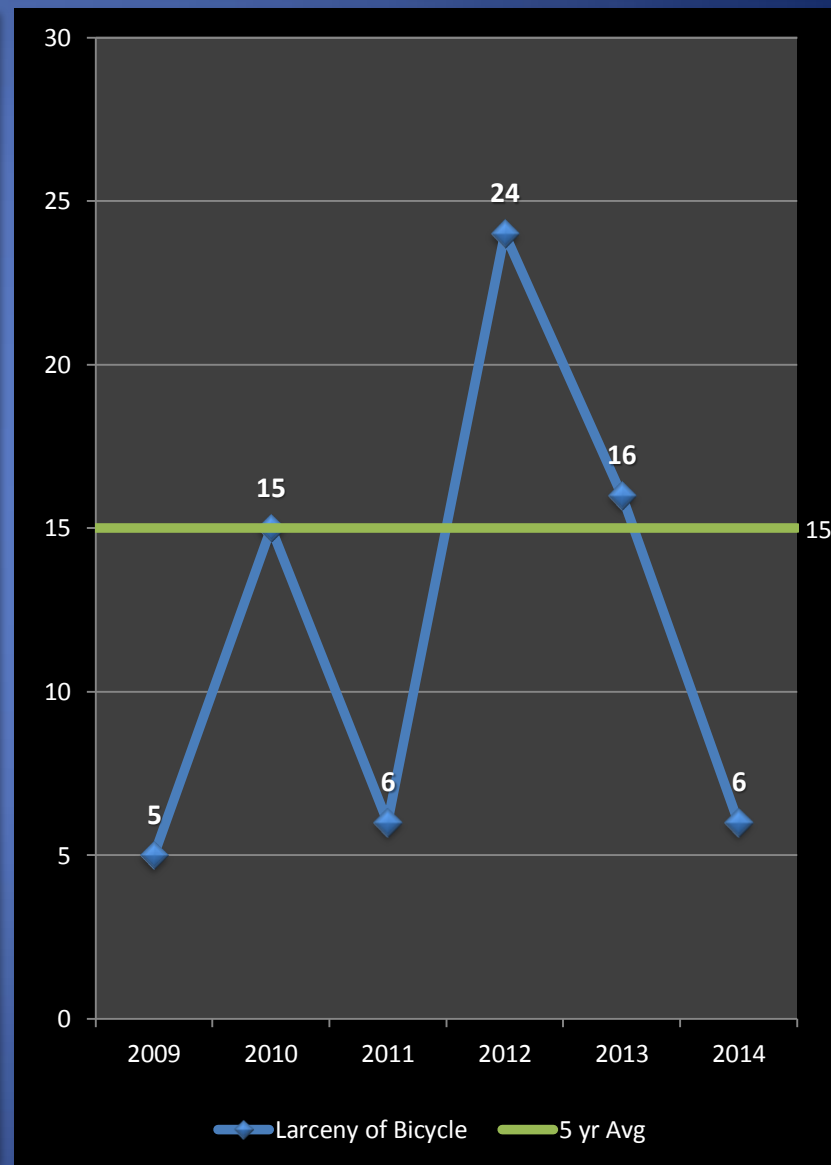
0%

Previous Year

-63%

5 Year Average

-60%





Larceny of Bicycles:

What Can We Do?

Police Response Strategy:

- Bicyclists stopped for infractions will be reminded to use lights when biking at night, wear helmets under the age of 16, and other safety tips to promote safer biking in the city.



Citizen Response Strategy:

- Bicyclist are encouraged to record their bike's serial number as well as take a picture of their bike to provide to police in the event that it is lost or stolen.
- For information on bicycle safety, visit: www.CambridgePolice.org/CommunityResources.
 - Click on the "Bicycle Safety and Registration" link.
- Stores should be vigilant in recording serial numbers and customer information on sales.
- Universities should encourage students to register their bikes and distribute information on the correct locking procedures.



AUTO THEFT

No Patterns

Percent Change

Last 4 Weeks

+267%

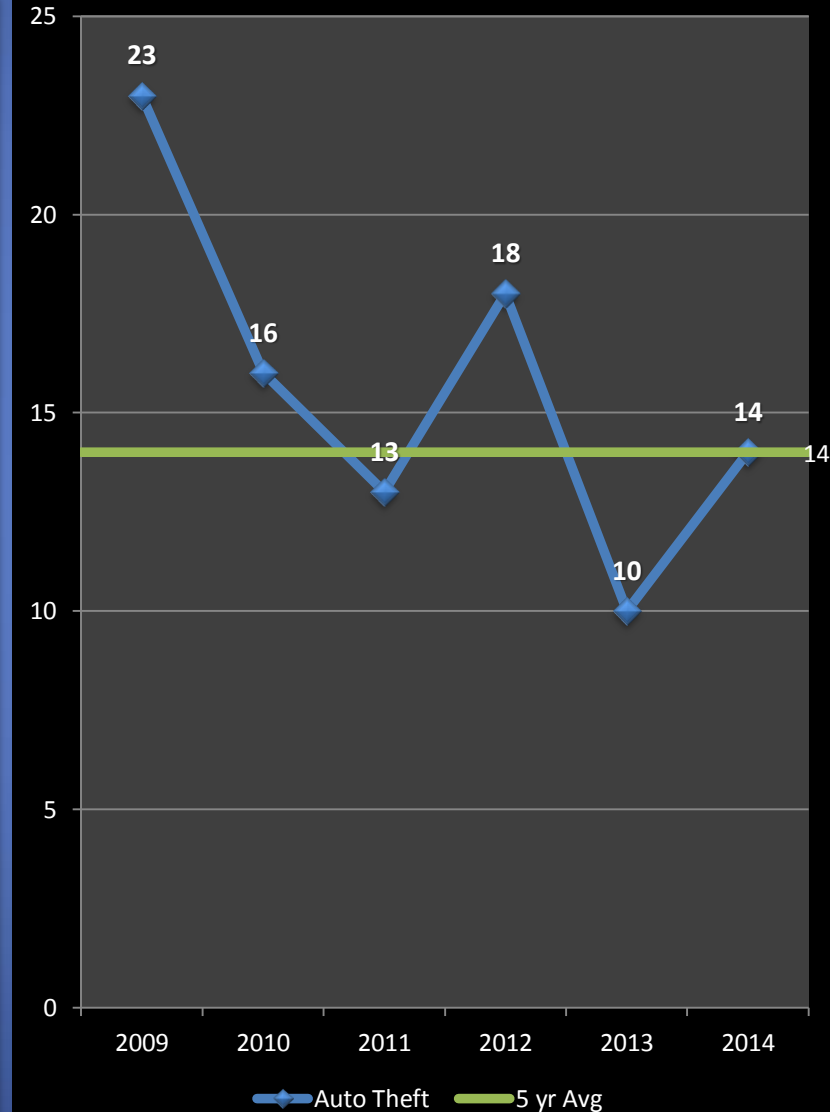
Previous Year

+40%

5 Year Average

0%

- The projected five-year weighted average for auto thefts after the first two months of the year is 14 and thus far we are right in line with this. However, in 2014, with 14 thefts year-to-date, we are seeing a sizeable increase from 2013 (up 40%).
- The four-week change is showing a large increase of 267% from January to February, as auto thefts have increased from 3 to 11 incidents.
- Since the beginning of the year, thefts have been reported in Agassiz, Area 4 (3), East Cambridge (2), Inman (2), Mid Cambridge (3), Riverside, and West Cambridge (2). There are no patterns at the current time.
- Year-to-date, four or 29% of the stolen motor vehicles have been recovered.
- In 2013, we ended the year with the lowest reported number of autos thefts ever recorded in Cambridge at 106.





Local & Regional Increase in Heroin Overdoses

Massachusetts State Police recently reported that at least 185 people have died from heroin overdoses statewide in the last four months. This number does not include figures from Boston, Springfield, or Worcester, as they handle their own death investigations. Similar increases have been reported in other states as well.

One possible explanation for the increase in fatal overdoses is that the heroin may be cut with Fentanyl, a synthetic drug that increases heroin's toxicity.

Mirroring the statewide trend, Cambridge has also seen an increase in heroin overdoses and deaths this year. Through early March 2014, there have been 24 overdoses reported to Cambridge Police, 14 of which involved heroin. Two of those have been fatal. Through this time in 2013, only 17 overdoses had been reported, and of those, only 3 involved heroin and none were fatal.



Help Prevent Crime

And keep yourself informed!

To receive information from the CPD:

- Sign up with for the **Cambridge Alert Network**, to receive alerts about emerging crime patterns, neighborhood meetings, and crime prevention tips, by visiting www.CambridgeMa.gov/AlertNetwork.
- “Like” the Cambridge Police Department on Facebook at www.facebook.com/CambridgePolice
- Follow [@CambridgePolice](https://twitter.com/CambridgePolice) on Twitter.
- Visit our website at www.CambridgePolice.org for valuable information and reports including the Daily Log and BridgeStat, which is published on the first Friday of every month.
- Download our new “MyPD” smartphone app at www.CambridgePolice.org/MyPD.

To Share Information with the CPD:

- Call our Non-Emergency Telephone Number at **617-349-3300**.
 - Every call for service generates a police response, so help drive our resources by reporting things that seem suspicious or out of the ordinary.
- Send an Anonymous TEXT-A-TIP:
 - Send an ANONYMOUS text message to **Tip411 (847411)**. Begin your message with Tip650 and then type your message. You will receive a response from the Cambridge Police with the option to continue communicating. Please remember that this is not a replacement for 9-1-1. **If you witness an emergency situation, please call 9-1-1 immediately.**
- Send an Anonymous Crime Tip E-Mail at www.CambridgePolice.org/Tips



Questions?

- The “2013 Crime Snapshot” has been released on our website, available at <http://www.cambridgema.gov/cpd/newsandalerts.aspx>
- The complete 2012 Cambridge Police Annual Crime Report is available on our website at www.CambridgePolice.org. The 2013 Annual Crime Report will be released later this winter.
- We welcome all questions, comments, and suggestions.
- Please direct your feedback to: BridgeStat@CambridgePolice.org.
- To review previous editions of BridgeStat, visit our website at www.CambridgePolice.org/BridgeStat.