

September 3, 2020

FY21 Project Requests

COMMUNITY PRESERVATION ACT COMMITTEE
CITY OF CAMBRIDGE



Table of Contents

Community Preservation Act: History & Overview	3
CPA Committee Process	4
CPA Fund Allocations & Appropriations: FY02-20 Summary.....	5
Affordable Housing.....	6
COVID-19 Housing Stabilization Program.....	6
Maximizing Affordable Housing Support	6
Historic Preservation	8
Preservation Grants.....	8
Open Space.....	9
FY21 Project Requests	11
Overview & Eligibility.....	11
Affordable Housing.....	12
Continued Need.....	12
Recently Completed Developments	13
Current Developments	13
HomeBridge: Homebuyer Assistance Program	14
Historic Preservation	15
93-99 Bishop Allen Drive Restoration.....	16
City Hall, Council Chamber Restoration	16
City Hall, Flagpole	17
Digitizing Architectural Survey, Phase III	17
Foundry, Masonry Restoration.....	18
Foundry, Women’s History Project	18
Golf Course Clubhouse Restoration	18
Preservation Grants.....	19
Open Space.....	20
Linear Park Design	21
Magazine Beach, Sunken Parking Lot Removal & Grassy Beach Creation	21
Peabody School Playground	22
Sennott Park	22
Appendix.....	23

Appendix A: Public Comment Summary 23

Appendix B: CPA Fund Allocations & Appropriations FY02-20 Detail 25

 Affordable Housing..... 25

 Historic Preservation 27

 Open Space..... 38

Appendix C: CPA Reserve Fund Allocations..... 44

Appendix D: Non-CPA Open Space Funding 47

Community Preservation Act: History & Overview

Funding provided for:

- Affordable Housing
- Historic Preservation
- Open Space

The Community Preservation Act (CPA) was created in 2000 by state law (G.L. c. 44B) to help cities and towns preserve the character of their communities. In 2001, Cambridge residents voted to adopt the CPA locally, which allowed the City to implement a 3% surcharge on Property Tax bills (with certain residential exemptions) to fund affordable housing, historic preservation, and open space initiatives.

The Commonwealth of Massachusetts provides matching funds in addition to those raised locally by the surcharge. The percentage of the state match varies from year to year, depending on two factors: the amount of fees paid at Registries of Deeds throughout the state, and the number of communities that have adopted the CPA locally (thereby receiving a share of the state match). CPA revenues are maintained in a dedicated City account – the CPA Fund.

Each year, the City is required to spend at least 10% of its annual CPA revenues on each CPA category – affordable housing, historic preservation, and open space. The remaining percentage can be used towards any of the three funding categories. In July 2012, the state statute was amended to allow greater flexibility in the use of CPA open space funds. Open space funds may also go toward active and passive recreational uses such as parks, playgrounds, community gardens and athletic fields.

The CPA process is overseen by the Community Preservation Act Committee. The Committee is a nine-member public body, responsible for evaluating the City's community preservation needs. The Committee receives input from the public and city staff and makes funding recommendations to the City Manager and City Council.

CPA Committee Process

Each year, the CPA Committee holds a series of public meetings on potential projects and the percentage of funds that should be dedicated to each CPA category.

- **Hearing on COVID-19 Housing Stabilization Program & FY21 Organizing Meeting – June 10, 2020**

The Committee voted to recommend the allocation of \$1,000,000 from the CPA Fund Balance (not FY21 funding) to the City's Covid-19 Housing Stabilization Program. The Committee also set its schedule, presented CPA background and process, and discussed the FY21 funding estimate.

- **Hearing on FY21 Project Recommendations – July 1, 2020**

The Committee received project recommendations from the public and city staff.

- **Hearing on FY21 Allocation Percentages – August 5, 2020**

The Committee received input on the funding allocation percentages for affordable housing, historic preservation, and open space.

- **FY21 Project and Allocation Vote Meeting – September 9, 2020**

The Committee votes to recommend the funding allocation percentages and certain projects for FY21 CPA funding.

The CPA Committee's recommendations will be presented, through the City Manager, to the City Council. The Committee plans to submit its recommendations for consideration at the September 14, 2020 City Council meeting.

CPA Fund Allocations & Appropriations: FY02-20 Summary

In each fiscal year, CPA funds are appropriated and allocated from three distinct sources: (1) CPA Local Funds generated by the 3% Property Tax bill surcharge; (2) State Match revenues generated by the Commonwealth’s matching funds; and (3) the CPA Fund Balance, made up of monies in the CPA Fund not appropriated in earlier fiscal years.

Anticipated FY21 CPA Appropriations and Allocations

\$15,330,000

Local	State Match	CPA Fund Balance
\$10,500,000	\$2,720,000	\$2,110,000*

*Includes \$10,000 appropriation for Community Preservation Coalition Membership

A percentage of the funds from each source is in turn dedicated to one of three CPA funding categories: Affordable Housing, Historic Preservation or Open Space. Each category must receive at least 10% of the CPA funds each year. Funds dedicated to Affordable Housing are transferred to the Affordable Housing Trust, while funds dedicated to Historic Preservation and Open Space typically go toward specific projects. A summary of the allocations and appropriations from each funding source, and to each funding category, is below.

CPA Fund Allocations and Appropriations by Source: FY02-FY20

	FY02-20 Local Funds	FY02-20 State Match	CPA Fund Balance	FY02-20 Total Amount Allocated/ Appropriated All Sources
Affordable Housing Trust	\$102,520,000	\$42,148,000	\$21,340,000	\$166,008,000
Historic Preservation	\$12,815,000	\$5,268,500	\$2,542,500	\$20,626,000
Open Space	\$12,815,000	\$5,268,500	\$2,542,500	\$20,626,000
Total:	\$128,150,000	\$52,685,000	\$26,425,000	\$207,260,000

Affordable Housing

Funds dedicated to Affordable Housing initiatives are typically transferred to the Affordable Housing Trust rather than being allocated to a particular project by the CPA Committee. The Trust leverages its expertise to direct CPA funds to a variety of critical affordable housing initiatives throughout the City.

Affordable Housing Trust	
CPA Fund Allocations & Appropriations FY02-20	\$166,008,000*
CPA Funded Affordable Housing Initiatives	
Preservation of Affordable Housing	1,000 units
Acquisition/Creation of Rental Units	638 units
First-Time Homebuyer Units	168 units
Total	1,806 units

*Includes \$1,000,000 appropriated to the City of Cambridge COVID-19 Housing Stabilization Program.

COVID-19 Housing Stabilization Program

In June 2020, in recognition of the devastating effects of the COVID-19 pandemic, the CPA Committee recommended \$1,000,000 in one-time, direct funding for a new COVID-19 Housing Stabilization Program. This short-term financial assistance program is administered jointly by the City Manager’s Office through the Office of the Housing Liaison, the Department of Human Services Programs through the Multi-Service Center, and the Community Development Department.

Maximizing Affordable Housing Support

CPA funds provide more than a one-time direct appropriation; CPA funds committed to affordable housing have leveraged more than **\$500 million** from other public and private sources in FY02-20.

CPA funds are the most important source of funding for the Affordable Housing Trust. Similar to last year, as part of the FY21 Budget, the City committed to 25% of budgeted building permit revenue (\$4,998,630) in capital funding to the Affordable Housing Trust. In addition, in FY21, \$10 million of property tax revenue will be used to provide funding to the Affordable Housing Trust. This totals \$14,998,630 in the FY21 Capital Budget to directly support the development and preservation of affordable housing. These funds will supplement FY21 Community Preservation Act (CPA) funds as well as federal funding. Through these combined sources, if 80% of CPA funds are allocated to the Affordable Housing Trust in FY21 the City will reach its goal of doubling the amount of funds dedicated to creating and preserving affordable housing to \$27,254,630 from FY19 (\$13,626,000) within 3-5 years.

Non-CPA City Support for Affordable Housing Trust

Building Permit Revenue Allocation (FY18-21**)	\$15,973,630
Property Tax Revenue Allocation (FY20-21)	\$15,000,000
Free Cash (FY20)***	\$15,000,000
Total	\$45,973,630

** The City's Operating and Capital Budgets for FY21 were adopted on June 15, 2020.

*** One-time appropriation in March 2020 funding preservation of Fresh Pond Apts.

Historic Preservation

The Historical Commission oversees historic preservation efforts in the City and works to preserve the integrity of Cambridge's varied historical resources. Preservation efforts have included restoring historic buildings, maintaining historic cemeteries, and digitizing records and archives.

Historic Preservation	
CPA Fund Allocations & Appropriations FY02-20	\$20,626,000

Preservation Grants

A large portion of CPA funding for historic preservation is disseminated through the City's Preservation Grants program. The program makes grants available in two categories: Affordable Housing Preservation Grants and Institutional (Non-profit) Preservation Grants.

Since 1975, the program has supported affordable housing agencies in the exterior restoration of their significant properties. Until 2003, when CPA funds became available, small grants were available from Community Development Block Grants.

Affordable Housing Preservation Grants

- Low- to moderate-income homeowners may apply for funds to restore exterior features that contribute to the building's original appearance.
- The program offers up to \$30,000 (and 50% matching funds up to \$50,000) to eligible homeowners and up to \$50,000 (plus 50% matching funds for certain costs) to affordable housing agencies. Grants to homeowners are administered by two local non-profit organizations that operate broader Home Improvement Programs for income-eligible homeowners.
- 97 Affordable Housing Preservation Grants have been awarded since FY03; 80 projects have been completed and 17 are under construction or cleared to proceed.

Institutional Preservation Grants

- Many non-profits, including churches and community groups, own deteriorating historic buildings. These organizations may apply for funds to rehabilitate or restore such buildings.
- The Institutional Preservation Grant program offers up to \$50,000 (and 50% matching funds up to \$100,000) for overall exterior preservation, code compliance, and accessibility projects where historic fabric is directly involved.
- 115 Institutional Preservation Grants have been awarded since FY05; 103 projects have been completed and 12 are under construction or cleared to proceed.

Open Space

Cambridge has a variety of public open spaces, from its major natural resource areas such as the Charles River, Alewife Brook, and Fresh Pond Reservation, to the neighborhood parks and playgrounds embedded across the City. CPA funds have been used to increase the amount of open space – by acquiring land or converting property – and to improve existing open space resources. Efforts have included playground redevelopment and watershed protection.

Open Space	
CPA Fund Allocations & Appropriations FY02-20	\$20,626,000

Many open space improvements in Cambridge are realized through larger capital development. Open space projects are therefore regularly funded through revenue sources other than CPA funds, including Property Taxes, Water Service Charges, and Bond Proceeds. From FY2011 through FY2020, open space projects received **\$52,186,000** in funding from non-CPA Fund sources.

Recent CPA-funded projects include:



Amigos School Playground Renovation



Fresh Pond Community Garden



Old Burying Ground in Harvard Square – Tomb Repointing (left) & Headstone Mending (right)

FY21 Project Requests

Overview & Eligibility

The CPA Committee received many requests for FY21 funding. Project requests and related public comment were submitted in various ways: at public meetings, via email and through an online project request form. Requests came from city staff, non-profit organizations, and individual members of the public. Summaries of eligible FY21 project requests received by the CPA Committee are presented by funding category.

What Projects are Eligible for CPA Funding?

State law directs, and restricts, the ways in which CPA funds may be spent. Within each CPA category, there are certain eligibility requirements. Funds can be used for the following projects, by category:

Affordable Housing

- Acquire
- Create
- Preserve
- Support
- Rehabilitate/Restore

Historic Preservation

- Acquire
- Preserve
- Rehabilitate/Restore

Open Space

- Acquire
- Create
- Preserve
- Rehabilitate/Restore
 - For open space acquired or created with CPA funds.
 - For capital improvements to certain recreational facilities.

Affordable Housing

Where CPA funds for affordable housing typically go directly to the Affordable Housing Trust rather than to specific housing initiatives, this summary information includes current statistics and ongoing projects affecting affordable housing in Cambridge.

Continued Need

Recently Completed CPA-funded Affordable Housing

More than 2,600 applications were received for 98 affordable rental units at the most recently completed development in the City – Finch Cambridge, also known as Concord Highlands.

Affordability Restrictions & Waiting Lists

There are 504 units facing expiring affordability restrictions before December 31, 2020. The Affordable Housing Trust has committed funds to preserve these units, and preservation should be completed in the coming months.

Current Cambridge Housing Authority (CHA) waiting list:

- The CHA has over 20,500 distinct households on its waiting list. More than 7,000 of these households indicate that they currently live or work in Cambridge.

Current Community Development Department (CDD) applicant pools:

- Rental Housing – The CDD Rental Applicant Pool has more than 3,800 applicants for affordable rental housing, including more than 815 Cambridge residents.
- Homeownership – The CDD Homeownership Resale Pool has more than 550 applicants looking to purchase an affordable unit when the current owner decides to sell, including more than 400 Cambridge residents.

In 2019, the median market price for a condominium in Cambridge was more than \$760,000. Without a significant down payment, purchasing a condominium at this price would require an income of more than \$160,000 per year.

Spring 2020 Median Market Asking Rents

- 1-bedroom \$ 2,550
- 2-bedroom \$ 3,100
- 3-bedroom \$ 3,500

Two people earning Cambridge's living wage would each have to work 74 hours per week to afford a monthly rent of \$3,100 for a two-bedroom apartment.

Recently Completed Developments

Finch Cambridge/Concord Highlands



In July 2020, Homeowner's Rehab, Inc. (HRI) completed Finch Cambridge (aka Concord Highlands), a new, 98-unit affordable rental development in the Cambridge Highlands area. Residents are now moving into the mixed-income building which meets the highest standards of energy efficiency and sustainability. More than 2,600 applications were submitted for units that are affordable to low-, moderate-, and middle-income households.

Current Developments

Frost Terrace



Frost Terrace will create 40 affordable rental units in the heart of Porter Square. The development will preserve three existing houses on the site, including the full restoration of the historic building at 1791 Mass. Ave., as well as adding a new building. The units will be affordable in perpetuity, with all units restricted to low- and moderate-income households. The majority of the units will be family-sized, and the project will feature an indoor play space. The design will focus on sustainability, including energy-efficient fixtures and systems. Construction will be completed in early 2021.

Rindge Commons



Just-A-Start Corporation is advancing plans to build more than 100 new affordable rental units as part of their Rindge Commons development in North Cambridge. New units will be built in two phases, with the funding for development of the first phase now being secured. The first phase will include 24 affordable units along with 42,000 square feet of space for early childhood education and Just-A-Start's training and job readiness programs.

HomeBridge: Homebuyer Assistance Program

First-Time Homebuyers can access funds to help them purchase homes on the market. HomeBridge offers income-eligible buyers up to 50% of the cost of buying a home on the market to make homeownership more affordable while expanding the City's stock of affordable homes. More than 110 buyers have purchased homes with City funding through HomeBridge and its predecessor programs.

Historic Preservation

FY21 CPA HISTORIC PRESERVATION REQUESTS		
Project Summary	Amount	Project Requestor
93-99 Bishop Allen Drive Restoration	\$330,000	Cambridge Redevelopment Authority
City Hall, Council Chamber Restoration	\$300,000	Department of Public Works
City Hall, Flagpole	\$50,000	Department of Public Works
Digitizing Architectural Survey, Phase III	\$65,000	Historical Commission
Foundry, Masonry Restoration	\$1,000,000	Department of Public Works
Foundry, Women’s History Project	\$50,000	Department of Public Works
Golf Course Clubhouse Restoration	\$300,000	Department of Public Works
Preservation Grants	\$600,000	Historical Commission
Historic Preservation Requests, Total	\$2,695,000	

93-99 Bishop Allen Drive Restoration



The Cambridge Redevelopment Authority (CRA) purchased 93-99 Bishop Allen Drive (known as “Nonprofit Row”) in the fall of 2019. The building provides affordable office space in the heart of Central Square, and has had a 55-year long tenure as a center for social services. While the building remains a bustling site for social services, it suffers from deferred maintenance. CPA funds would support a multi-million dollar renovation project that the CRA plans to undertake during the first half of 2021. The building’s historic preservation needs include masonry repointing, brick repair and infill, lintel repair, lintel replacement, brownstone windowsill repair and replacement, vinyl siding removal and window repair. The requested appropriation would cover the approximate cost of the full masonry repointing, but funds could be applied to any part of the scope. (\$330,000)

City Hall, Council Chamber Restoration



The Council Chamber at City Hall has not been updated since the 1970s and is in need of improvements. The requested appropriation would go toward plaster restoration; painting, which would include gold leaf; woodwork restoration; and carpentry. (\$300,000)

City Hall, Flagpole



The existing wooden flagpole at City Hall is rotting, and there are cracks in the City Hall façade to which the pole attaches. The requested appropriation would replace the pole and repair the stone windowsill cracks. (\$50,000)

Digitizing Architectural Survey, Phase III

The Survey of Architectural History in Cambridge contains information on each of the approximately 13,000 buildings in Cambridge. Originally compiled between 1965-1977, it has been continually updated and now comprises 36 file drawers of archival material. The digitization project was initiated at the request of the City Council with an FY2011 CPA appropriation, and received appropriations in FY2019 and FY2020. Physical file preparation, document scanning, processing of returned digital files, and database creation are all nearing completion. The project was intended to be completed in FY20 but experienced setbacks due to COVID-19 closures. The FY21 appropriation would allow the project to be completed and posted online in an accessible, searchable format. (\$65,000)



Foundry, Masonry Restoration



101 Rogers Street (1890). The historic former Blake & Knowles Foundry is undergoing a complete redevelopment to create a new community space for visual and performing arts, entrepreneurship, technology, and workforce education within its historic, industrial setting. The requested appropriation would go toward exterior masonry restoration, such as repairing or replacing cracked, spalled, missing, and loose brick. (\$1,000,000)

Foundry, Women’s History Project

This appropriation would also go toward the Foundry project, specifically toward design and construction costs for an installation commemorating the role of women workers in the original Foundry and their importance in women’s labor history. (\$50,000)




Golf Course Clubhouse Restoration



691 Huron Avenue (1939). The requested appropriation would go toward design and construction costs to replace and repair failing windows and doors and improve building accessibility. (\$300,000)

Preservation Grants



Affordable Housing Restorations, 7-9 Salem Street (1853) and 205-207 Green Street (1877). Further funding for Affordable Housing Preservation Grants and Institutional Preservation Grants will support efforts to renovate affordable properties using historically-appropriate materials and restore historically significant structures. (\$600,000)

Open Space

FY21 CPA OPEN SPACE REQUESTS		
Project Summary	Amount	Project Requestor
Linear Park Design	\$600,000	Community Development Department & Department of Public Works
Magazine Beach, Sunken Parking Lot Removal & Grassy Beach Creation	\$150,000	Magazine Beach Partners
Peabody School Playground	\$200,000	Community Development Department & Department of Public Works
Sennott Park	\$500,000	Community Development Department & Department of Public Works
Open Space Requests, Total	\$1,450,000	


Linear Park Design



This park is an important recreational and commuting resource with links to regional off-road paths including the Minuteman Bikeway and Somerville Community Path. The path is deteriorated, with drainage and surfacing issues, and various open spaces along the path need improvement. The requested appropriation would fund the project design, which is 12% of the estimated \$5,000,000 construction cost. The project would reconstruct the path, address drainage problems, improve the green spaces and add to the tree canopy. (\$600,000)

Magazine Beach, Sunken Parking Lot Removal & Grassy Beach Creation

Magazine Beach Partners requests CPA funds to remove a sunken parking lot and pavement, and replace the area with a grassy beach. The Magazine Beach project has received CPA funding in previous Fiscal Years, and has leveraged matching funds for earlier phases including shoreline path improvements, a canoe and kayak launch, and landscaping. This appropriation would go toward construction of the Phase II-2 parking lot and grassy beach improvements. (\$150,000)



Peabody School Playground

The requested appropriation would supplement CPA funding from previous Fiscal Years and cover an enhanced project scope. This would allow the playground to expand into an existing paved area, add some universal play equipment for improved accessibility, and remove hard surfacing/make more natural play setting. (\$200,000)



Sennott Park



The requested appropriation would supplement CPA funding from previous Fiscal Years and cover an enhanced project scope, including an improved drainage system and irrigation to address problems discovered after assessing the field area as a possible water storage tank site. Funding would also allow for better renovation of the basketball courts, which are heavily used by the community. (\$500,000)

Appendix

Appendix A: Public Comment Summary

The tables below summarize all comments and project requests received from the public through September 2, 2020, but not those received from City Departments. Due to the COVID-19 pandemic, CPA meetings were conducted through Zoom. Comment was received at meetings, through an online form and via email.

FY21 CPA Public Comments by Meeting*	
Public Speakers – June 10, 2020**	2
Public Speakers – July 1, 2020	10
Public Speakers – August 5, 2020	11
Online, Email & Mailed Comment – Combined	29

*A few individuals spoke at both the July and August hearings and/or both spoke at a hearing and submitted comments electronically. For purposes of these totals, each comment is counted. In the tables below, comments are counted only once in connection with the allocation percentage or project on which an individual commented.

** Comments at the June 10, 2020 meeting were related to funding for the COVID-19 Housing Stabilization Program, which came from CPA Fund Balance, rather than FY21 funding.

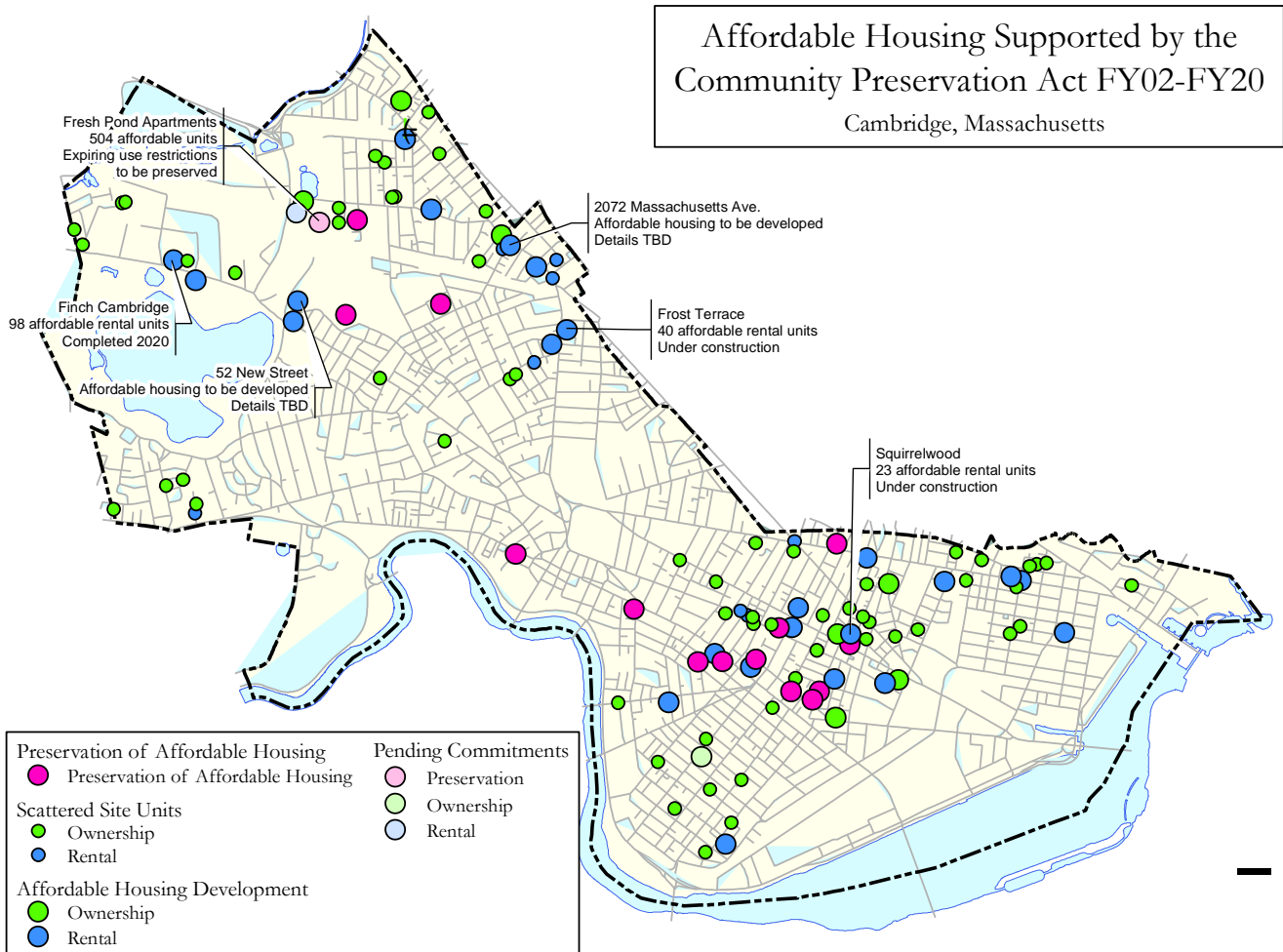
FY21 CPA Public Comment – <u>ALLOCATION PERCENTAGES</u>	
<i>Allocation Percentage Requested</i>	<i>Comments Received</i>
80% Affordable Housing – 10% Historic Preservation – 10% Open Space	29
60% Affordable Housing – 20% Historic Preservation – 20% Open Space	4

FY21 CPA Public Comment – <u>PROJECT REQUESTS</u>		
<i>CPA Category</i>	<i>Comment Summary</i>	<i>Comments Received</i>
Affordable Housing	Affordable Housing Comments, Total	3
	Support affordable housing funding	2
	Create “Tiny Houses” for the homeless	1
Historic Preservation	Historic Preservation Project Comments, Total	8
	93-99 Bishop Allen Drive Restoration	7
	The Dance Complex Restoration	1

Open Space	Open Space Project Comments, Total	4
	Magazine Beach Improvements	3
	Extend Ahern Field & Create Bike Link to Grand Junction Path	1

Appendix B: CPA Fund Allocations & Appropriations FY02-20 Detail
 Affordable Housing

Affordable Housing Supported by CPA Funds FY02-20



Affordable Housing Supported by CPA Funds (FY02-20)	
Property Name	Property Details
1-3 Marcella Street	16 rental units
22 Lopez Avenue	8 rental units
25-27 Howard Street	6 rental units
35 Harvey Street	16 rental units
407-411 Cambridge Street	6 rental units

463 Cambridge Street	10 rental units
479-481 Concord Avenue	14 rental units
78-80 Porter Road	26 rental units
95-97 Pine Street	12 rental units
Alewife Brook Condos	8 ownership units
Bishop Allen Apartments	32 rental units
Briston Arms	154 rental units
Cambridge YWCA	103 rental units
Cambridge Court Apartments	122 rental units
Cantabrigia Apartments	21 rental units
CAST I Apartments	42 rental units
CAST II Apartments	9 rental units
Central House SRO	128 rental units
Chapman Arms Apartments	25 rental units
CHA Condo Acquisition Program	14 rental units
Columbia Court	13 ownership units
Concord Highlands/Finch Cambridge	98 rental units
Elm Place	19 rental units
Fresh Pond Apts.	504 rental units (pending commitment)
Frost Terrace*	40 rental units
Gateview Condos	14 ownership units
HomeBridge & Other First Time Home Buyer Financial Assistance	68 ownership units
Inman Square Apartments	116 rental units
Jackson Gardens	45 rental units
Jefferson Park Apartments	104 rental units
Lancaster Street Apartments	65 rental units
Linwood Court	45 rental units
Lincoln Way	70 rental units

Main and Cherry Condos	10 ownership units	
Mass. Ave 2072**	TBD	
Neville Place	57 rental units	
New Street**	TBD	
Park View Cooperative^	12 cooperative units (pending commitment)	
Port Landing	20 rental units	
Putnam Green	40 rental units	
Putnam Square Apartments	94 rental units	
Print Shop Condos	24 ownership units	
Rindge Avenue SRO	14 rental units	
Rindge Commons**^	24 rental units (pending commitment)	
Scouting Way	13 rental units	
Squirrelwood*	23 rental units	
Temple Place	40 rental units	
Trolley Square	32 rental units	8 ownership units
Webster 5 Condos	9 ownership units	
Windsor Street Condos	14 ownership units	

* under construction

** under development

^ pending commitment units not included in totals

Historic Preservation

Historic Preservation Supported by CPA Funds		
<u>Fiscal Year</u>	<u>Project Description</u>	<u>Amount</u>
FY2007	Archives restoration - DPW, Main Library, Clerk	\$195,000
FY2017	Preservation scanning - City Directories	\$10,000
FY2020	Assessor's Records Preservation	\$55,500
	Archives and Scanning Total	\$260,500
FY2006	Brattle St. - Craigie Park	\$200,000

FY2017	Brattle St. - Sidewalk Repair	\$150,000
FY2018	Brattle St. Sidewalk Repair	\$25,000
	Brattle St. Project Total	\$375,000
FY2004	Cambridge Cemetery, fence, 76 Coolidge Ave.	\$125,000
FY2005	Cambridge Cemetery Chapel, 76 Coolidge Ave.	\$100,000
FY2007	Cambridge Cemetery, steps and curbs	\$50,000
FY2008	Cambridge Cemetery, steps and curbs	\$50,000
FY2009	Cambridge Cemetery, receiving tomb	\$25,000
FY2009	Cambridge Cemetery, steps and curbs	\$30,000
FY2010	Cambridge Cemetery, steps and curbs	\$30,000
FY2011	Cambridge Cemetery, granite steps and curbs	\$30,000
FY2012	Cambridge Cemetery Steps and Curbs	\$30,000
FY2013	Cambridge Cemetery, stairs and enclosures	\$28,000
FY2014	Cambridge Cemetery, granite stairs	\$30,000
FY2016	Create database of Cambridge Cemetery Burials	\$35,000
	Cambridge Cemetery Total	\$563,000
FY2004	Cambridge Common	\$350,000
FY2005	Cambridge Common	\$227,000
FY2006	Cambridge Common	\$280,000
FY2008	Cambridge Common	\$19,390
	Cambridge Common Total	\$876,390
FY2004	Cambridge Main Library, 449 Broadway	\$900,000
FY2008	Cambridge Public Library, archives	\$75,000
FY2010	Cambridge Public Library, digitization	\$50,000
FY2018	Cambridge Public Library, digitization	\$9,000
FY2019	Cambridge Public Library, shelving	\$37,600

	Cambridge Public Library Total	\$1,071,600
FY2008	City Clerk, archives	\$60,000
FY2009	City Clerk, archives (supplies)	\$3,700
FY2009	City Clerk, vault	\$119,535
FY2010	City Clerk, vault	\$47,000
FY2012	City Clerk, records rooms	\$50,000
FY2013	City Clerk vault phase 2	\$70,000
FY2014	City Clerk vault phase 2	\$70,000
FY2015	City Clerk vault phase 2	\$31,000
FY2016	City Clerk vault construction	\$246,675
FY2017	City Clerk vault construction	\$263,400
	City Clerk vault phases 1 & 2 Total	\$961,310
FY2008	City Engineer, archives	\$140,000
FY2012	City Engineer, Document Scanning	\$20,000
FY2013	City Engineer, Document Scanning	\$15,000
	City Engineer Archives Total	\$175,000
FY2005	City Hall, floors	\$369,000
FY2006	City Hall, floors	\$100,000
FY2007	City Hall, stairs	\$125,000
FY2007	City Hall, City Council Chamber improvements	\$75,000
FY2010	City Hall, waterproofing	\$80,000
FY2011	City Hall, waterproofing	\$140,000
FY2012	City Hall Painting Project, roof design	\$105,000
FY2013	City Hall Public Area woodwork restoration	\$40,000
FY2013	City Hall, Replace Exterior Window Sills	\$195,000
FY2014	City Hall interior storm windows	\$23,500

FY2014	City Hall, replace exterior window sills	\$212,000
FY2018	City Hall steps	\$125,000
FY2018	City Hall, Council Chamber Painting	\$50,000
	City Hall Total	\$1,639,500
FY2006	Collins Branch Library, 64 Aberdeen Ave.	\$100,000
FY2009	Collins Branch Library, accessibility	\$136,765
	Collins Branch Library Total	\$236,765
FY2013	CPL. Burns Shelter, design and testing	\$21,000
FY2009	Digitization, City Council videotapes	\$10,000
FY2009	Digitization, Cambridge Chronicle 1846-	\$60,000
FY2011	Digitization, historic photo collection	\$30,000
FY2016	Digitization, Cambridge Newspapers	\$93,325
FY2019	Digitization, architectural history survey	\$164,000
FY2020	Digitization, architectural history survey – Phase II	\$65,000
	Digitization, Total	\$357,325
FY2007	Electrical Dept. Garage	\$80,000
FY2018	Electrical Dept. 35 Third Street Slate Roof Replacement	\$378,000
FY2019	Electrical Dept., garage window replacement	\$200,000
	Electrical Dept. Total	\$658,000
FY2011	Eng. 1(491 Bway)& 6(176 Riv), windows & cupola	\$15,000
FY2007	Engine 5, 220 Hampshire St.	\$100,000
FY2008	Eng. 5, 220 Hampshire St, roof, winds, masonry	\$115,000
FY2010	Engine 5, 220 Hampshire St, roof, doors	\$20,000

FY2020	Engine 5 (Inman Square), façade restoration	\$482,000
	Engine 5 Total	\$717,000
FY2008	Engine 6, 176 River St	\$50,000
FY2014	Engine 6, 176 River St	\$54,500
	Engine 6 Total	\$104,500
FY2010	Engine 9, 167 Lex Ave, masonry, roof, doors	\$238,000
FY2013	Fire HQ door replacement	\$11,000
FY2019	Flagstaff Park - flagpole replacement	\$50,000
FY2004	Former Police Station Hdqtrs, 5 Western Ave., Iron work	\$35,000
FY2011	Former Police Station Hdqtrs, 5 Western Ave., Adaptive Reuse	\$250,000
FY2012	Former Police Station Hdqtrs, 5 Western Ave., Adaptive Reuse	\$250,000
	Former Police Station Hdqtrs. Total	\$535,000
FY2007	Fort Washington, Waverly St., gate	\$75,000
FY2008	Fort Washington, Waverly St, irrigation	\$40,000
	Fort Washington Total	\$115,000
FY2006	Fresh Pond Golf Course, clubhouse cupola	\$40,000
FY2008	Fresh Pond Golf Course, clubhouse roof	\$170,610
	Fresh Pond Golf Course Total	\$210,610
FY2013	Fresh Pond intake structure	\$10,000

FY2013	Historic Markers - Prototype Design	\$40,000
FY2018	Historic and African American Heritage Trail Markers	\$30,000
FY2019	African American Heritage Trail Markers	\$80,000
FY2020	African American Trail Markers - Phase II	\$80,000
	Historic Markers Total	\$230,000
FY2019	Inspectional Services Dept. - Digitization of plans & records	\$50,000
FY2016	Kingsley Park overlook restoration	\$30,000
FY2016	Longfellow Park, staircase restoration	\$50,000
FY2018	Longfellow Park Steps	\$40,000
FY2019	Longfellow Park - masonry repairs	\$90,400
	Longfellow Park Total	\$180,400
FY2016	Lowell Park, landscape plan and wall restoration	\$85,000
FY2017	Lowell Park Landscape plan	\$60,000
	Lowell Park Landscape Plan Total	\$145,000
FY2012	Magazine Beach Powderhouse Preservation Repairs	\$25,000
FY2014	Magazine Beach Powderhouse	\$100,000
FY2015	Magazine Beach Landscape Plan	\$56,500
FY2017	Magazine Beach Powerhouse interior rehab	\$100,000
FY2017	Magazine Beach Signage	\$16,600
	Magazine Beach Total	\$298,100
FY2007	O'Connell Library, 46 Sixth St., windows	\$50,000
FY2015	O'Connell Library, exterior	\$325,000
	O'Connell Library Total	\$375,000

FY2008	Old Burying Ground, table tombs	\$40,000
FY2009	Old Burying Ground, table tombs	\$30,000
FY2010	Old Burying Ground	\$40,000
FY2011	Old Burying Ground (ongoing)	\$40,000
FY2012	Old Burying Ground gravestone Restoration	\$30,000
FY2013	Old Burying Ground, headstone and tomb restoration	\$35,000
FY2014	Old Burying Ground, headstone and tomb restoration	\$40,000
FY2015	Old Burying Ground	\$30,000
FY2016	Old Burying Ground, headstone and tomb restoration	\$30,000
FY2017	Old Burying Ground, headstone and tomb restoration	\$30,000
FY2020	Old Burying Ground, grave marker restoration	\$30,000
	Old Burying Ground Total	\$375,000
FY2003- FY2020	Preservation Grants*	\$9,293,500
FY2015	Rebind Atlases and Directories	\$7,500
FY2009	Shady Hill Square, preservation restriction	\$175,000
FY2015	YWCA shelter	\$200,000
	Historic Preservation Total	\$20,626,000

*See further detail on Preservation Grant spending.

Preservation Grants

Preservation Grants for Affordable Housing (FY03-20)

Recipient Project Address	Agency	Amount
407 Cambridge St.	Cambridge and Somerville Community Action Program	\$50,000
2103 Massachusetts Ave.	Cambridge and Somerville Community Action Program	\$100,000
86-90 1/2 Berkshire St.	Cambridge Community Housing Development	\$23,000
151-157 Allston St.	Cambridge Community Housing Development	\$50,000
151-157 Allston St.	Cambridge Community Housing Development	\$30,000
23-25 Athens St.	Cambridge Community Housing Development	\$30,000
25-27 Howard St.	Cambridge Community Housing Development	\$50,000
27-29 Athens St.	Cambridge Community Housing Development	\$30,000
139 Spring St.	Cambridge Community Housing Development	\$59,150
259 Windsor-24 Market St.	Cambridge Community Housing Development	\$32,191
71 Hammond Street	Cambridge Housing Authority	\$50,000
62-64 Clifton St.	Cambridge Neighborhood Apartment Housing Services	\$35,000
17 Milton St.	Cambridge Neighborhood Apartment Housing Services	\$28,250
101 1/2 Inman St.	Homeowners Rehab, Inc.	\$50,000
101 1/2 Inman St.	Homeowners Rehab, Inc.	\$37,675
24-36 Fulkerson St.	Homeowners Rehab, Inc.	\$35,000
49-53 Columbia St.	Homeowners Rehab, Inc.	\$50,000
75-79 Kinnaird St.	Homeowners Rehab, Inc.	\$40,000
131-133 Fayerweather St.	Homeowners Rehab, Inc.	\$30,000
13-15 Lincoln St.	Homeowners Rehab, Inc.	\$50,000
171-173 Columbia St.	Homeowners Rehab, Inc.	\$30,000
175-177 Columbia St.	Homeowners Rehab, Inc.	\$30,000
18-20 Carlisle St.	Homeowners Rehab, Inc.	\$30,000
207-209 Green St.	Homeowners Rehab, Inc.	\$50,000
22-24 Flagg St.	Homeowners Rehab, Inc.	\$25,000
23-25 Madison Ave.	Homeowners Rehab, Inc.	\$36,000
2-4 University Rd.	Homeowners Rehab, Inc.	\$50,000
253-255 Windsor St.	Homeowners Rehab, Inc.	\$8,200

95-97 Pine St.	Homeowners Rehab, Inc.	\$75,000
11 Foch St.	Homeowners Rehab, Inc.	\$15,000
14 Carlisle St.	Homeowners Rehab, Inc.	\$30,000
14 Dinsmore Ct.	Homeowners Rehab, Inc.	\$2,200
17 Seventh St.	Homeowners Rehab, Inc.	\$10,500
25 Wendell St.	Homeowners Rehab, Inc.	\$46,750
27 Tremont Street	Homeowners Rehab, Inc.	\$30,000
45 Garfield St.	Homeowners Rehab, Inc.	\$32,200
45 Garfield St.	Homeowners Rehab, Inc.	\$17,100
58 Seventh St.	Homeowners Rehab, Inc.	\$75,000
151 Clark St.	Homeowners Rehab, Inc.	\$18,000
300 Prospect St.	Homeowners Rehab, Inc.	\$30,000
341 Columbia St.	Homeowners Rehab, Inc.	\$93,387
901 Massachusetts Ave.	Homeowners Rehab, Inc.	\$85,000
302-304 Concord Ave.	Homeowner's Rehab, Inc.	\$25,000
37 Union St.	Homeowner's Rehab, Inc.	\$50,000
289 Rindge Ave.	Homeowner's Rehab, Inc.	\$50,000
9 Kenwood St.	Just A Start, Inc.	\$30,000
15 Carlisle St.	Just A Start, Inc.	\$50,000
15 Seventh St.	Just A Start, Inc.	\$15,000
22 Plymouth St.	Just A Start, Inc.	\$30,000
59 Norfolk St.	Just A Start, Inc.	\$30,000
89 Third St.	Just A Start, Inc.	\$30,000
135 Western Ave.	Just A Start, Inc.	\$30,000
135 Western Ave.	Just A Start, Inc.	\$30,000
323 Allston St.	Just A Start, Inc.	\$4,220
424-432 Windsor St.	Just-A-Start, Corp.	\$30,000
146-152 Prospect St.	Just-A-Start, Corp.	\$50,000
10-12 Boardman St.	Just-A-Start, Corp.	\$8,909
201-203 Columbia St.	Just-A-Start, Corp.	\$50,000
367-369 Western Avenue	Just-A-Start, Corp.	\$30,000
1 Allston Ct.	Just-A-Start, Corp.	\$30,000
4 Tremont St.	Just-A-Start, Corp.	\$3,000
6 Cottage St.	Just-A-Start, Corp.	\$15,000
11 Speridakis Ter.	Just-A-Start, Corp.	\$14,865

14 Upton St.	Just-A-Start, Corp.	\$21,075
19 Howard St.	Just-A-Start, Corp.	\$30,000
20 Kelly Rd.	Just-A-Start, Corp.	\$25,000
25 Tremont St.	Just-A-Start, Corp.	\$25,000
27 Tremont Street	Just-A-Start, Corp.	\$25,000
28 Sixth St.	Just-A-Start, Corp.	\$37,200
44 Webster Ave.	Just-A-Start, Corp.	\$30,000
51 Norfolk St.	Just-A-Start, Corp.	\$35,000
56 Sixth St.	Just-A-Start, Corp.	\$30,000
62 Norfolk St.	Just-A-Start, Corp.	\$35,000
70 Bishop Allen Dr.	Just-A-Start, Corp.	\$35,000
77 Bishop Allen Dr.	Just-A-Start, Corp.	\$35,000
96 Gore St.	Just-A-Start, Corp.	\$18,530
109 Hampshire St.	Just-A-Start, Corp.	\$61,500
124 Thorndike St.	Just-A-Start, Corp.	\$18,500
209 Columbia St.	Just-A-Start, Corp.	\$50,000
237 Allston St.	Just-A-Start, Corp.	\$4,900
267 Broadway	Just-A-Start, Corp.	\$70,000
269 Norfolk St.	Just-A-Start, Corp.	\$30,000
288 Washington St.	Just-A-Start, Corp.	\$29,300
342 Norfolk St.	Just-A-Start, Corp.	\$30,000
288-299 Washington St.	Just-A-Start, Inc.	\$10,500
7-9 Salem Street	Just-A-Start, Inc.	\$40,000
2 Allston Court	Just-A-Start, Inc.	\$40,000
12 Boardman Street	Just-A-Start, Inc.	\$35,000
17 Boardman Street	Just-A-Start, Inc.	\$35,000
20 Reed Street	Just-A-Start, Inc.	\$23,830
128 Reed Street	Just-A-Start, Inc.	\$51,750
156 Prospect Street	Just-A-Start, Inc.	\$40,000
196 Prospect Street	Just-A-Start, Inc.	\$70,000
237 Allston Street (#2)	Just-A-Start, Inc.	\$7,100
336 Windsor Street	Just-A-Start, Inc.	\$50,000
296 Washington St.	Lead-Safe Cambridge	\$19,350
196-198 Auburn St.	Share Associates	\$32,316
Total		\$3,416,448

Institutional Preservation Grants (FY05-20)

Recipient Institution	Grants Awarded	Total Amount
Agassiz Neighborhood House, 20 Sacramento St.	2	\$96,146
Cambridge Center for Adult Education, 46+52 Brattle St.	7	\$284,075
Cambridge Community Center, 5 Callender St.	1	\$44,240
Cambridge Family & Children's Services, 60 Gore St.	2	\$80,000
Cambridge Health Alliance, 16 Camellia Avenue	1	\$43,020
Cambridge Historical Society, 159 Brattle St.	3	\$212,205
Cambridge Masonic Hall, 1950 Mass. Ave.	2	\$62,230
Cambridge Multicultural Arts Center, 41 Second St.	1	\$57,505
Cambridge YMCA, 820 Mass. Ave.	1	\$50,000
Cambridge YWCA, 7 Temple St.	1	\$50,000
Cambridge Zen Center, 193-199 Auburn Street	1	\$50,000
Cambridge-Ellis School, 80 Trowbridge St.	2	\$43,775
Cambridgeport Baptist Church, 130 Magazine St.	1	\$50,000
Christ Church, 0 Garden St.	1	\$30,000
Christ the King Presbyterian Church, 99 Prospect St.	1	\$57,575
Church of the New Jerusalem, 50 Quincy St.	1	\$50,000
Congregation Eitz Chayim, 136 Magazine St.	2	\$74,465
Dance Complex, 536 Massachusetts Ave.	1	\$30,000
East End House, 105 Spring St.	1	\$26,350
Faith Lutheran Church, 311 Broadway	3	\$124,466
First Baptist Church, 5 Magazine St.	2	\$150,000
First Church of Christ Scientist, 13 Waterhouse St.	3	\$125,000
First Church, Congregational, 11 Garden St.	3	\$300,000
First Korean Church, 35 Magazine Street	1	\$25,000
First Parish Unitarian Church, 1450 Mass. Ave.	2	\$100,000
First Reformed Presbyterian Church, 51 Antrim St.	4	\$207,388
First United Presbyterian Church, 1418 Cambridge St.	4	\$131,318
Friends Meeting House, Longfellow Park	1	\$50,000
Grace Methodist Church, 56 Magazine St.	1	\$46,000
Harvard-Epworth Methodist Episcopal Church, 1555 Mass. Ave.	4	\$114,000

Historic New England-Cooper-Frost-Austin Hse, 21 Linnaean	1	\$25,000
Holy Trinity Parish House, 145 Brattle St.	1	\$18,100
Longy School of Music, 1 Follen Street	6	\$470,000
Margaret Fuller House, 71 Cherry St.	3	\$133,700
Mass Ave. Baptist Church, 146 Hampshire St.	1	\$100,000
Massasoit Lodge, 55 Bishop Allen Drive	1	\$50,000
Mercy Corps, 9 Waterhouse St.	2	\$80,000
Mount Auburn Cemetery, 580 Mt Auburn St.	2	\$100,000
New School of Music, 25 Lowell St.	3	\$57,241
Old Cambridge Baptist Church. 400 Harvard St.	5	\$244,220
Park View Cooperative, 24-26 Cpl. McTernan Street	1	\$100,000
Pentecostal Tabernacle, South Campus, 56 Magazine St.	4	\$400,000
Reed Hall/ Episcopal Divinity School, 99 Brattle St.	1	\$48,000
Rush AME Zion Church, 82 School St.	1	\$50,000
St Francis of Assisi Church, 323 Cambridge St	1	\$100,000
St James's Episcopal Church, 1991 Mass. Ave.	1	\$100,000
St Mary's Church/School Complex, 134 Norfolk St.	5	\$273,050
St Paul Parish (Catholic), 29 Mt. Auburn St.	2	\$130,000
St Peter's Episcopal Church, 838 Mass. Ave.	4	\$134,185
St. Augustine's African Orthodox Church, 137 Allston Street	2	\$150,000
Temple Beth Shalom, 8 Tremont St.	1	\$3,915
The Greek Institute, 1038 Massachusetts Avenue	1	\$100,000
Union Baptist Church, 872 Main St.	1	\$50,000
Western Avenue Baptist Church, 299 Western Ave.	4	\$232,587
Women's Educational Center, 46 Pleasant St.	1	\$43,560
Total	115	\$5,958,316

Open Space

Open Space Supported by CPA Funds		
<u>Fiscal Year</u>	<u>Project Description</u>	<u>Amount</u>
FY2020	Alewife Path Design	\$350,000
FY2016	Amigos School Playground	\$500,000

FY2006	Black's Nook and Black's Nook Access Area Improvements	\$80,000
FY2008	Black's Nook and Black's Nook Access Area Improvements	\$250,000
FY2010	Black's Nook and Black's Nook Access Area Improvements	\$250,000
FY2011	Black's Nook and Black's Nook Access Area Improvements	\$350,000
	Black's Nook and Black's Nook Access Area Improvements Total	\$930,000
FY2015	Cambridgeport School Playground	\$500,000
FY2005	Cambridge Watershed Land Acquisition (Lincoln, MA)	\$1,150,000
FY2016	Clarendon Avenue Playground Design	\$260,000
FY2016	CRLS Tennis Courts Structural Study	\$60,000
FY2018	CRLS Tennis Courts	\$365,000
	CRLS Tennis Courts Total	\$425,000
FY2009	Drainage Improvements Project	\$75,000
FY2010	Drainage Improvements Project	\$155,000
FY2012	Drainage Improvements and Parkway Community Garden	\$350,000
FY2017	Drainage Improvements and Fresh Pond Parkway Community Garden - Specifically the Garden	\$250,000
	Drainage Improvements Project Total	\$830,000
FY2009	Ecological Inventory of Upland Watershed Property	\$100,000
FY2013	Elm/ Hampshire Plaza Bishop Allen/Main St. Park	\$320,000
FY2004	Fresh Pond Reservation - Watershed Soil Stabilization	\$150,000
FY2009	Fresh Pond Reservation - Circulation and Access Plan	\$50,000

FY2019	Fresh Pond Reservation - Ecological Landscape Improvements	\$66,550
	Fresh Pond Reservation Total	\$266,550
FY2007	Glacken Slope Stabilization and Access Plan	\$60,000
FY2011	Glacken Slope Stabilization and Access Plan	\$350,000
FY2012	Glacken Slope Stabilization and Access Plan	\$350,000
	Glacken Slope Stabilization and Access Plan Total	\$760,000
FY2007	Golf Course - Fresh Pond Reservation Earthen Berm	\$275,000
FY2011	Golf Course - Watershed Protection and Re-vegetation	\$55,000
FY2012	Golf Course - Watershed Protection and Landscape Stabilization	\$260,000
	Golf Course - Watershed Protection Total	\$590,000
FY2017	Graham and Parks school playground	\$500,000
FY2016	Greenbough Blvd/ Hell's Acre	\$90,000
FY2014	Haggerty School Playground Improvements	\$600,000
FY2015	Haggerty School Playground Improvements	\$175,000
	Haggerty School Playground Improvements Total	\$775,000
FY2020	Hell's Half Acre Ecological Restoration	\$50,250
FY2020	Hoyt Field Play Structures and Furniture	\$874,050
FY2013	Hurley Playground	\$400,000
FY2013	Hurley Street Community Garden	\$100,000
	Hurley Street Total	\$500,000

FY2007	Kingsley Park Slope Stabilization	\$25,000
FY2009	Kingsley Point Restoration	\$600,000
	Kingsley Point Restoration Total	\$625,000
FY2004	Little Fresh Pond Bank and Shoreline Restoration	\$150,000
FY2006	Little Fresh Pond Bank and Shoreline Restoration	\$200,000
FY2007	Little Fresh Pond Bank and Shoreline Restoration	\$100,000
	Little Fresh Pond Bank and Shoreline Restoration Total	\$450,000
FY2018	Magazine Beach - Canoe/Kayak Launch	\$25,000
FY2019	Magazine Beach - Shoreline Edgework	\$155,450
FY2020	Magazine Beach – Site Survey, Planning & Design	\$47,700
	Magazine Beach Total	\$228,150
FY2006	Mahoney's Site Restoration	\$800,000
FY2016	Morse School Playground design	\$260,000
FY2005	Northeast Sector/Fresh Pond Improvements Project	\$1,800,000
FY2008	Northeast Sector Final Change Order on Re-vegetation	\$75,000
	Northeast Sector Total	\$1,875,000
FY2019	O'Connell Branch Library Pocket Park	\$250,000
FY2006	Old Field/Birch Grove	\$120,000
FY2007	Old Field/Birch Grove Restoration	\$375,000
	Old Field/Birch Grove Restoration Total	\$495,000
FY2013	Pacific Street/ Passive Area and Dog Park	\$100,000

FY2015	Pacific Street/ Passive Area and Dog Park	\$70,000
	Pacific Street/ Passive Area and Dog Park Total	\$170,000
FY2019	Peabody School Playground Improvements	\$800,000
FY2006	Purchase 12-14 Watson Street	\$153,655
FY2013	Railroad Rights of Way	\$250,000
FY2013	Replacement of Basketball and Tennis Courts	\$530,000
FY2013	Replacement of School Playgrounds	\$300,000
FY2014	Sacramento Field Renovations	\$430,000
FY2015	Sacramento Field Renovations	\$420,000
	Sacramento Field Renovations Total	\$850,000
FY2015	Sennott Park Basketball Courts	\$85,000
FY2017	Sennott Park Improvements	\$480,000
FY2018	Sennott Park Playground Renovations	\$867,000
	Sennott Park Total	\$1,432,000
FY2011	Upcountry Watershed and Water Quality Improvements	\$200,000
FY2008	Watershed Protection and Restoration of Stream "C"	\$250,000
FY2010	Watershed Protection and Restoration of Stream "C"	\$250,000
	Watershed Protection and Restoration of Stream "C" Total	\$500,000
FY2009	Watershed Slope and Soil Stabilization Project	\$250,000

FY2010	Watershed Slope and Soil Stabilization Project	\$250,000
	Watershed Slope and Soil Stabilization Project Total	\$500,000
FY2012	Reserve transfer for the purchase of 53.6 acres of DeNormandie property in Lincoln Ma	\$1,152,247
	Appropriations to Open Space Reserve (<i>not including \$1.2M in fund transfers</i>)	-\$965,902
	Open Space Total	\$20,626,000

Appendix C: CPA Reserve Fund Allocations

In addition to the CPA Fund Balance, which consists of monies in the CPA Fund that have not been appropriated in previous fiscal years, the City maintains two reserve accounts: the Historic Preservation Reserve and the Open Space Reserve. These accounts include funds that were allocated and appropriated for spending on Historic Preservation or Open Space purposes in previous fiscal years but were not ultimately expended for a particular project.

Once funds are transferred into a reserve account, they can only be used for qualifying purposes (i.e., Historic Preservation or Open Space). A summary of allocations and transfers from these reserve accounts is presented below by Fiscal Year.

Historic Preservation Reserve				
<u>Fiscal Year</u>	<u>Beginning Balance</u>	<u>Additions</u>	<u>Reductions</u>	<u>Ending Balance</u>
FY2003	\$810,000			\$810,000
FY2004	\$810,000	\$36,000	(\$810,000)	\$36,000
FY2005	\$36,000		(\$36,000)	\$0
FY2006	\$0			\$0
FY2007- FY2017	\$0	\$18,750 (1)		\$18,750
FY2018	\$18,750	\$21,668 (2)	(\$18,750) (3)	\$21,668
FY2019	\$21,668			\$21,668
FY2020	\$21,668			\$21,668

(1) The CPA Committee voted on 6/11/07 to transfer \$18,750 from unexpended Historic Preservation project budget balance to Historic Preservation Reserve.

(2) The CPA Committee voted on 9/19/17 to transfer various unexpended Historic Preservation project budget balances to Historic Preservation Reserve.

(3) The CPA Committee voted on 9/19/17 to transfer \$18,750 from Historic Preservation Reserve to Historic Preservation project for interior lighting at the O'Connell Branch Library.

Open Space Reserve				
Fiscal Year	Beginning Balance	Additions	Reductions	Ending Balance
FY2003	\$1,350,000			\$1,350,000
FY2004	\$1,350,000	\$760,000	\$0	\$2,110,000
FY2005	\$2,110,000	\$260,000	(\$2,110,000)	\$260,000
FY2006	\$260,000		(\$153,655)	\$106,345
FY2007	\$106,345	\$1,615,000 (1)		\$1,721,345
FY2008	\$1,721,345	\$685,000		\$2,406,345
FY2009	\$2,406,345	\$15,000 (2)		\$2,421,345
FY2010	\$2,421,345			\$2,421,345
FY2011	\$2,421,345			\$2,421,345
FY2012	\$2,421,345		(\$1,152,247) (3)	\$1,269,098
FY2013	\$1,269,098		(\$1,035,000) (4)	\$234,098
FY2014-FY2017	\$234,098			\$234,098
FY2018	\$234,098		(\$234,098) (5)	\$0
FY2019	\$0			\$0
FY2020	\$0			\$0

(1) Includes a \$400,000 transfer to the Open Space Reserve on 6/28/06 as a result of the City receiving a State Self-Help grant for the Lincoln land purchase plus, a FY07 allocation of \$415,000.

(2) Includes transfer back to Open Space Reserve.

(3) Includes the CPA Committee vote on 5/5/12 to approve a transfer of funds for the purchase of 53.6 acres of DeNormandie property in Lincoln, MA.

(4) Includes the CPA Committee vote on 9/4/2012 to approve a transfer of funds for appropriation to public investment fund projects.

(5) The CPA Committee voted on 9/19/17 to transfer funds from Open Space Reserve to Open Space projects for Sennott Park playground renovations (\$206,507) and the Amigos and Morse School playground improvements (\$27,591).

In FY18, a number of projects were funded through the transfer of unexpended budget balances remaining from Historic Preservation and Open Space projects approved in earlier Fiscal Years.

Historic Preservation Project	FY18 Transfer Amount
Historic Preservation Grants	\$ 100,000
O'Connell Branch Library, interior lighting	\$ 15,250
Boardman School, exterior restoration	\$ 255,000
Electrical Department, 35 Third Street Slate roof replacement	\$ 172,000
Golf Course, window repairs	\$ 50,000
Total	\$ 592,250

Open Space Project	FY18 Transfer Amount
Amigos/ Morse School renovations	\$ 22,409
Total	\$ 22,409

Appendix D: Non-CPA Open Space Funding

From FY11 through FY20, many open space projects were funded through mechanisms other than the CPA.

Non-CPA funded Open Space Projects FY11-20			
<u>Fiscal Year</u>	<u>Project Description</u>	<u>Amount</u>	<u>Funding Source</u>
2012	Alberico, David Nunes/Old Morse and Fulmore Parks, Renovation	\$1,240,000	Bond
2014	Cambridge Common (Total project cost \$6.25M through various funding sources)	\$2,180,000	Bond
2017	Cambridge Common Enhancement Project	\$500,000	Bond
	Cambridge Common Enhancement Project Total	\$2,680,000	
2016	Clarendon Avenue Playground	\$700,000	Free Cash
2020	Clarendon Avenue Playground	\$300,000	Free Cash
	Clarendon Avenue Playground Total	\$1,000,000	
2011	Danehy Park Soccer Field	\$700,000	Bond
2013	Danehy Park Soccer Field	\$1,540,000	Bond
2015	Danehy Park Soccer Field, artificial turf	\$1,150,000	Bond
	Danehy Park Soccer Field Total	\$3,390,000	
2016	East Cambridge Kendall Square Open Space parks (ECKOS)	\$11,750,000	Private Developers
2018	Fresh Pond, Drainage and Community Garden	\$650,000	Water Service
2017	Fresh Pond, Drainage and Community Garden	\$600,000	Water Service
2015	Fresh Pond, Golf Course Improvements	\$550,000	Bond
	Fresh Pond Total	\$1,800,000	
2020	Glacken Field	\$7,250,000	Free Cash
2016	Glacken Slope	\$500,000	Water Service
2020	Glacken Slope	\$300,000	Water Service
	Glacken Total	\$8,050,000	
2017	Grand Junction Path (phased over 4 years)	\$10,000,000	Bond

2014	Haggerty School and Playground Renovations	\$55,000	Free Cash
2014	Kingsley Park Restoration	\$500,000	Water Service
2015	Kingsley Park Restoration	\$600,000	Water Service
2016	Kingsley Park Restoration	\$250,000	Water Service
	Kingsley Park Restoration Total	\$1,350,000	
2018	Magazine Beach	\$44,000	Free Cash
2019	Magazine Beach, shoreline	\$600,000	Free Cash
	Magazine Beach Total	\$644,000	
2016	Morse School Playground	\$940,000	Free Cash
2020	O'Connell Library Park	\$245,000	Free Cash, CRA Grant, East Cambridge OS Trust
2013	Pacific Street Dog Park	\$50,000	Bond
2012	Riverside Press Park Community Garden	\$60,000	Bond
2017	Russell Field	\$2,300,000	Bond
2019	Russell Field	\$350,000	Free Cash
	Russell Field Total	\$2,650,000	
2018	Sacramento Field	\$150,000	Free Cash
2019	Universal Design Playground	\$500,000	Free Cash
2020	Universal Design Playground	\$5,300,000	Free Cash
	Universal Design Playground Total	\$5,800,000	
2013	Waverly Street Path Construction	\$332,000	Property Tax
Total		\$52,186,000	