



Cambridge Police Department BridgeStat

January 2014

Produced by the Crime Analysis Unit



Part I Total Crime

Serious crime in Cambridge plunged like the temperature **during the first month of 2014 when** measured against the same time period in 2013, diving 29% with 76 fewer crimes reported. Compared against the five-year weighted average for this same time frame, a **32% decline (88 fewer Part 1 incidents below the projected average)** has been recorded. The majority of this decrease can be attributed to the overall drop in Larceny (-37%), with 74 fewer thefts counted when contrasted with the same time period in 2013. The fact that there were 15 days in January where the temperature did not reach 32 degrees may have possibly driven large reductions in larceny from motor vehicles (-52%), thefts of bicycles (-73%), and larceny from persons (-43%).

- A detailed analysis of all statistics indicates that there were **77 fewer property crimes registered** during January of 2014, which translates to a **33% decrease** when measured against the 2013 statistics. **Violent crime rose 4% during the first month of 2014 with one additional crime reported.**
- When measuring the serious crime totals versus the previous month of December 2013, there was a slight **2% increase** in the number of index crimes, with three additional incidents in January.

	4 Week Snapshot			Year to Date			Five Year	
	12/10-1/6	1/7-2/3	Change	2013	2014	Change	Avg	Change
Total Violent Crime	20	23	15%	26	27	4%	29	-7%
Total Property Crime	135	135	0%	234	157	-33%	243	-35%
Total Part I Crime	155	158	2%	260	184	-29%	272	-32%



Part I Property Crime

Property crime nosedived 33% below the number reported during the first month of 2013 and registered a **35% dip** below the five-year average. The only property category to register a notable increase over the past four weeks was a **rise of 91% (10 additional reports) in residential burglaries**. Overall burglary is up 3% from 2013 and down 21% (8 incidents) from the five-year weighted average.

Cambridge Police BridgeStat

	4 Week Snapshot			Year to Date			Five Year	
	12/10-1/6	1/7-2/3	Change	2013	2014	Change	Avg	Change
Burglary	15	27	80%	29	30	3%	38	-21%
Commercial Break	4	6	50%	1	6	500%	5	20%
Housebreak	11	21	91%	28	24	-14%	33	-27%
Larceny	118	105	-11%	198	124	-37%	197	-37%
Larceny (Misc)	2	0	-100%	1	1	0%	2	-50%
Larceny from Building	26	20	-23%	54	24	-56%	43	-44%
Larceny from MV	23	25	9%	66	32	-52%	61	-48%
Larceny from Person	20	15	-25%	28	16	-43%	27	-41%
Larceny from Residence	15	16	7%	8	16	100%	18	-11%
Larceny of Bicycle	6	3	-50%	11	3	-73%	11	-73%
Larceny of Plate	0	2	IN-CALC	2	2	0%	2	0%
Larceny of Services	2	0	-100%	4	1	-75%	3	-67%
Shoplifting	24	24	0%	24	29	21%	30	-3%
Auto Theft	2	3	50%	7	3	-57%	8	-63%
Total Property Crime	135	135	0%	234	157	-33%	243	-35%



Part I Violent Crime

- The projected 5-year weighted average for violent crime in Cambridge for January is 29 incidents. Through February 3rd of this year, there were 27 violent crimes recorded in the City, **one crime above last year (+4%) and 2 violent crimes under the total of 29 forecasted for this period (-7%)**.
- The first murder of the year occurred on February 2nd, 2014. A complete synopsis of this incident can be found on the next slide. The numbers for two of the other violent crimes, rape and robbery, remained unchanged when compared with the first month of 2013. There was one additional aggravated assault (+7%) during January of this year. **The street robbery total of four incidents was uncharacteristically low and may have resulted from the below-average temperatures curtailing pedestrian activity.**

	<u>4 Week Snapshot</u>			<u>Year to Date</u>			<u>Five Year</u>	
	12/10-1/6	1/7-2/3	Change	2013	2014	Change	Avg	Change
Homicide	0	1	IN-CALC	1	1	0%	0	IN-CALC
Rape	1	3	200%	3	3	0%	3	0%
Robbery	10	7	-30%	8	8	0%	9	-11%
Commercial Robbery	4	4	0%	1	4	300%	1	300%
Street Robbery	6	3	-50%	7	4	-43%	8	-50%
Aggravated Assault	9	12	33%	14	15	7%	16	-6%
Total Violent Crime	20	23	15%	26	27	4%	29	-7%



MURDER

No Patterns

- The first murder of 2014 involved Malia Gomez, 40, of 396 Putnam Ave, who has been charged in the death of Dana Robinson, a 46-year-old Cambridge man, who police discovered unconscious with a chest wound on Gomez' Putnam Avenue porch on February 2nd. Gomez admitted to stabbing Robinson once in the chest following an argument they had. Robinson later died at Beth Israel Hospital and Gomez was charged with armed assault with the intent to murder, assault and battery with a dangerous weapon, and assault and battery with a dangerous weapon causing serious bodily injury. Gomez was arraigned Feb. 3 and held without bail pending psychiatric evaluation. A status hearing is scheduled for Feb. 21st.
- 30 of the 36 murders in Cambridge since 1995 have been cleared by arrest or by the suicide of the perpetrator, which translates to an 83% clearance rate.

Last 4 Weeks

***IN -CAL**

Change*

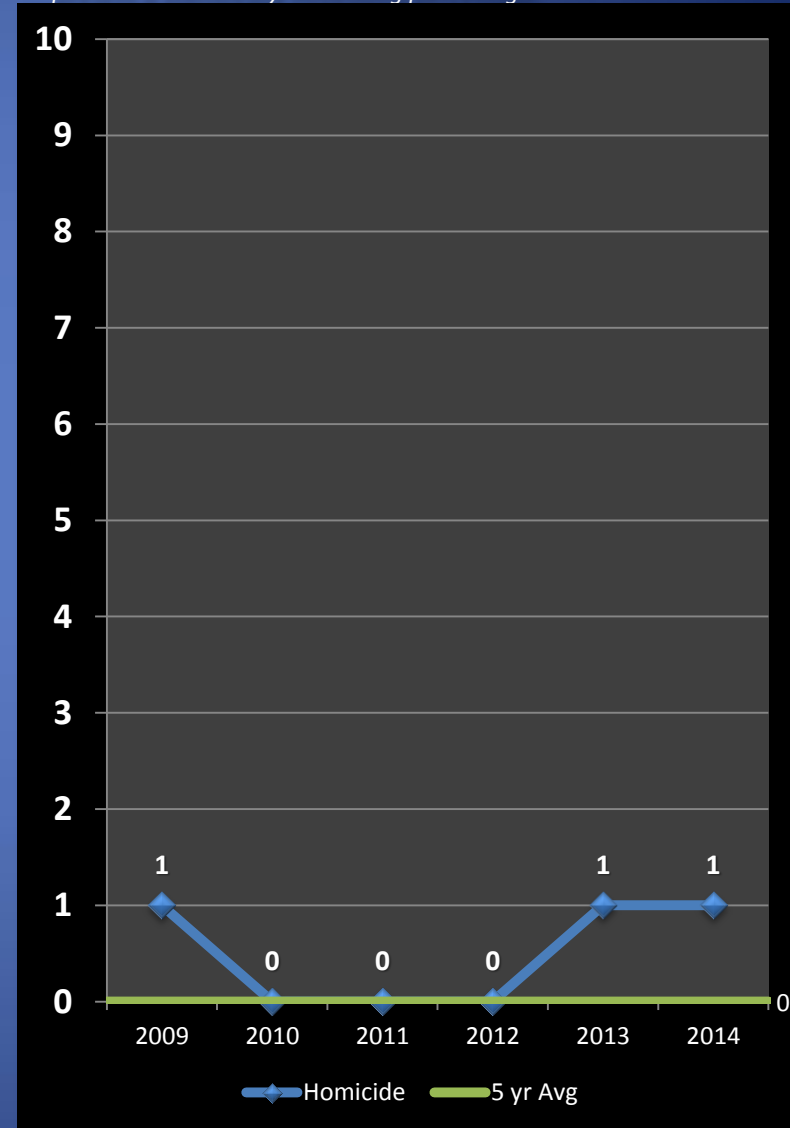
Previous Year

0%

5 Year Average

***IN -CAL**

*IN -CAL: Percentages are not calculated for numbers so small as to present a statistically misleading percentage.





Unsolved Murders: 1999 to 2014

Colin Burton, 30, of Dorchester, was shot and killed outside of Hi - Fi Pizza on Mass Ave in Central Square on September 18th, 1999. Burton was talking with the occupants of a Ford Explorer when the subject in the passenger seat fired through the window. Two suspects fled the scene. The case remains under active investigation.



September 18, 1999, Mass Ave



April 5, 2002, Mass Ave

Ian Gray, 19, of Mattapan, was in an argument outside of the Rhythm & Spice restaurant that spilled out onto Mass Ave. A suspect that had left the scene returned with a group of people and a fight ensued. A knife was produced during the altercation and four gunshots were fired, fatally wounding Gray. This case remains open.

On June 17th, 2002 at 7:00PM, **Ricardo Williams**, 27, of Malden, was found in the driver's seat of a motor vehicle suffering from a gunshot wound to his face. Williams was taken to CCH where he was pronounced dead. This case remains open.



June 17, 2002, Windsor St.

Anyone with information about these crimes is asked to contact CPD at 617-349-3370.



Unsolved Murders: 1999 to 2014

Jason Ellcock, 33, of Malden, formerly of Cambridge and father of three, was found with multiple gunshot wounds in front of the driveway to 364 Rindge Ave at 3:05 AM on the night of June 16th, 2009. He was pronounced dead at the scene. This incident remains under investigation.



June 16, 2009, Rindge Ave



March 12, 2011, Brookline St.

James Lauture, 30, of Cambridge, was sitting in a vehicle near Brookline and Watson Streets just after midnight on Saturday, March 12th, 2011, when an unknown gunman opened fire. The occupants in the car were able to drive to Central Square. Lauture died from multiple gunshot wounds. The other man in the vehicle survived. This case remains open.

On June 3rd, 2012, **Charlene Holmes**, 16, of Cambridge was shot while sitting on a porch on Willow Street. She later succumbed to her wounds at the hospital. The investigation into this incident remains active, but no arrests have been made to date.



June 3, 2012, Willow St

Anyone with information about these crimes is asked to contact CPD at 617-349-3370.



RAPE

No Patterns

- There were three rapes reported during January of 2014, the same number as in the first month of 2013. In all three of these incidents, the victim had a prior acquaintance with the suspect.
- The following are the final statistics for Rape in Cambridge for last year: there were 17 rapes reported in Cambridge in 2013. During the previous year, there were 23 incidents, which translates to a **26% reduction** from 2012 and a **23% decline** when compared to the five-year average of 22 sexual assaults annually.
- The only stranger-to-stranger rape in 2013 was recorded in March of last year. This incident involved a blitz type scenario late at night in Central Square. A Cambridge male has since been charged in this incident.
- Statistics released in October by the FBI reveal that rape decreased by .2% in the U.S. in 2012. The rate of forcible rapes in the U.S. in 2012 was estimated at 52.9 per 100,000 female inhabitants. The five-year average of rapes in Cambridge, a city of 106,000, is 22 incidents per year.

Percent Change

Last 4 Weeks

+200%

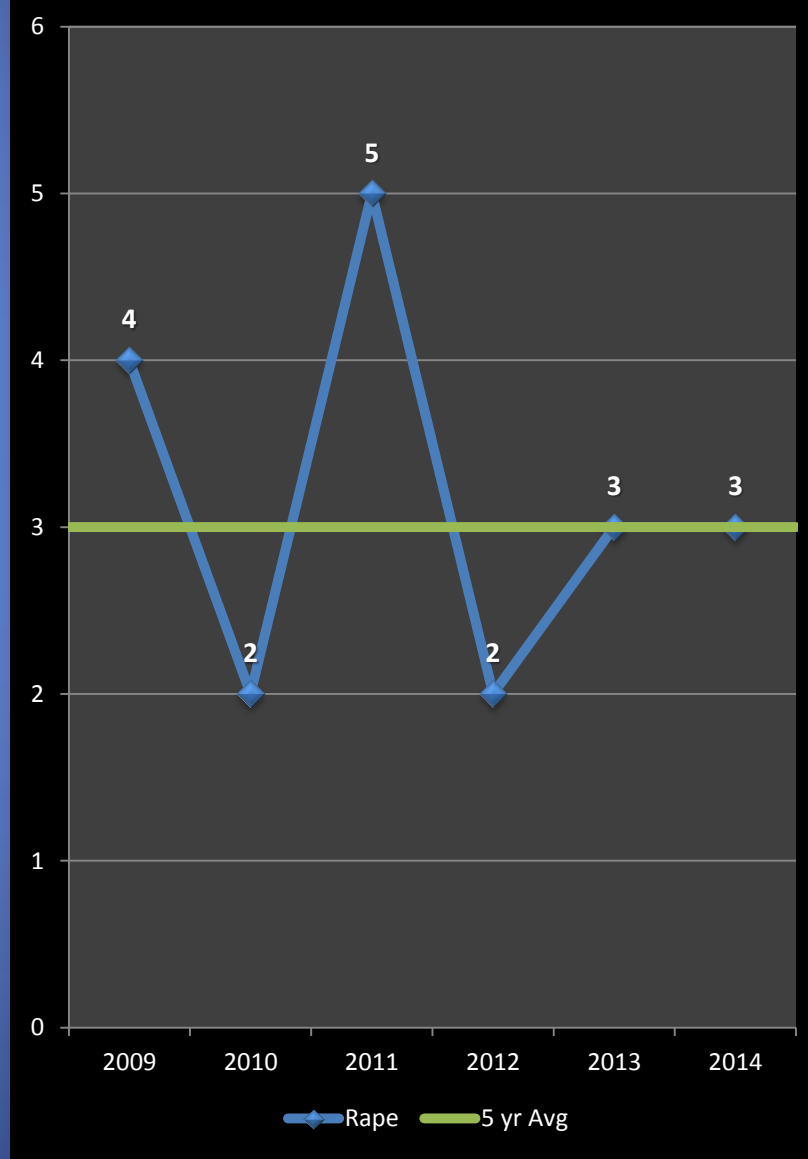
Previous Year

0%

5 Year Average

0%

*IN -CAL: Percentages are not calculated for numbers so small as to present a statistically misleading percentage.





ROBBERY

No Patterns

- The five-year average for overall robbery in Cambridge for the month of January is nine incidents. From January 7th to February 3rd of 2014, eight robberies were recorded, which translates to an **11% decline** below the projected total.
- There was a **30% decrease** in overall robberies from December 2013 to January 2014, with the total number of street robberies dropping from 6 to 3, which may have been influenced by the cold weather.
- The final street robbery statistics for 2013 **plunged 30%** when measured against the five-year average, down 37 crimes from the projected total of 125 incidents for the year. When compared with 2012, there was a **21% decrease** from 112 to 88 street robberies.
- There were 30 commercial robberies in Cambridge in 2013. The type of premises involved for these incidents were: (11) banks, (10) convenience stores, (3) drug stores, (2) gas stations, a liquor store, a parking garage, a fast food chain, and a miscellaneous retail establishment.
- One of the more substantial increases in 2013 was the 88% rise in commercial robberies. This increase should be tempered by the fact that this crime type dropped 53% the previous year to a 20-year low of 16 incidents.

Percent Change

Last 4 Weeks

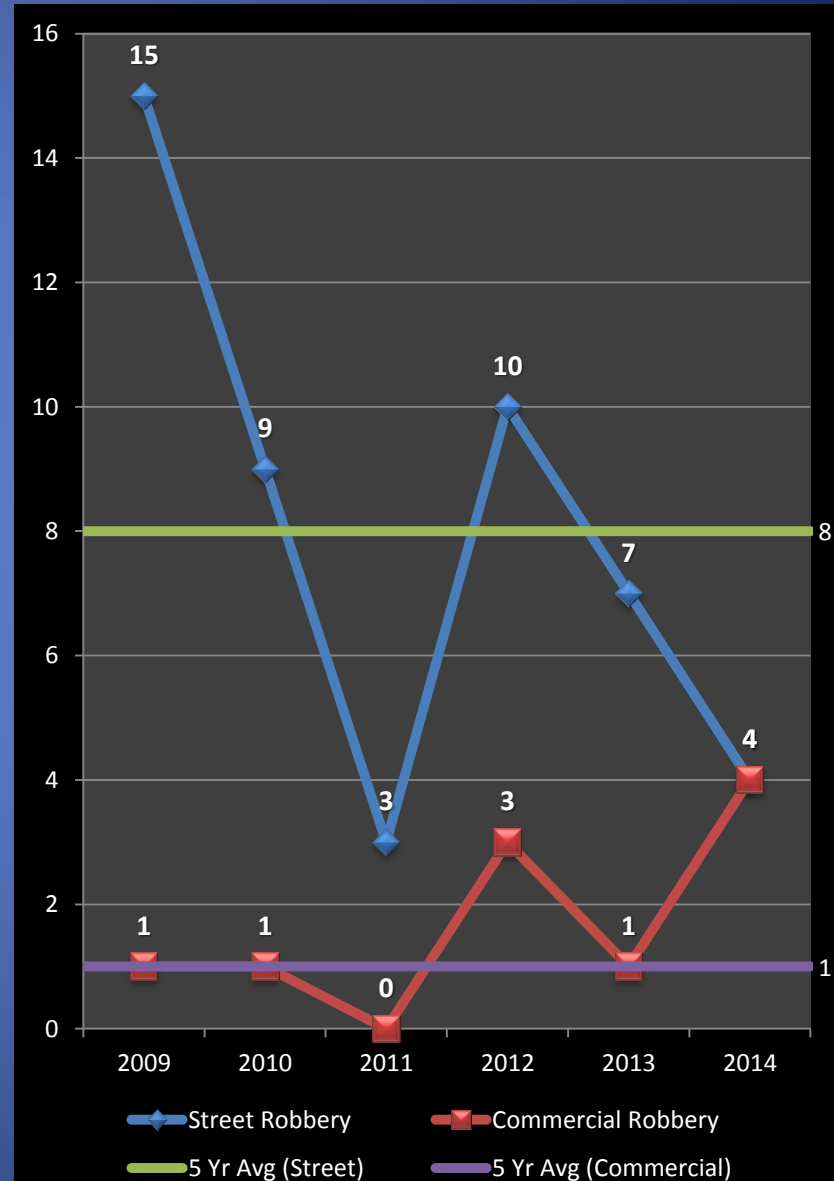
-30%

Previous Year

0%

5 Year Average

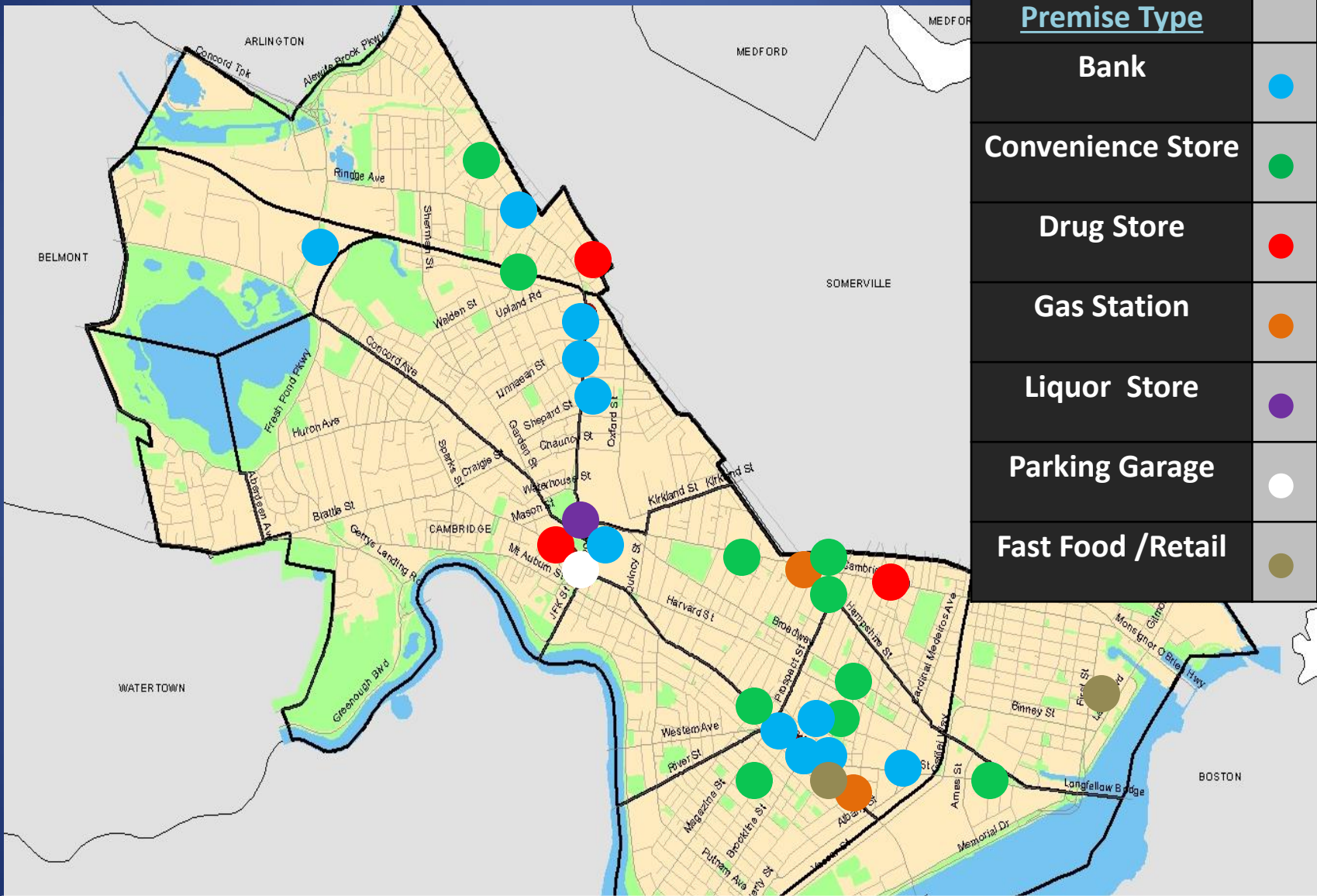
-11%





Commercial Robberies by Premise Type in 2013 (Final)

Cambridge Police BridgeStat

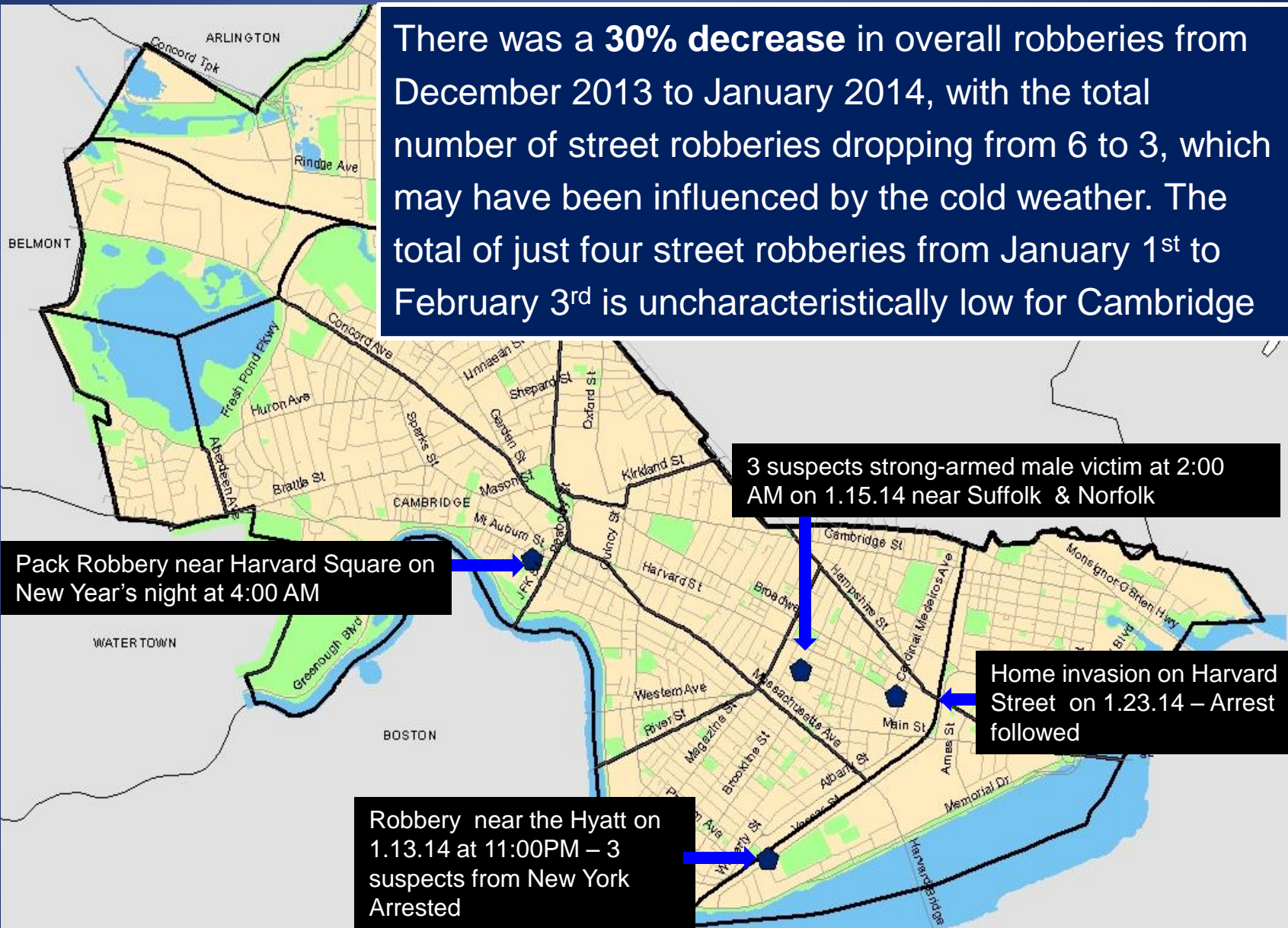


There have been 30 commercial robberies at: (11) banks, (10) convenience stores, (3) drug stores, (2) gas stations, a liquor store, a parking garage, a fast food chain, and a miscellaneous retail establishment in 2013



Street Robberies: 1/1/14 to 2/3/14

There was a **30% decrease** in overall robberies from December 2013 to January 2014, with the total number of street robberies dropping from 6 to 3, which may have been influenced by the cold weather. The total of just four street robberies from January 1st to February 3rd is uncharacteristically low for Cambridge



Pack Robbery near Harvard Square on New Year's night at 4:00 AM

3 suspects strong-armed male victim at 2:00 AM on 1.15.14 near Suffolk & Norfolk

Home invasion on Harvard Street on 1.23.14 - Arrest followed

Robbery near the Hyatt on 1.13.14 at 11:00PM - 3 suspects from New York Arrested



AGGRAVATED ASSAULT

No Patterns

- When compared to the first month of last year, aggravated assaults have registered a slight rise of 7%, with one additional crime recorded so far in 2014, up from 14 to 15 incidents. When measuring this violent index crime against the five-year average for this time period, there has been a decline of 6%, with one incident below the projected average of 16 assaults.
- One of the more significant statistics related to the final serious crime numbers in Cambridge in 2013 was the notable decline in aggravated assaults of 28% from the 2012 total and 27% below the five-year weighted average. The majority of this drop was attributable to a sharp decrease in domestic violence.

Breakdown of Assault Classification types in 2014:

Type	Number	% of Total
Domestic	7	47%
Homeless	2	13%
Bar /Alcohol	2	13%
Road Rage	2	13%

Percent Change

Last 4 Weeks

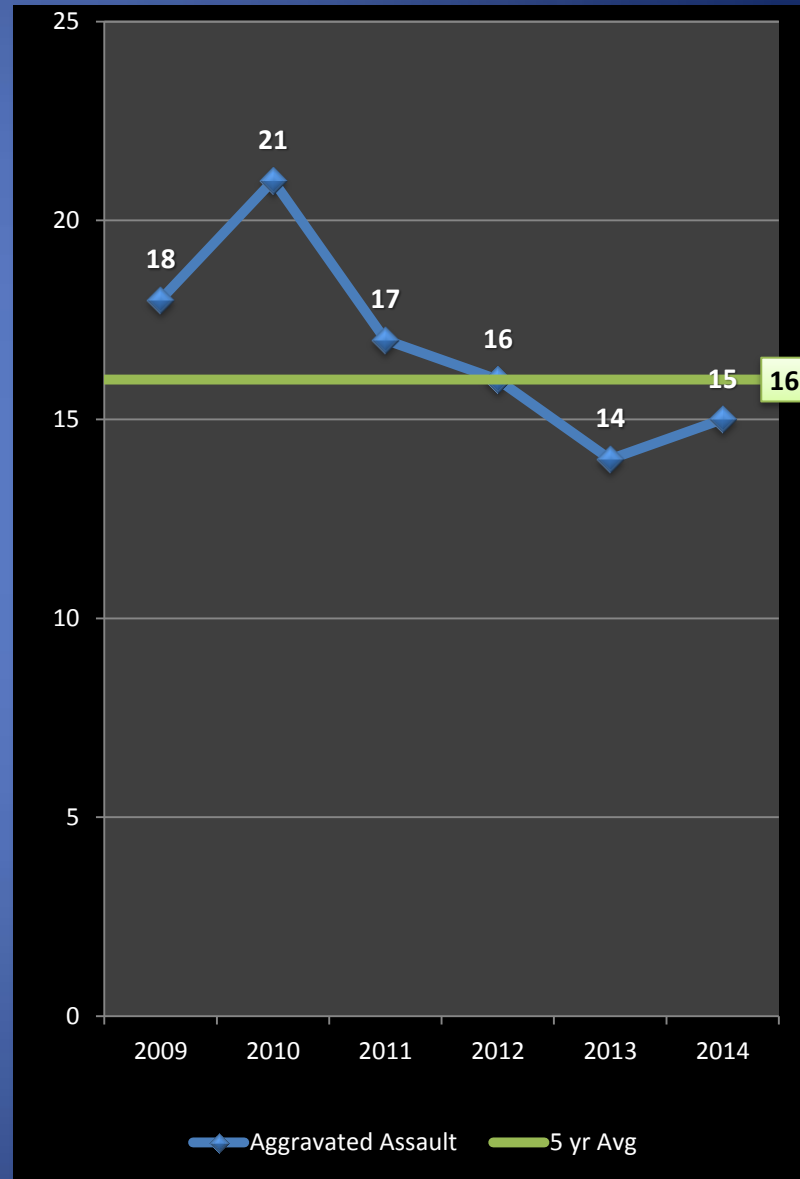
+33%

Previous Year

+7%

5 Year Average

-6%





Burglary

No Patterns

- The December 2013 burglary total of 15 incidents was exceptionally low and was down 58% from the previous month of November. **This fact must be considered when measuring the 80% increase for this crime from December 2013 to January 2014.** When adjusting for the five-year weighted average for burglary, there is actually a 21% decline from the January average of 38 incidents to the 30 that were reported over the first month of 2014. Further analysis reveals that when measured versus the first month of 2013, there has been but one additional burglary (+3%) recorded so far this year.
- Commercial burglary has **jumped 500%** when compared with January of 2013 when there was only one incident. A series of late-night smash and grabs in Central Square remains under investigation.
- Despite the emergence of three housebreak patterns during the 4th quarter of 2013, overall there was a 22% decline in housebreaks in Cambridge last year.

Percent Change

Last 4 Weeks

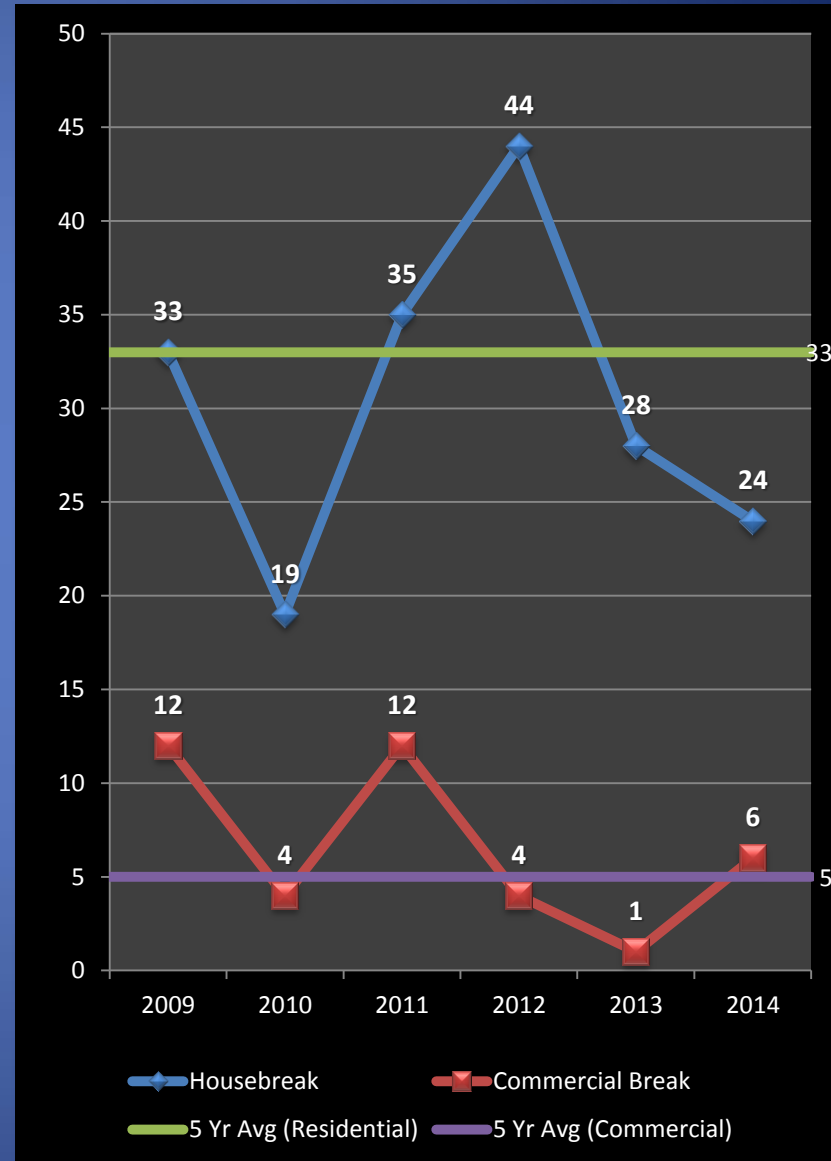
Previous Year

5 Year Average

+80%

+3%

-21%





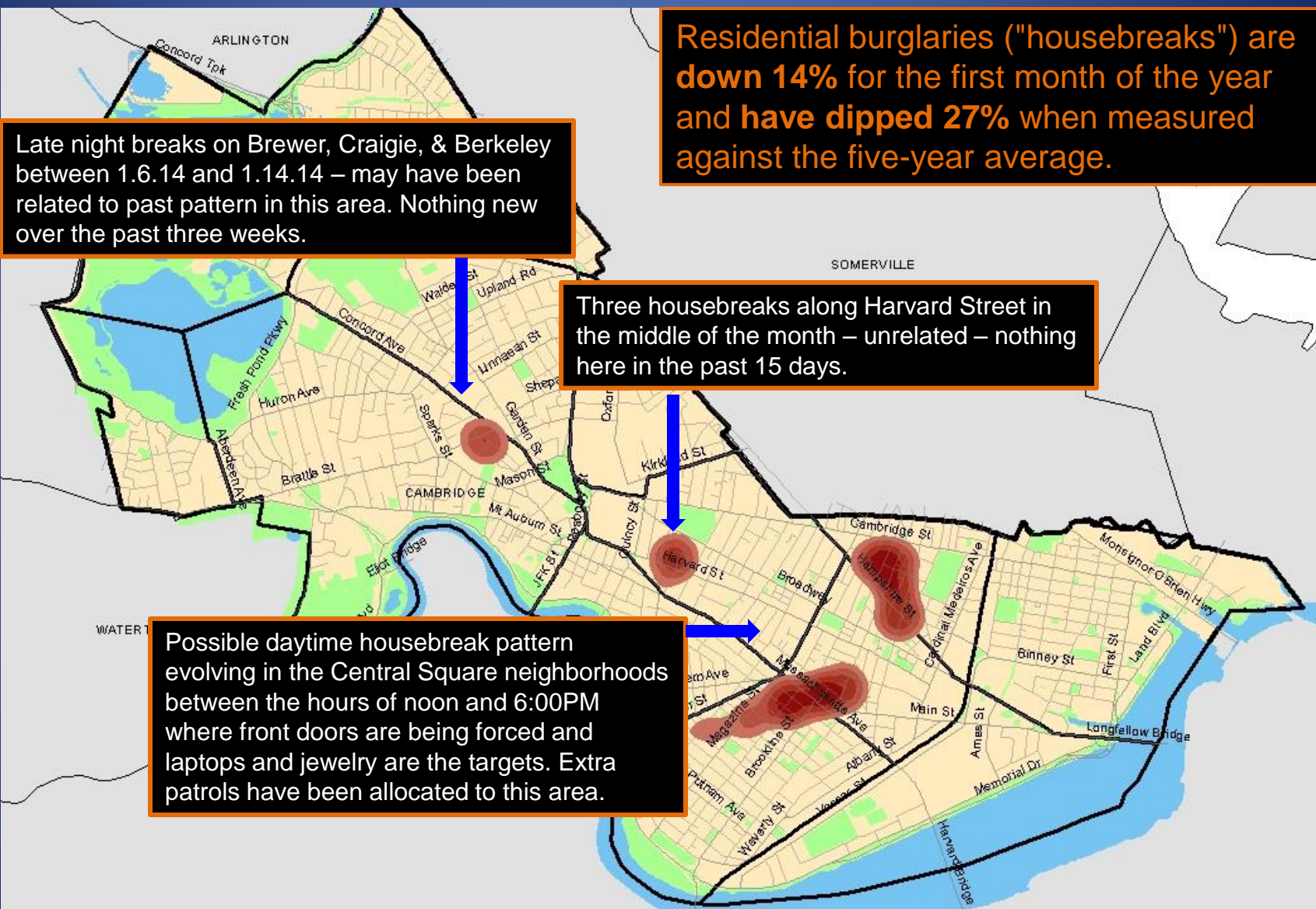
Housebreaks in Cambridge: January 2014

Late night breaks on Brewer, Craigie, & Berkeley between 1.6.14 and 1.14.14 – may have been related to past pattern in this area. Nothing new over the past three weeks.

Residential burglaries ("housebreaks") are **down 14%** for the first month of the year and **have dipped 27%** when measured against the five-year average.

Three housebreaks along Harvard Street in the middle of the month – unrelated – nothing here in the past 15 days.

Possible daytime housebreak pattern evolving in the Central Square neighborhoods between the hours of noon and 6:00PM where front doors are being forced and laptops and jewelry are the targets. Extra patrols have been allocated to this area.





LARCENY

Possible Emerging Pattern

- Overall, **larceny through the first month of 2014 has decreased by 37%** when compared with the same time frame in 2013 and is also down 37% when measured against the five-year weighted average.
- **Larcenies from motor vehicles are down 52% year-to-date** when compared with the same time frame in 2013. Part of this difference may be due to the colder and snowier weather in January of this year when compared to January 2013. LMVs rose by 2 incidents from 23 in December 2013 to 25 in January 2014.
- **Larcenies from persons year-to-date in 2014 have registered 43% below the level reported during the this time in 2013** with 12 fewer incidents this year, while the 2014 year-to-date total came in 11 incidents below the five-year average of 27 incidents. During the past month, a series of late-night thefts from patrons emerged at the *Middle East* in Central Square.
- **There have been 24 larcenies from buildings reported citywide through the first five weeks of 2014.** This total is 30 crimes (56%) below the number reported during this time frame in 2013 and 19 thefts (44%) below the five-year average. There are no patterns of this activity anywhere in Cambridge at the present time.
- Thus far in 2014, there have only been **3 bike thefts reported**, which is 8 incidents (73%) below both the total reported during this time frame in 2013 and the five-year average, both of which are 11. This decrease is likely due to the wintry weather over the past month. Bike thefts this month were reported in West Cambridge (2) and Inman/Harrington.

Percent Change

Last 4 Weeks

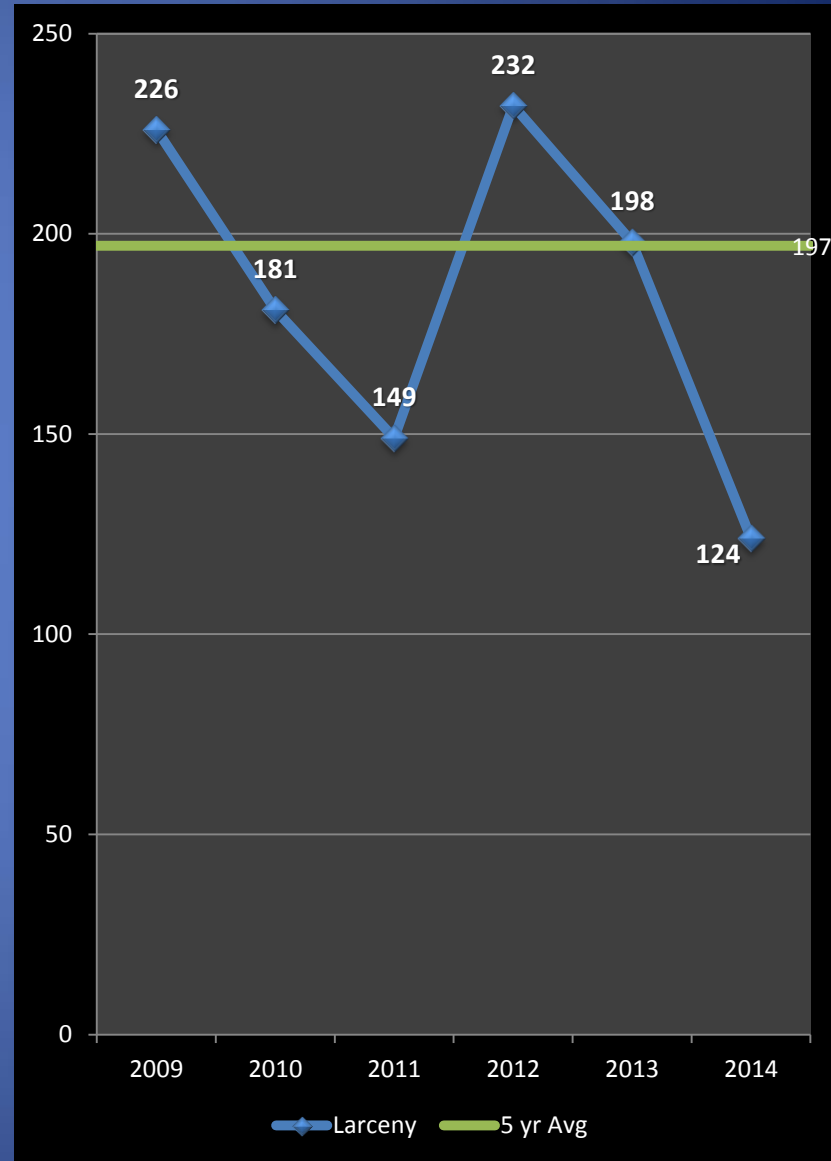
-11%

Previous Year

-37%

5 Year Average

-37%





LARCENY: *From MVs*

No Patterns

Percent Change

Last 4 Weeks

+9%

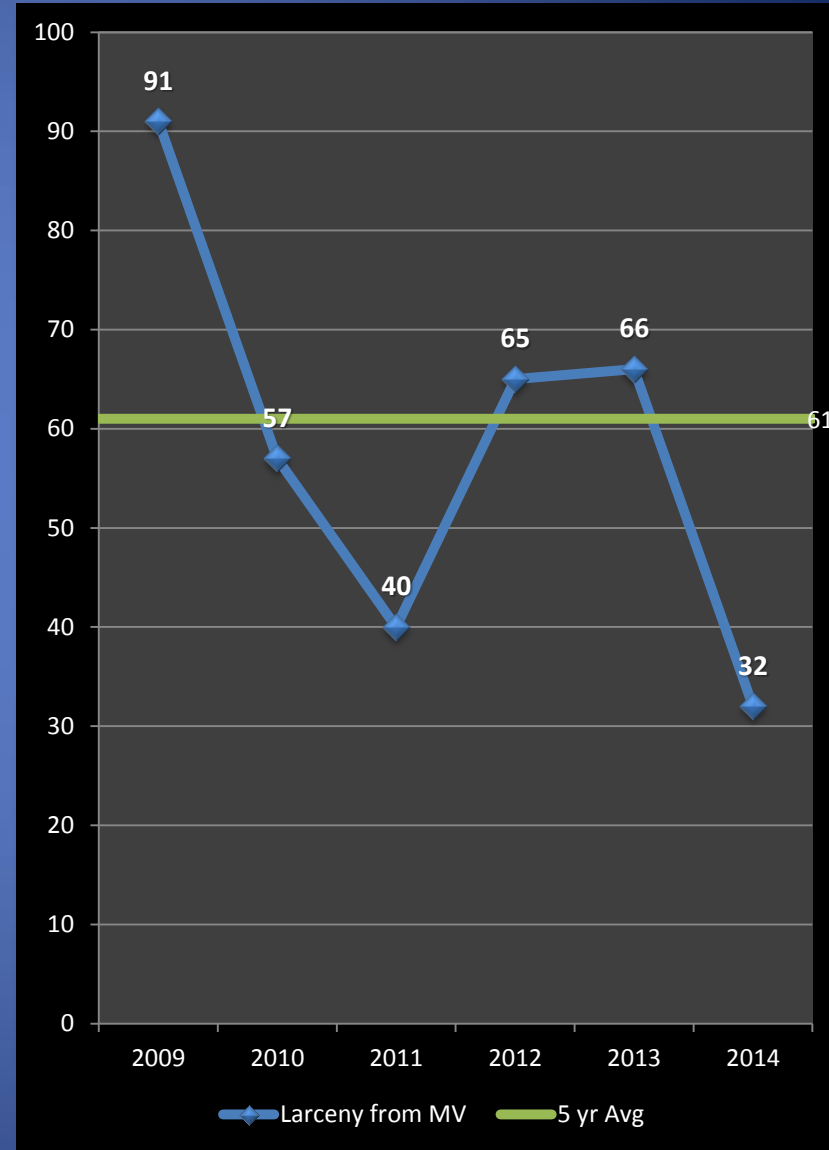
Previous Year

-52%

5 Year Average

-48%

- Larcenies from MVs **are down 52% year-to-date through February 3rd, 2014**, when compared with the same time frame in 2013. There have been 34 fewer thefts reported so far this year. This crime has also **fallen 48%** when measured against the five-year average, with **29 fewer incidents** than the projected total of 61 thefts.
- This index crime rose two incidents, or 9%, from December 2013 to January 2014. LMVs increased from 23 thefts last month to 25 this month.
- Sporadic thefts from unlocked vehicles are still occurring in Cambridgeport / Riverside but at a much slower rate than in the fall of 2013. However, this is still the hotspot area for the city this year. Incidents picked up in mid-January but dropped off at the end of the month with no further incidents reported after January 26th. Extra patrols and citizens' locking of vehicles tends to be an effective deterrent for this crime.
- Looking at last year's final numbers, larcenies from motor vehicles dropped 10% in 2013 when compared with the previous year. The total of 615 incidents was also 18% below the five-year average of 748 incidents.





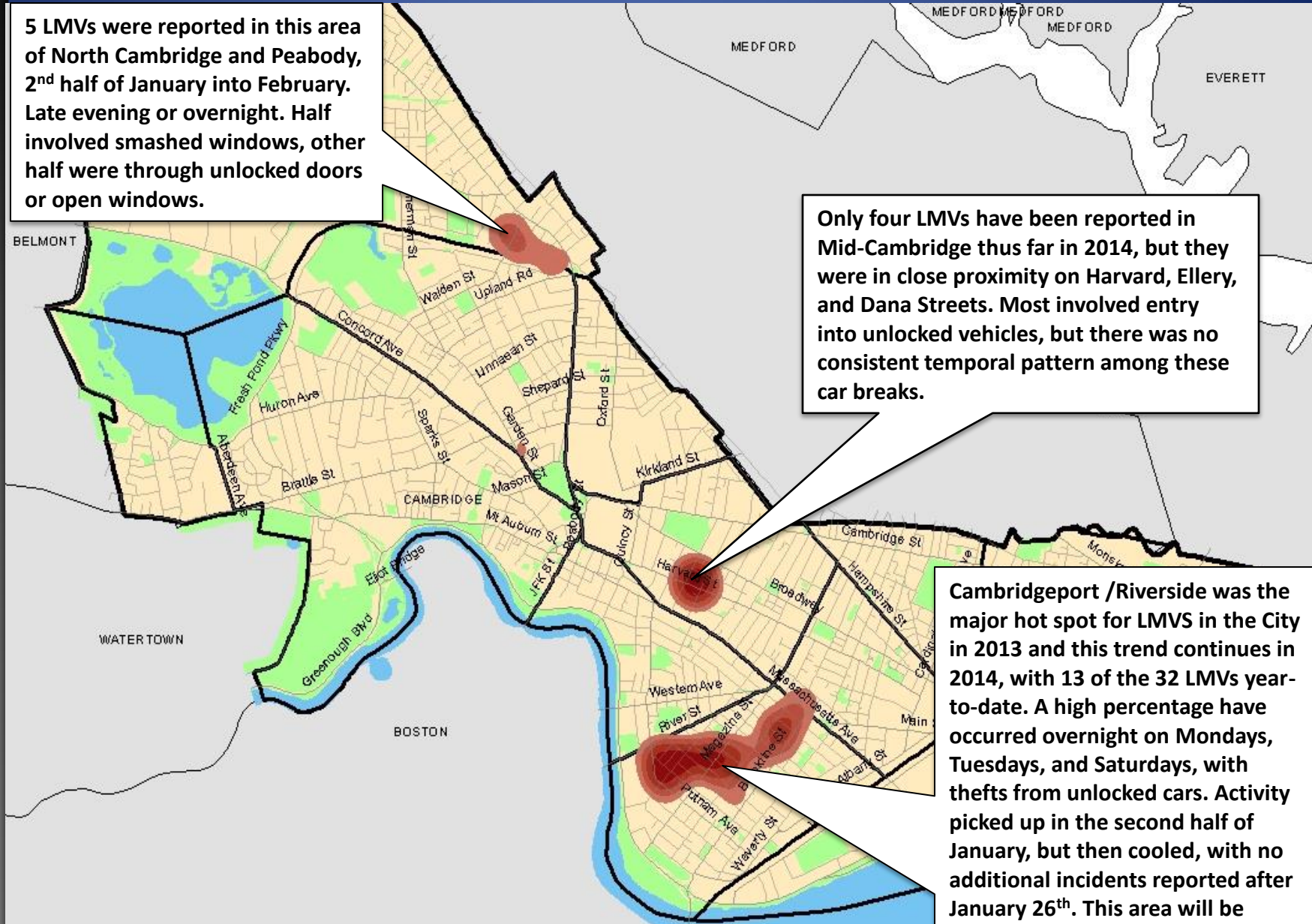
Larceny from MVs (LMVs): 1/1/14 to 2/3/14

Cambridge Police BridgeStat

5 LMVs were reported in this area of North Cambridge and Peabody, 2nd half of January into February. Late evening or overnight. Half involved smashed windows, other half were through unlocked doors or open windows.

Only four LMVs have been reported in Mid-Cambridge thus far in 2014, but they were in close proximity on Harvard, Ellery, and Dana Streets. Most involved entry into unlocked vehicles, but there was no consistent temporal pattern among these car breaks.

Cambridgeport /Riverside was the major hot spot for LMVS in the City in 2013 and this trend continues in 2014, with 13 of the 32 LMVs year-to-date. A high percentage have occurred overnight on Mondays, Tuesdays, and Saturdays, with thefts from unlocked cars. Activity picked up in the second half of January, but then cooled, with no additional incidents reported after January 26th. This area will be monitored.





Larceny from Motor Vehicles

What can we do?

Police Response Strategy:

- Cambridge Police are focused on prevention of these crimes by increasing officer visibility in targeted areas.
- Citizens are encouraged to take the proper precautions to protect their vehicles and their belongings by doing everything possible to not make their vehicles easy targets.



Citizen Response Strategy:

- Citizens are asked to take the following precautions to protect themselves, their vehicles, and their belongings from theft:
 - Make sure all of your car doors are locked when you leave your vehicle.
 - Take extra care when out doing your shopping.
 - If you are **approached by a suspicious person** while you are in your vehicle, **sound your horn to attract attention.**
 - **NEVER LEAVE VALUABLES EXPOSED IN YOUR CAR.**
 - If you must leave packages or valuables in your car, **place them in the trunk of under a blanket to conceal them**
 - Visit our website for more tips to keep your vehicles and belongings at www.CambridgePolice.org/SafetyTips



LARCENY: *from Person*

Possible Emerging Pattern

Percent Change

Last 4 Weeks

-25%

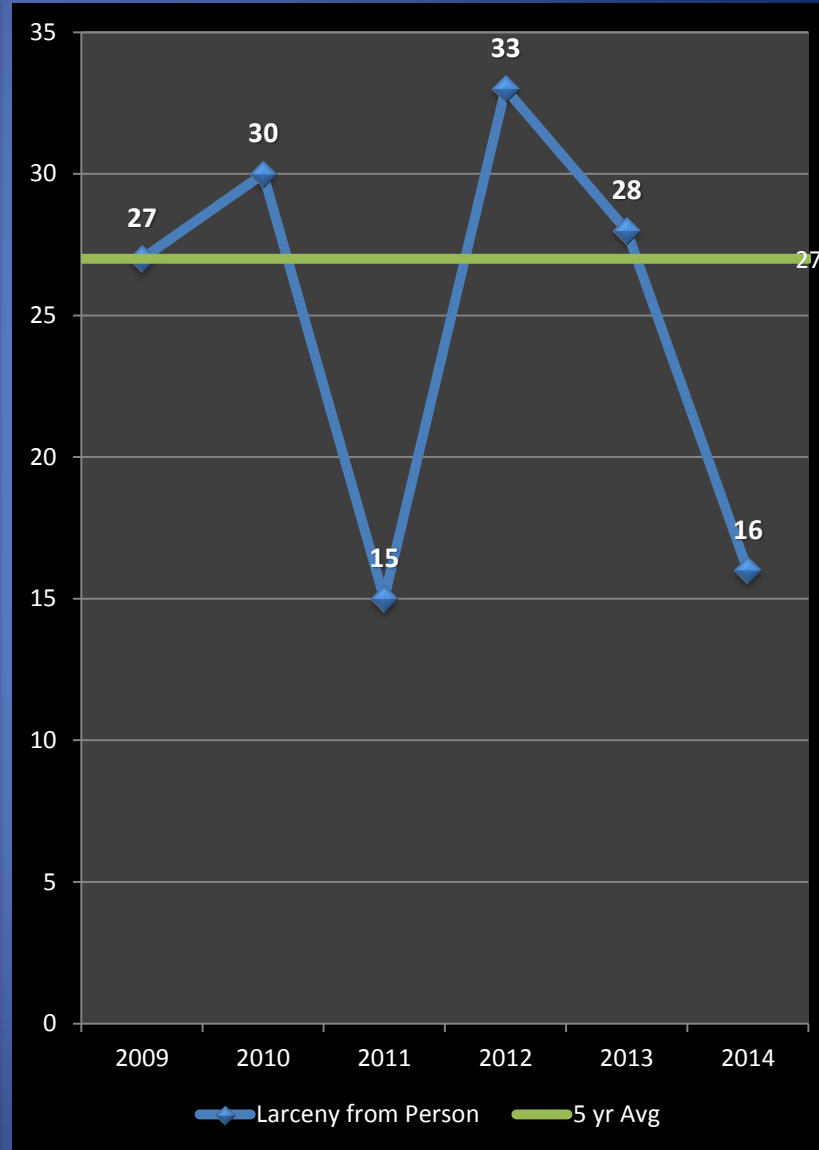
Previous Year

-43%

5 Year Average

-41%

- **Larcenies from the person are down 12 incidents (43%) through 2/3/14** when compared with the same time frame in 2013. The total of 16 incidents reported in 2014 is 11 incidents (41%) below the five-year average of 27.
- Larcenies from the person citywide dropped by five incidents from December 2013 (20 thefts) to January 2014 (15 thefts).
- The most notable activity of this type over the past month has involved a series of thefts from victims at the *Middle East* in Central Square. Between January 23 and 26, five thefts of purses, cell phones, and a wallet were reported at late-night shows between 10pm and 2am at this location. An Arlington male was arrested for Receiving Stolen Property in connection with one of these incidents. No incidents have been reported since January 26.
- Often, much of the larceny from person activity is reported at the many bars and restaurants in Harvard Square (known as "dipper" activity). However, only one dipper incident was reported in the Square in January.





LARCENY: of *Bicycle*

No Patterns

- There were only 3 bike thefts reported through the first five weeks of 2014. This total is 8 incidents below both the total reported during this time frame in 2013 and the five-year average, both of which are 11 incidents.
- Bike thefts also dropped by 50% (3 incidents) from December 2013 to January 2014. As would be expected, both bike ridership and bike thefts continue to drop with the cold and snowy weather. Only two neighborhoods experienced bike thefts this month, West Cambridge (2) and Inman.
- Two of the three thefts this year involved bikes that were locked but left out in the open (locked to public bike racks, for example).
- Bike thefts were up 8% in 2013 when compared with 2012's numbers, with 27 additional thefts in 2013.
- **Breakdown by Neighborhood, year-to-date:**

Neighborhood	Total	% Citywide
West Cambridge	2	67 %
Inman	1	33 %

Percent Change

Last 4 Weeks

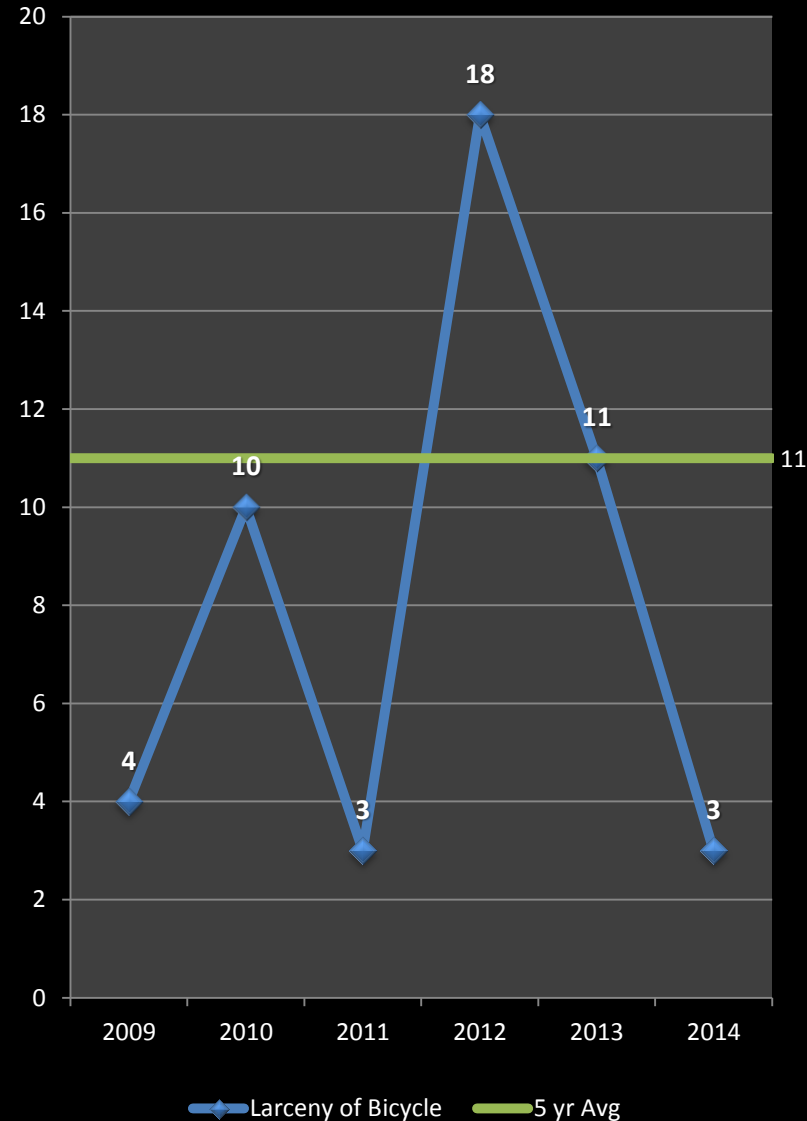
-50%

Previous Year

-73%

5 Year Average

-73%





Larceny of Bicycles:

What Can We Do?

Police Response Strategy:

- Bicyclists stopped for infractions will be reminded to use lights when biking at night, wear helmets under the age of 16, and other safety tips to promote safer biking in the city.



Citizen Response Strategy:

- Bicyclist are encouraged to record their bike's serial number as well as take a picture of their bike to provide to police in the event that it is lost or stolen.
- For information on bicycle safety, visit: www.CambridgePolice.org/CommunityResources.
 - Click on the "Bicycle Safety and Registration" link.
- Stores should be vigilant in recording serial numbers and customer information on sales.
- Universities should encourage students to register their bikes and distribute information on the correct locking procedures.



AUTO THEFT

No Patterns

- The projected five–year weighted average for auto thefts after the first month of the year is 8. In 2014, with only 3 thefts year-to-date, we are already seeing a drop from both 2013 and the five-year average of more than 50% in both instances.
- Although the four-week change is showing that there was an increase of 50% from December to January, auto thefts have only increased by 1 incident from 2 to 3.
- Since the beginning of the year, thefts have been reported in West Cambridge, East Cambridge, and Area 4.
- Year-to-date, only one of the stolen motor vehicles has been recovered.
- In 2013, we ended the year with the lowest reported number of autos thefts ever recorded in Cambridge at 106. Cambridgeport reported the largest number of auto thefts in 2013 with 22, which was still down 4% from the five-year average for that neighborhood.

Percent Change

Last 4 Weeks

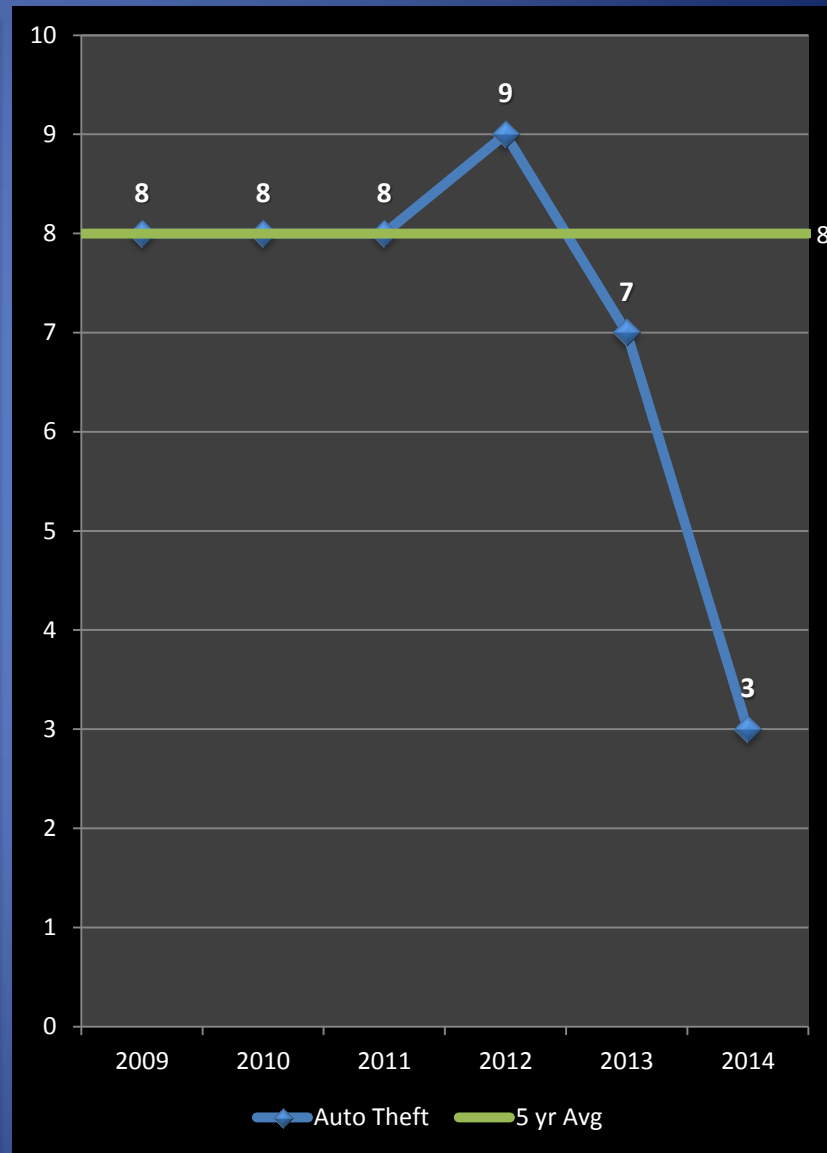
+50%

Previous Year

-57%

5 Year Average

-63%





Help Prevent Crime

And keep yourself informed!

To receive information from the CPD:

- Sign up with for the **Cambridge Alert Network**, to receive alerts about emerging crime patterns, neighborhood meetings, and crime prevention tips, by visiting www.CambridgeMa.gov/AlertNetwork.
- “Like” the Cambridge Police Department on Facebook at www.facebook.com/CambridgePolice
- Follow [@CambridgePolice](https://twitter.com/CambridgePolice) on Twitter.
- Visit our website at www.CambridgePolice.org for valuable information and reports including the Daily Log and BridgeStat, which is published on the first Friday of every month.
- Download our new “MyPD” smartphone app at www.CambridgePolice.org/MyPD.

To Share Information with the CPD:

- Call our Non-Emergency Telephone Number at **617-349-3300**.
 - Every call for service generates a police response, so help drive our resources by reporting things that seem suspicious or out of the ordinary.
- Send an Anonymous TEXT-A-TIP:
 - Send an ANONYMOUS text message to **Tip411 (847411)**. Begin your message with Tip650 and then type your message. You will receive a response from the Cambridge Police with the option to continue communicating. Please remember that this is not a replacement for 9-1-1. **If you witness an emergency situation, please call 9-1-1 immediately.**
- Send an Anonymous Crime Tip E-Mail at www.CambridgePolice.org/Tips



Questions?

- In the coming week, a “2013 Crime Snapshot” will be released on our website.
- The complete 2012 Cambridge Police Annual Crime Report is available on our website at www.CambridgePolice.org. The 2013 Annual Crime Report will be released later this winter.
- We welcome all questions, comments, and suggestions.
- Please direct your feedback to: BridgeStat@CambridgePolice.org.
- To review previous editions of BridgeStat, visit our website at www.CambridgePolice.org/BridgeStat.