



Cambridge Police Department BridgeStat

December 2020

Produced by the Crime Analysis Unit

**Preliminary 2020 Year-to-Date numbers are subject to change as data is finalized in the coming weeks.*



Part I Total Crime

An analysis of the preliminary end-of-the-year serious crime number totals for Cambridge in 2020 reveals a measured increase of 8%, with 174 additional serious incidents in the City reported to the FBI when compared with the final count for 2019. When measured against the five-year average, a slight 2% rise in the crime index has been registered. Further analysis reveals that this moderate incline in criminal activity comes on the heels of last year's total, which was the lowest crime index total for the City in over 60 years.

The unofficial final breakdown of Part One crime statistics for the time period of January 1st to December 28th indicates that there were 2,421 serious crimes reported in the City through the third-to-last day of 2020. For the same time period in 2019, the combined total for Murder, Rape, Robbery, Aggravated Assault, Burglary, Larceny & Auto Theft was 2,247 incidents.

A deeper analytical dive into the crime totals for 2020 illustrates that violent crimes have recorded a 3% decrease with nine fewer incidents below the same time period in 2019. When measuring the property crime totals for 2020 against those of the same time period last year, the numbers reflect a sharp escalation of 9% from 1,959 property crimes in 2019 to 2,142 in 2020, which translates to 183 additional crimes.

(Note that fraud—particularly unemployment fraud—was up significantly in 2019, but it is considered a Part Two Crime. It is not one of the seven Part One crime types—murder, rape, robbery, aggravated assault, burglary, larceny, and auto theft—that departments are required to report to the FBI each year as part of the Uniform Crime Reporting (UCR) Index. Therefore, it is not counted in, nor does it affect, our reported serious crime.)

	4 Week Snapshot			Year to Date			Five Year	
	11/3/20 - 11/30/20	12/1/20 - 12/28/20	Change	2019	2020	Change	Avg	Change
Total Violent Crime	21	18	-14%	288	279	-3%	297	-6%
Total Property Crime	169	175	4%	1959	2142	9%	2087	3%
Total Part I Crime	190	193	2%	2247	2421	8%	2384	2%



Part I Property Crime

The preliminary end-of-the-year property crime figures for 2020 points to a 9% increase when measured against the 2019 totals and a 3% ascent above the five-year average, with 55 incidents above the 2,087 crimes forecasted for this time period.

Seven of the 14 property crime categories recorded either major and slender increases this year when measured against 2019. A 57% surge in larceny of residences, a 45% jump in larcenies from motor vehicles, and a 41% escalation in bicycle thefts represented the major rises in property crimes identified in 2019.

Property crimes registering upturns when compared with their five-year averages include: larceny from residence (+59%); larceny of bicycles (+68%), larceny from motor vehicles (+20%), and commercial breaks (+14%). Conversely, the year-end total for larcenies from persons was the lowest number recorded for this crime in the City in decades.

	4 Week Snapshot			Year to Date			Five Year	
	11/3/20 - 11/30/20	12/1/20 - 12/28/20	Change	2019	2020	Change	Avg	Change
Burglary	7	11	57%	154	183	19%	238	-23%
Commercial Break	2	1	-50%	35	56	60%	49	14%
Housebreak	5	10	100%	119	127	7%	189	-33%
Larceny	156	159	2%	1697	1876	11%	1742	8%
Larceny (Misc)	2	2	0%	39	41	5%	41	0%
Larceny from Building	13	8	-38%	215	126	-41%	261	-52%
Larceny from MV	32	37	16%	235	341	45%	284	20%
Larceny from Person	12	9	-25%	159	102	-36%	170	-40%
Larceny from Residence	29	59	103%	246	385	57%	242	59%
Larceny of Bicycle	51	24	-53%	425	600	41%	357	68%
Larceny of Plate	0	0	IN-CALC	18	9	-50%	22	-59%
Larceny of Services	2	0	-100%	15	5	-67%	21	-76%
Shoplifting	15	20	33%	345	267	-23%	343	-22%
Auto Theft	6	5	-17%	108	83	-23%	107	-22%
Total Property Crime	169	175	4%	1959	2142	9%	2087	3%



Part I Violent Crime

The preliminary end-of-the-year figures for 2020 point to a 3% dip for violent crimes in Cambridge with nine fewer incidents reported. The projected five-year weighted average for violent crime in Cambridge for the year was 297 incidents. Through December 28th of this year, there were 279 violent crimes registered in the City, which reveals a 6% drop below the number forecasted.

A mild decrease in robberies has been measured this year with eight fewer crimes reported in 2020, resulting in an 11% downturn in this category of criminal activity over last year, and 23 incidents (-26%) recorded under the 87 robberies forecasted for the year. The total of 50 street robberies represented an 18% decrease from both last year's total and the number forecasted for 2020. The remarkable streak of 27 months without a bank robbery came to an abrupt conclusion when a serial robber hit twice around Thanksgiving of 2020.

On April 23rd, Jose Bermudez was arrested for the fatal daylight stabbing of a homeless man in Central Square on April 14th. Bermudez is being held without bail. This was the first homicide reported in Cambridge since January of 2019 and it ended up being the only homicide reported in 2020. The total number of rapes counted in 2020 remains unchanged when compared with the same time period in 2019. Due to a number of factors and vagaries in the National Incident Based Reporting System, the final count in rapes for 2020 should be considered a preliminary number at the present time.

	<u>4 Week Snapshot</u>			<u>Year to Date</u>			<u>Five Year</u>	
	11/3/20 - 11/30/20	12/1/20 - 12/28/20	Change	2019	2020	Change	Avg	Change
Homicide	0	0	IN-CALC	1	1	0%	1	0%
Rape	4	1	-75%	27	27	0%	28	-4%
Robbery	5	7	40%	72	64	-11%	87	-26%
Commercial Robbery	3	2	-33%	11	14	27%	26	-46%
Street Robbery	2	5	150%	61	50	-18%	61	-18%
Aggravated Assault	12	10	-17%	188	187	-1%	180	4%
Total Violent Crime	21	18	-14%	288	279	-3%	297	-6%



MURDER

No Patterns

- On April 23, 2020, Jose Bermudez was arrested for the fatal daylight stabbing of 33-year-old Danilo Perez in Central Square on April 14. Bermudez and Perez were both part of the homeless community and were known to each other. Bermudez is being held without bail. This was the first homicide reported in Cambridge since January of 2019 and it ended up being the only homicide recorded in 2020.
- There was one murder recorded in Cambridge in 2019. The Middlesex District Attorney's Office and the Cambridge Police are asking for the public's assistance regarding the ongoing investigation into the fatal incident that occurred in the New Street area of Danehy Park around 6:30PM on the night of January 2nd, 2019. This incident is being investigated as a homicide. The preliminary investigation suggests that the victim, 60-year-old Paul Wilson, died as a result of blunt force trauma and that robbery does not appear to have been the motive.
- On July 22, 2018, 15-year-old Richelle Robinson of Cambridge died following an assault in which she was shoved to the ground on Cambridge Street. The Office of the Chief Medical Examiner later ruled the cause of death to be blunt force trauma. On July 30, 2019, following an investigation by the Cambridge Police Department, the Massachusetts State Police, and the Middlesex District Attorney's Office, Isaias Plaza (4/7/00, homeless) was arraigned on charges of manslaughter and assault and battery causing serious bodily injury in connection with Robinson's death.

Percent Change*

Last 4 Weeks

Previous Year

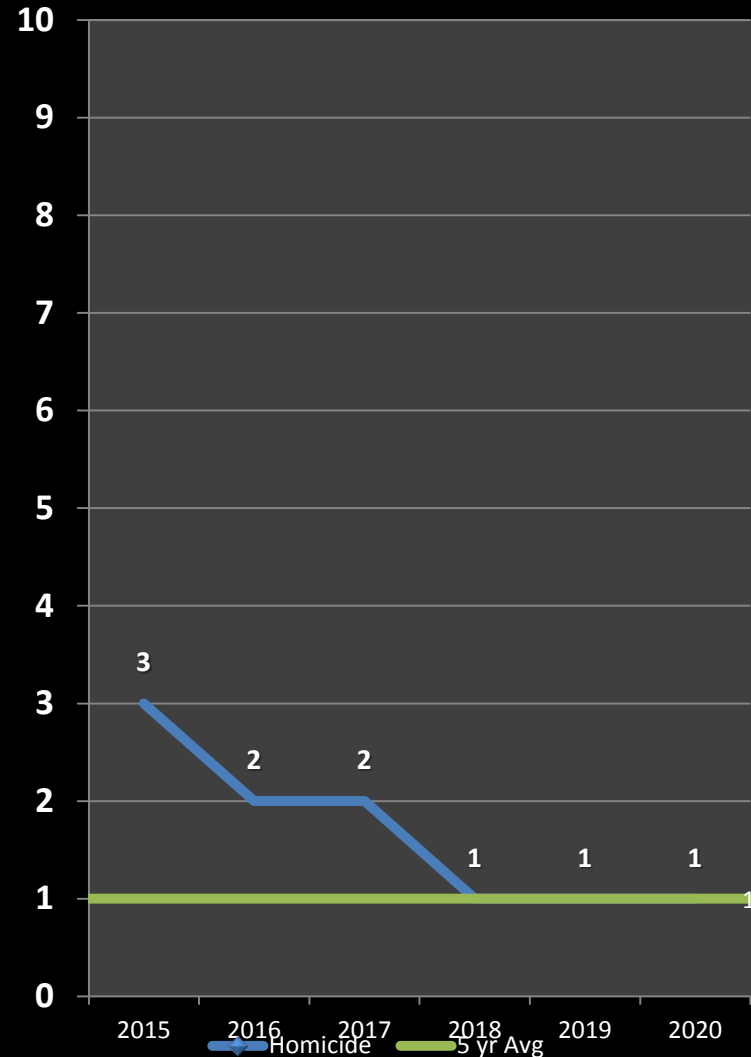
5-Year Average

In-Calc

0%

0%

*IN -CAL: Percentages are not calculated for numbers so small as to present a statistically misleading percentage.





Characteristics of Murder in Cambridge

For the 30-year period between 1960 and 1989, the City of Cambridge averaged slightly less than five murders per year. The annual average since 1990 has fallen to approximately two per year. Trend analysis over recent years points to two recurring murder scenarios in Cambridge: domestic murder, in which one family member is brutally killed by another in a homicidal rage, and the murder of young males by a handgun or knife in acts of retaliatory street violence.

Cambridge Murder Statistics, 1990-2020

- 63 people murdered in 58 incidents (in 4 of the incidents, 2 or more people were killed)
- 43 victims were male
- 20 victims were female
- Most common weapons: handguns (29 incidents) and knives (14 incidents)
- 19 of the 58 cases are still under investigation or remain unsolved
- 27 of the 37 cases since 2000 have been cleared by arrest or by the death of the suspect.



Unsolved Murders: 1999 to 2019

Cambridge Police BridgeStat

Colin Burton, 30, of Dorchester, was shot and killed outside of Hi - Fi Pizza on Mass Ave in Central Square on September 18th, 1999. Burton was talking with the occupants of a Ford Explorer when the subject in the passenger seat fired through the window. Two suspects fled the scene. The case remains under active investigation.



September 18, 1999, Mass Ave



April 5, 2002, Mass Ave

Ian Gray, 19, of Mattapan, was in an argument outside of the Rhythm & Spice restaurant that spilled out onto Mass Ave. A suspect that had left the scene returned with a group of people and a fight ensued. A knife was produced during the altercation and four gunshots were fired, fatally wounding Gray. This case remains open.

On June 17th, 2002 at 7:00PM, **Ricardo Williams**, 27, of Malden, was found in the driver's seat of a motor vehicle suffering from a gunshot wound to his face. Williams was taken to CCH where he was pronounced dead. This case remains open.



June 17, 2002, Windsor St.



June 16, 2009, Rindge Ave

Jason Ellcock, 33, of Malden, formerly of Cambridge and father of three, was found with multiple gunshot wounds in front of the driveway to 364 Rindge Ave at 3:05 AM on the night of June 16th, 2009. He was pronounced dead at the scene. This incident remains under investigation.

Anyone with information about these crimes is asked to contact CPD at 617-349-3370.



Unsolved Murders: 1999 to 2019


Cambridge Police BridgeStat



March 12, 2011, Brookline St.

James Lauture, 30, of Cambridge, was sitting in a vehicle near Brookline and Watson Streets just after midnight on Saturday, March 12th, 2011, when an unknown gunman opened fire. The occupants in the car were able to drive to Central Square. Lauture died from multiple gunshot wounds. The other man in the vehicle survived. This case remains open.

On June 3rd, 2012, **Charlene Holmes**, 16, of Cambridge, was shot while sitting on a porch on Willow St. She later succumbed to her wounds at the hospital. The investigation into this incident remains active, but no arrests have been made to date.



June 3, 2012, Willow St



July 3, 2014, Windsor Street.

On July 3rd, 2014, at 10:00 PM, **Kensley David**, 22, suffered a single gunshot wound to the head while on Windsor Street. Investigators believe that the incident was not random. This case remains under investigation.

The first murder of 2016 in Cambridge occurred on the night of March 22nd when **Armando Hernandez Jr**, 30, of Belmont was killed by gunfire on Mt. Auburn St just before 10 PM. Area residents said they heard 10 or 11 gunshots. A second victim was hospitalized with a leg wound. This case remains under investigation.



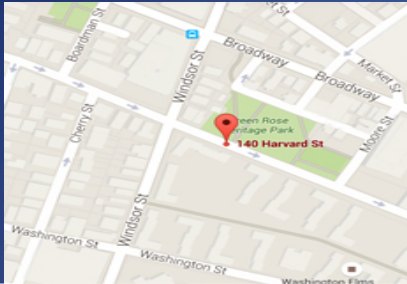
March 22, 2016, Mt Auburn St

Anyone with information about these crimes is asked to contact CPD at 617-349-3370.



Unsolved Murders: 1999 to 2019

Cambridge Police BridgeStat



June 25, 2016, 140 Harvard St.

On June 25th of 2016, Cambridge Police responded to a report of a shooting outside of 140 Harvard Street. Arriving officers discovered the victim, **Anthony Clay**, 49, of Cambridge suffering from a gunshot wound. The victim was transported to Massachusetts General Hospital where he was pronounced dead. This case remains under investigation.

At 3:40 a.m. on October 14, 2017, **Ednilson DaCosta**, 28, of Dorchester, was shot in a motor vehicle in the area of Windsor Street & Evereteze Way. He was pronounced deceased at a local hospital. Minutes later, another male was shot and killed in Somerville. On November 3, 2017, Tony Harris, 28, of Everett, was arrested for the Somerville homicide, but the murder of Ednilson DaCosta remains under investigation.



October 14, 2017, Windsor St.



January 2nd, 2019, Danehy Park

Around 6:30PM on the night of January 2nd, 2019, a fatal incident occurred in the New Street area of Danehy Park. This incident was classified as a homicide. The investigation suggests that the victim, 60-year-old **Paul Wilson**, died as a result of blunt force trauma and that robbery does not appear to have been the motive. This case remains under investigation.

Anyone with information about these crimes is asked to contact CPD at 617-349-3370.



RAPE

No Patterns

- Preliminary counts indicate that there were 27 rapes reported through December 28th of 2020, the exact same total for the same time period 2019. The five-year average for the year projected to 28 rapes being recorded in Cambridge, one above this year's total.
- The 27 rapes in Cambridge in 2020 have been categorized in the following manner: eight of these incidents have been chronicled as domestic situations, 11 were classified as acquaintance assaults, four were contact incidents, and four were blitz scenarios, one of which was an incident in the Alewife section of the City that remains under investigation.
- Given the tendency for rape statistics to fluctuate each year, projecting future totals is a risky business at best. The actual number of stranger-to-stranger rapes each year in Cambridge—between one and five—remains extremely low.

Percent Change*

Last 4 Weeks

-75%

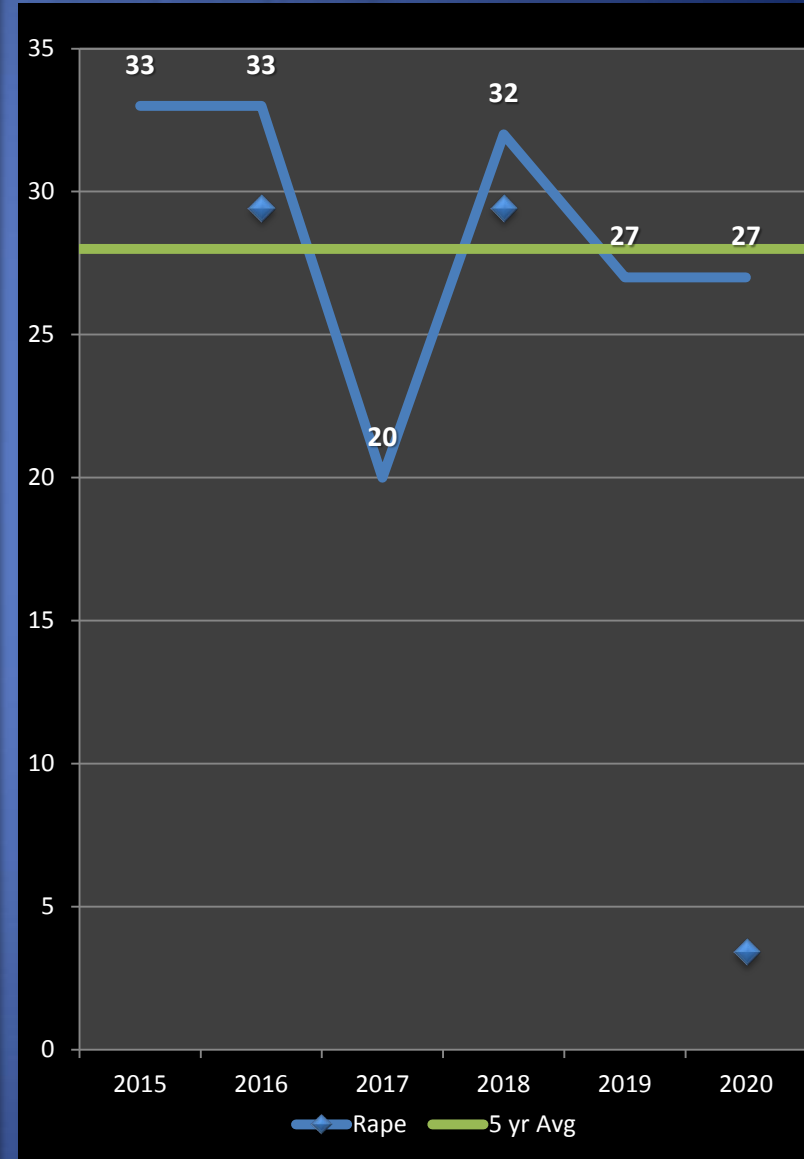
Previous Year

0%

5-Year Average

-4%

*IN -CAL: Percentages are not calculated for numbers so small as to present a statistically misleading percentage.





AGGRAVATED ASSAULT

No Patterns

- When comparing the preliminary number total for aggravated assaults for 2020 with the same time frame in 2019, there has been a minimal decrease of 1% in this violent crime category, with one less incident counted. The total of 187 aggravated assaults reported was 7 crimes (+4%) above the projected five-year average of 180 assaults through December 28th.
- The 187 aggravated assaults reported through December 28th of 2020 were composed of the following classifications: 51 domestic altercations; 36 unprovoked scenarios; 27 homeless assaults; 23 altercations between acquaintances; 15 affrays; 8 road rage incidents; 6 juvenile fights; 4 workplace assaults; 4 assaults between a shop owner and patron; 4 assaults against police officers; 4 incidents involving neighbors; 4 assaults involving psychotic episodes; and 1 incident involving a drug deal.
- There were seven reports of shots fired through December 28th of 2020. Through the same time period in 2019, there were ten shots fired incidents without injury and one shooting with a non-fatal injury.
- Aggravated assaults categorized as domestic in nature have increased by 24% from 41 to 51 incidents when comparing 2019 to 2020, through December 28th.

Percent Change

Last 4 Weeks

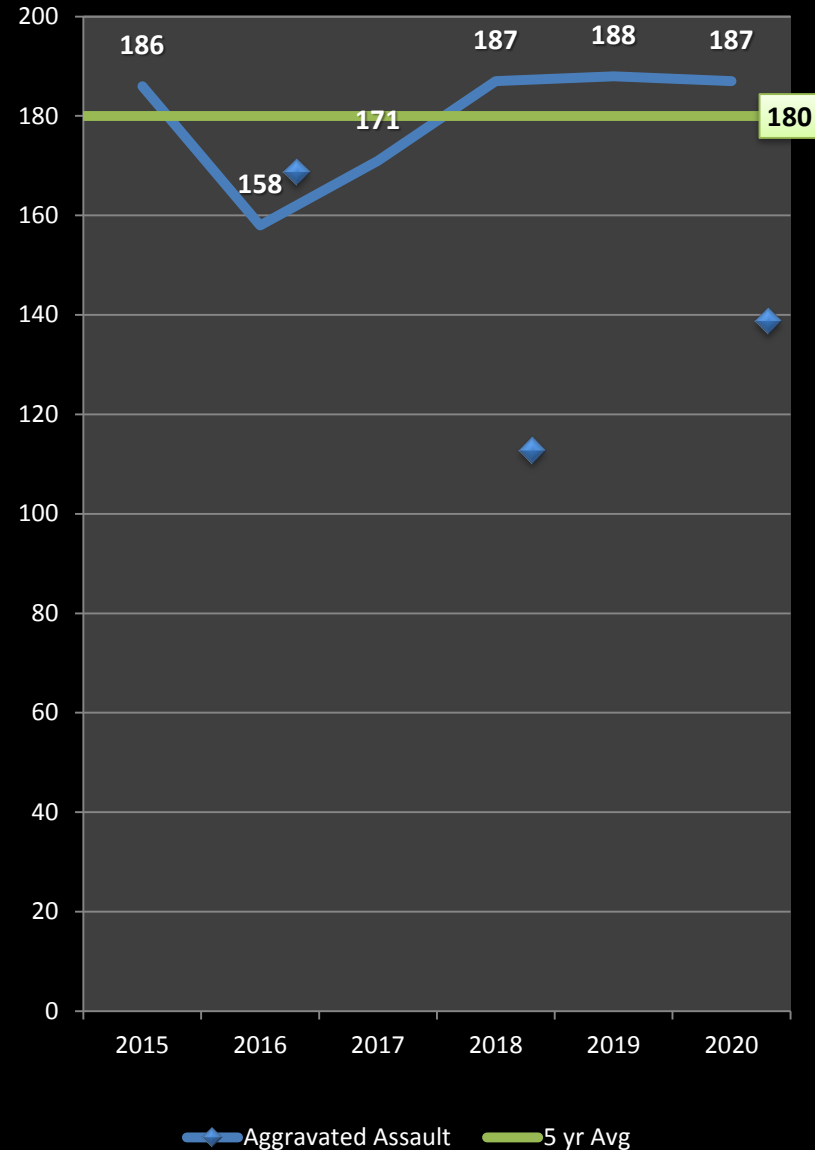
-17%

Previous Year

-1%

5-Year Average

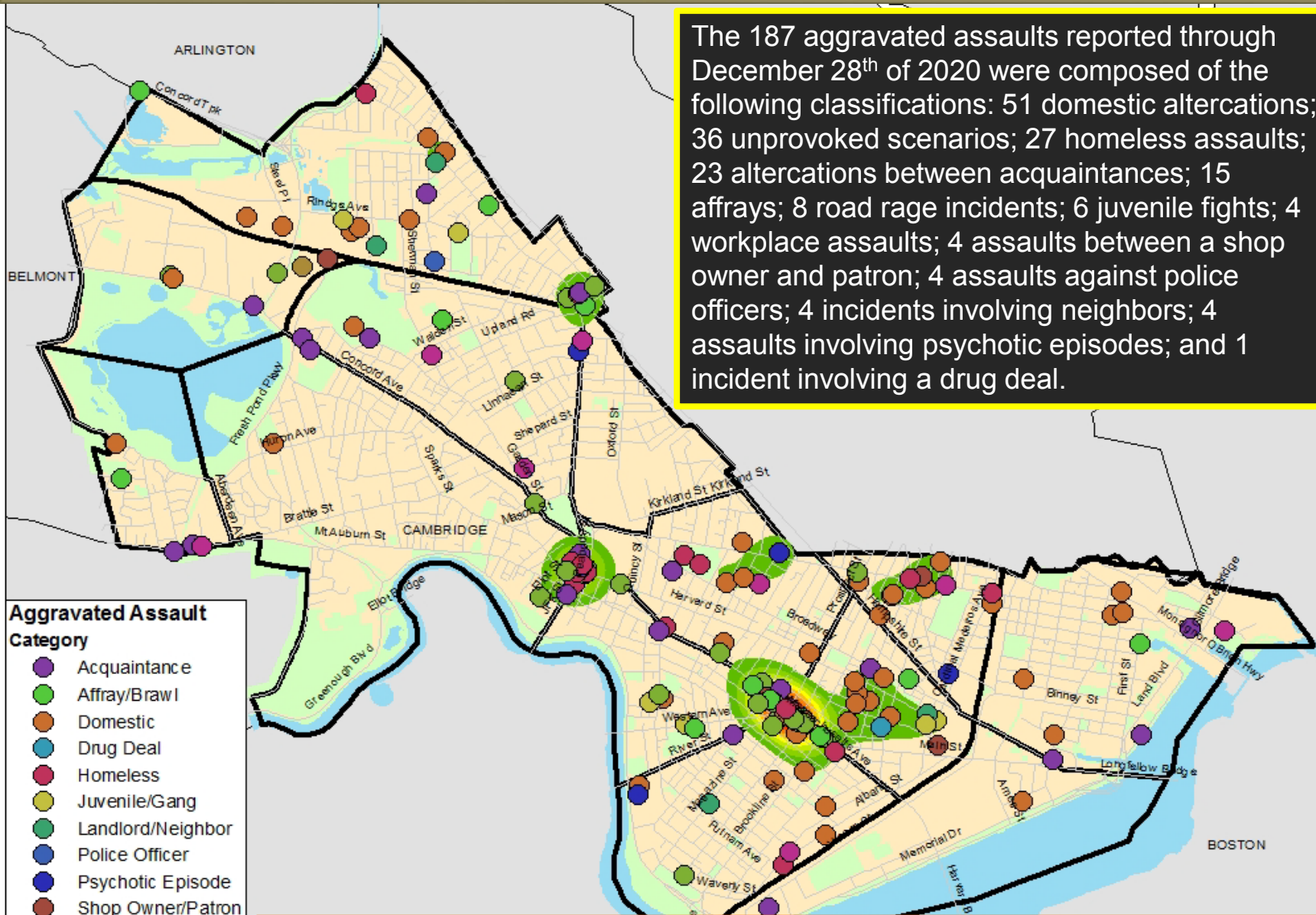
+4%





Geographic Breakdown of Aggravated Assault: 1.1.20 – 12.28.20

The 187 aggravated assaults reported through December 28th of 2020 were composed of the following classifications: 51 domestic altercations; 36 unprovoked scenarios; 27 homeless assaults; 23 altercations between acquaintances; 15 affrays; 8 road rage incidents; 6 juvenile fights; 4 workplace assaults; 4 assaults between a shop owner and patron; 4 assaults against police officers; 4 incidents involving neighbors; 4 assaults involving psychotic episodes; and 1 incident involving a drug deal.



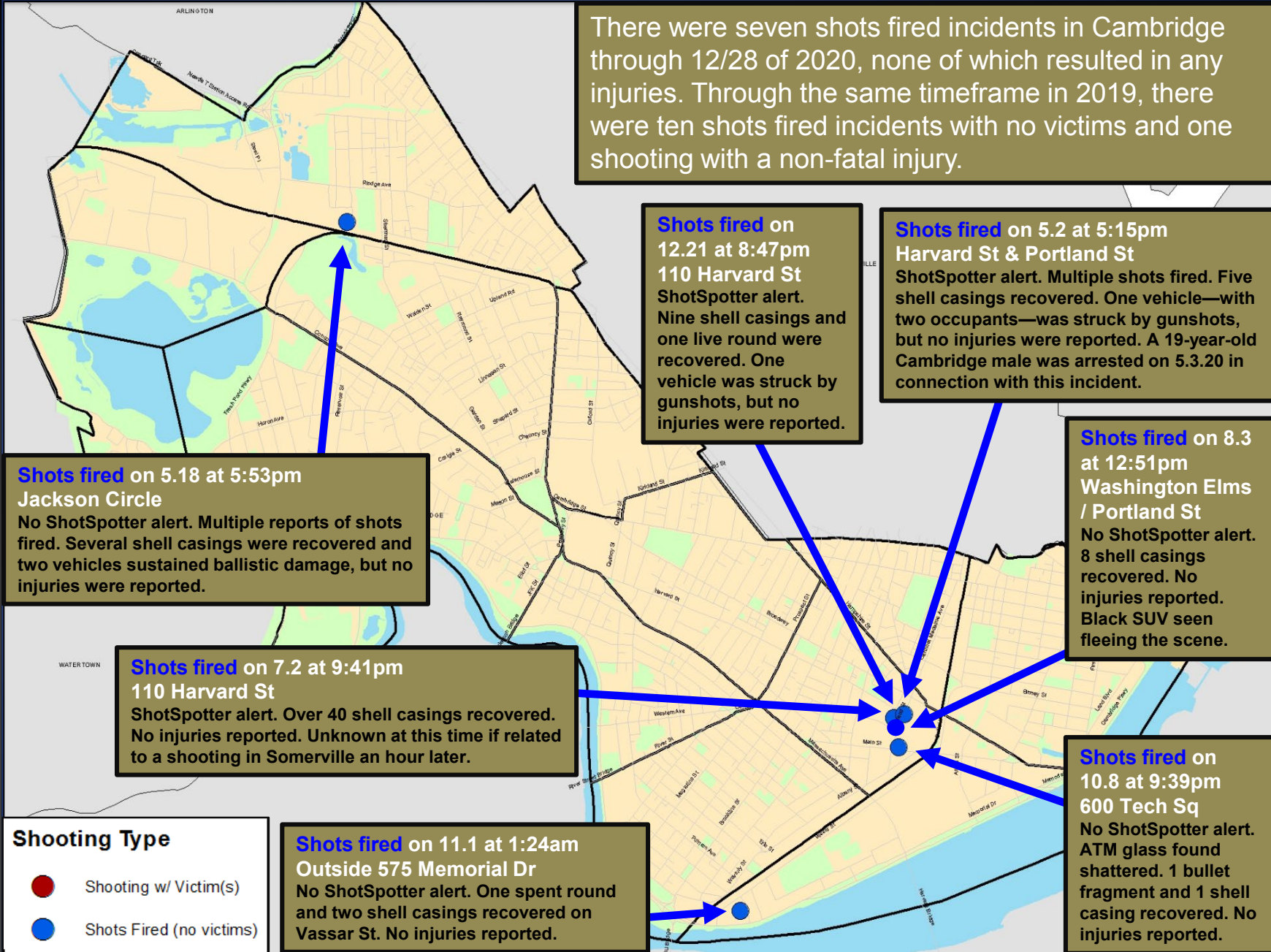
- Aggravated Assault Category**
- Acquaintance
 - Affray/Brawl
 - Domestic
 - Drug Deal
 - Homeless
 - Juvenile/Gang
 - Landlord/Neighbor
 - Police Officer
 - Psychotic Episode
 - Shop Owner/Patron
 - Traffic Parking
 - Unprovoked
 - Workplace

Aggravated assaults categorized as domestic in nature have increased by 24% from 41 to 51 incidents when comparing 2019 to 2020, through December 28th.



Shootings & Shots Fired in Cambridge: 1.1.20 – 12.28.20

There were seven shots fired incidents in Cambridge through 12/28 of 2020, none of which resulted in any injuries. Through the same timeframe in 2019, there were ten shots fired incidents with no victims and one shooting with a non-fatal injury.



Shots fired on 5.18 at 5:53pm
Jackson Circle
No ShotSpotter alert. Multiple reports of shots fired. Several shell casings were recovered and two vehicles sustained ballistic damage, but no injuries were reported.

Shots fired on 12.21 at 8:47pm
110 Harvard St
ShotSpotter alert. Nine shell casings and one live round were recovered. One vehicle was struck by gunshots, but no injuries were reported.

Shots fired on 5.2 at 5:15pm
Harvard St & Portland St
ShotSpotter alert. Multiple shots fired. Five shell casings recovered. One vehicle—with two occupants—was struck by gunshots, but no injuries were reported. A 19-year-old Cambridge male was arrested on 5.3.20 in connection with this incident.

Shots fired on 8.3 at 12:51pm
Washington Elms / Portland St
No ShotSpotter alert. 8 shell casings recovered. No injuries reported. Black SUV seen fleeing the scene.

Shots fired on 7.2 at 9:41pm
110 Harvard St
ShotSpotter alert. Over 40 shell casings recovered. No injuries reported. Unknown at this time if related to a shooting in Somerville an hour later.

Shots fired on 11.1 at 1:24am
Outside 575 Memorial Dr
No ShotSpotter alert. One spent round and two shell casings recovered on Vassar St. No injuries reported.

Shots fired on 10.8 at 9:39pm
600 Tech Sq
No ShotSpotter alert. ATM glass found shattered. 1 bullet fragment and 1 shell casing recovered. No injuries reported.

Shooting Type

- Shooting w/ Victim(s)
- Shots Fired (no victims)



Robbery

No Patterns

Percent Change

Last 4 Weeks

+40%

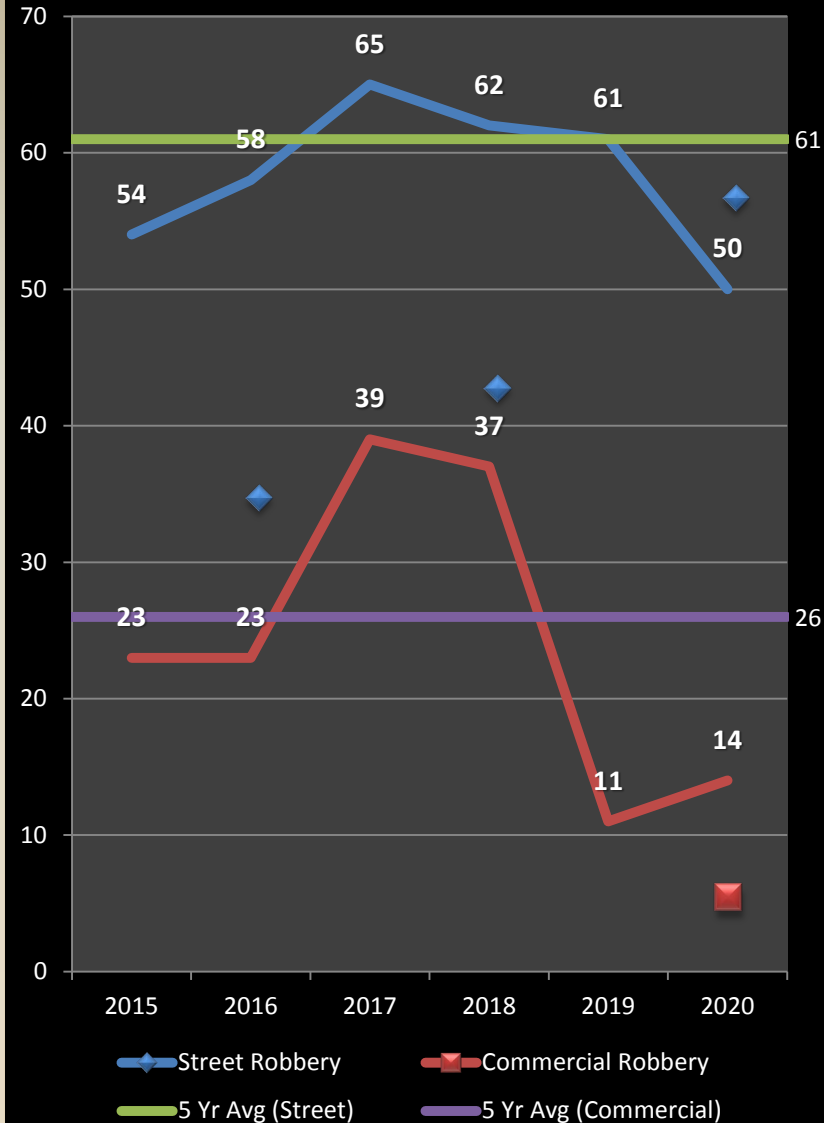
Previous Year

-11%

5-Year Average

-26%

- Unofficial statistics for 2020 indicate that the five-year average for overall robbery in Cambridge for the year was 87 incidents. Through December 28th of this year, 64 robberies were registered, which translates to a 26% decrease below the projected total and a decline of 8 robberies (-11%) when measured against the same time frame in 2019.
- Despite the fact that commercial robberies have increased from 11 crimes in 2019 to 14 through December 28th of 2020, this should be weighed against the statistics that last year's commercial robbery total represented the lowest total for this crime in 50 years. Notably, the remarkable streak of 27 months without a bank robbery came to an abrupt conclusion when a serial robber hit twice around Thanksgiving this year.
- Through December 28th of 2020, there have been 50 street robberies counted, 11 fewer incidents (-18%) than the same time period last year. The decline for this crime was accomplished despite a series of street robberies of food delivery drivers, which resulted in the identification of a pair of local juveniles during February, and a second set of incidents with homeless versus homeless predatory crimes during the first week of May.
- Street robbery increased by three incidents from two incidents in November of this year to five crimes in December of 2020. These crimes were an eclectic grouping of bullyboy and drug deals gone awry with no geographical or temporal pattern identified

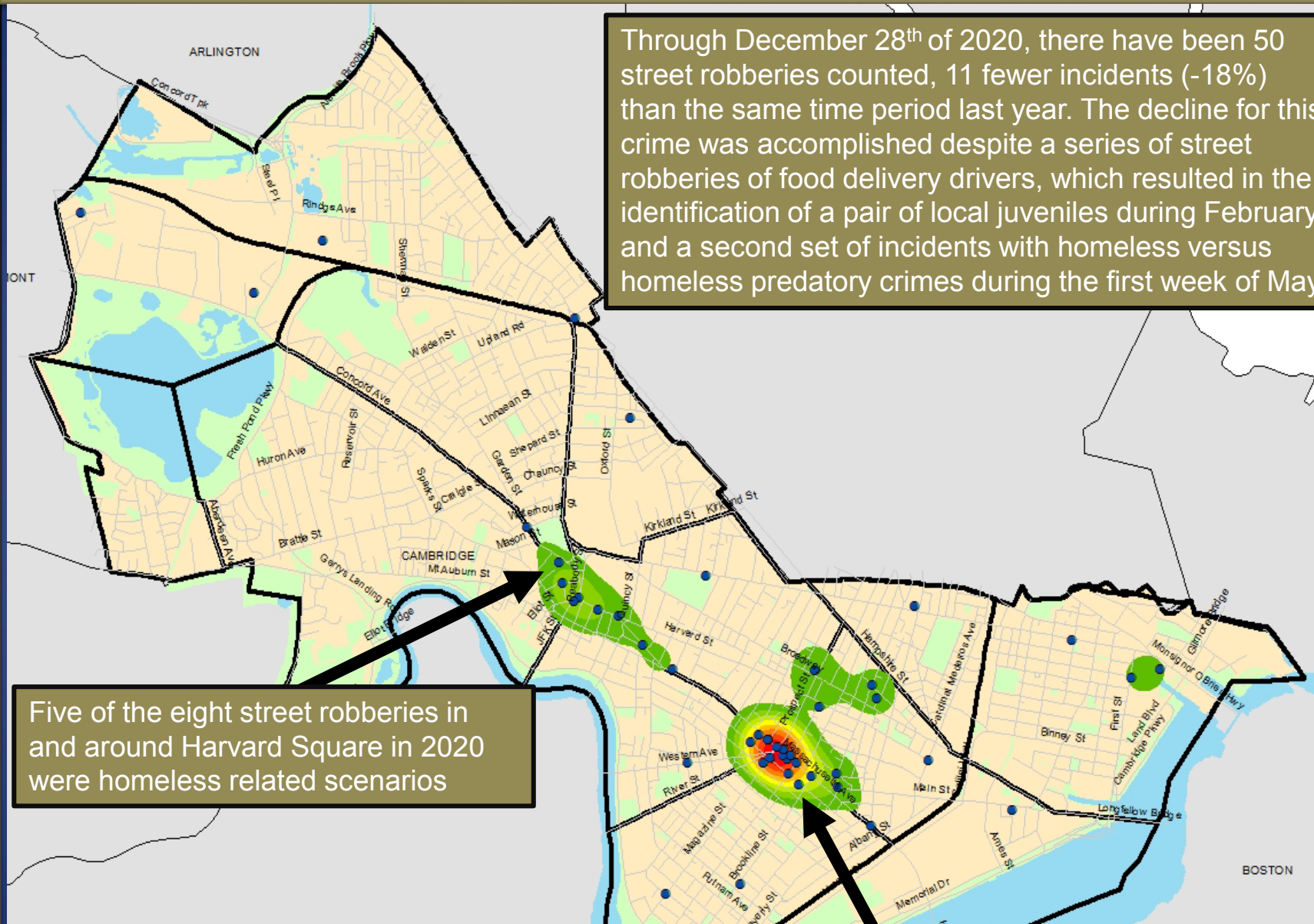




Geographic Breakdown of Street Robberies: 1.1.20 – 12.28.20

Cambridge Police BridgeStat

Through December 28th of 2020, there have been 50 street robberies counted, 11 fewer incidents (-18%) than the same time period last year. The decline for this crime was accomplished despite a series of street robberies of food delivery drivers, which resulted in the identification of a pair of local juveniles during February, and a second set of incidents with homeless versus homeless predatory crimes during the first week of May



Five of the eight street robberies in and around Harvard Square in 2020 were homeless related scenarios

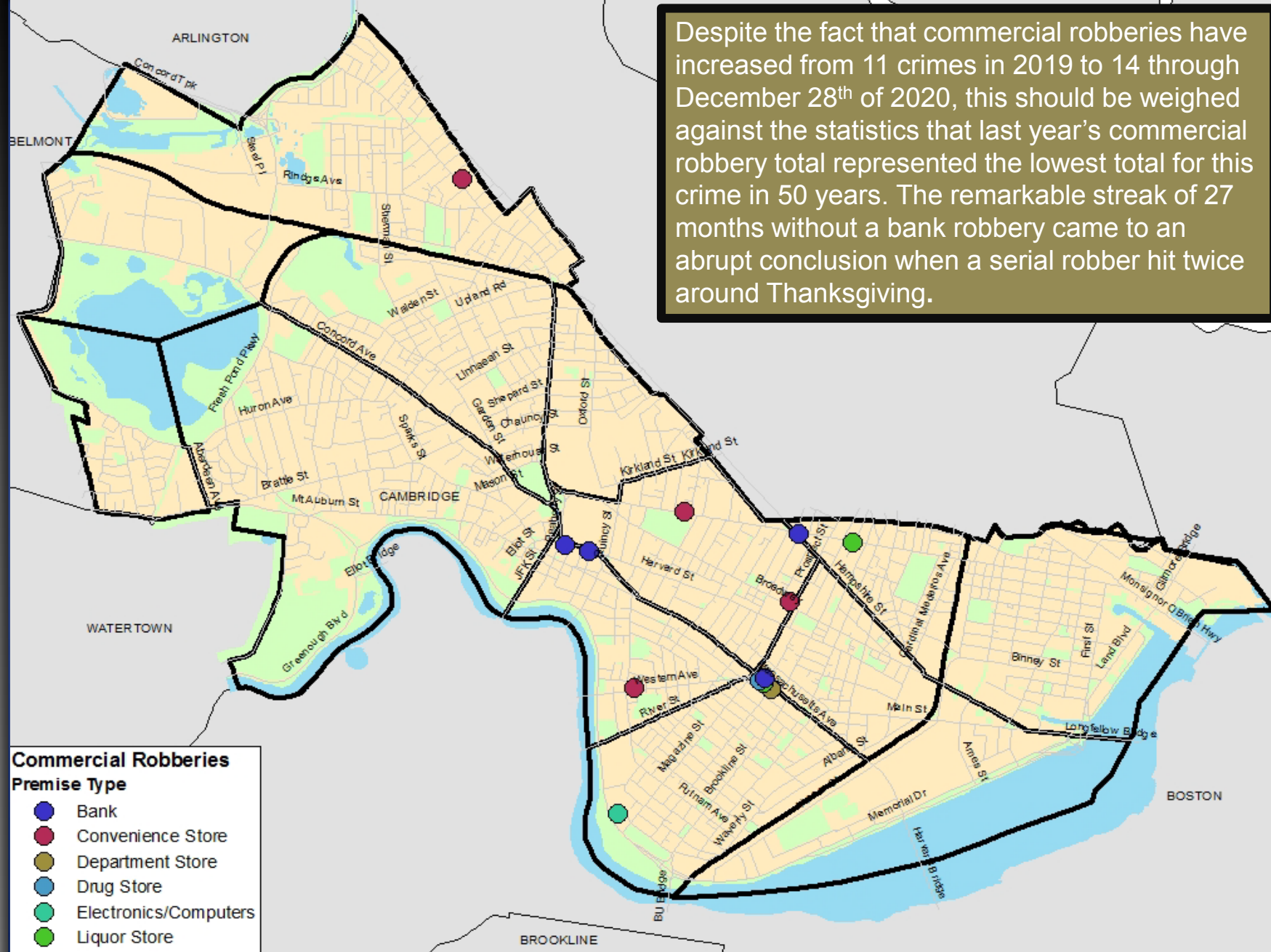
There have been 22 street robberies in and around the periphery of the Central Square area so far in 2020, representing 44% percent of the Citywide total this year.



Geographic Breakdown of Commercial Robberies: 1.1.20 – 12.28.20

Cambridge Police BridgeStat

Despite the fact that commercial robberies have increased from 11 crimes in 2019 to 14 through December 28th of 2020, this should be weighed against the statistics that last year's commercial robbery total represented the lowest total for this crime in 50 years. The remarkable streak of 27 months without a bank robbery came to an abrupt conclusion when a serial robber hit twice around Thanksgiving.





Burglary

No Patterns

- Preliminary end of the year numbers for the property index crime of burglary, the combination of residential and commercial breaks, indicate a significant increase of 19%, when compared with the total through December 28th of last year. When measured versus the five-year average of 238 burglaries, the total of 183 incidents in 2020 points to a 55-incident decrease (-23%) below the forecasted number for this time frame.
- Since the start of the COVID-19 period, the crime of commercial burglary has been on the rise. The majority of commercial breaks in the past nine months have been concentrated around Harvard Square and Alewife, with restaurants being a prime target. Overall, a 60% increase through December 28th of 2020 has been registered.
- Currently, there are no housebreak patterns in Cambridge. However, when compared with last year's near historically low annual total of 119 incidents, a moderate 7% increase has been accrued with eight additional crimes reported. Ninety of the 127 housebreaks counted in 2020 have been in the lower-half of the City, east of Harvard Square.
- Over the first three weeks of January, a housebreak and larceny series surfaced in the lower half of Cambridge. The majority of these incidents were occurring overnight into unlocked homes and sheds with bicycles the main target of a group of homeless suspects. Arrests were made for receiving stolen property and the pattern slowed, but sporadic incidents persisted over the third and fourth quarters of 2020.

Percent Change

Last 4 Weeks

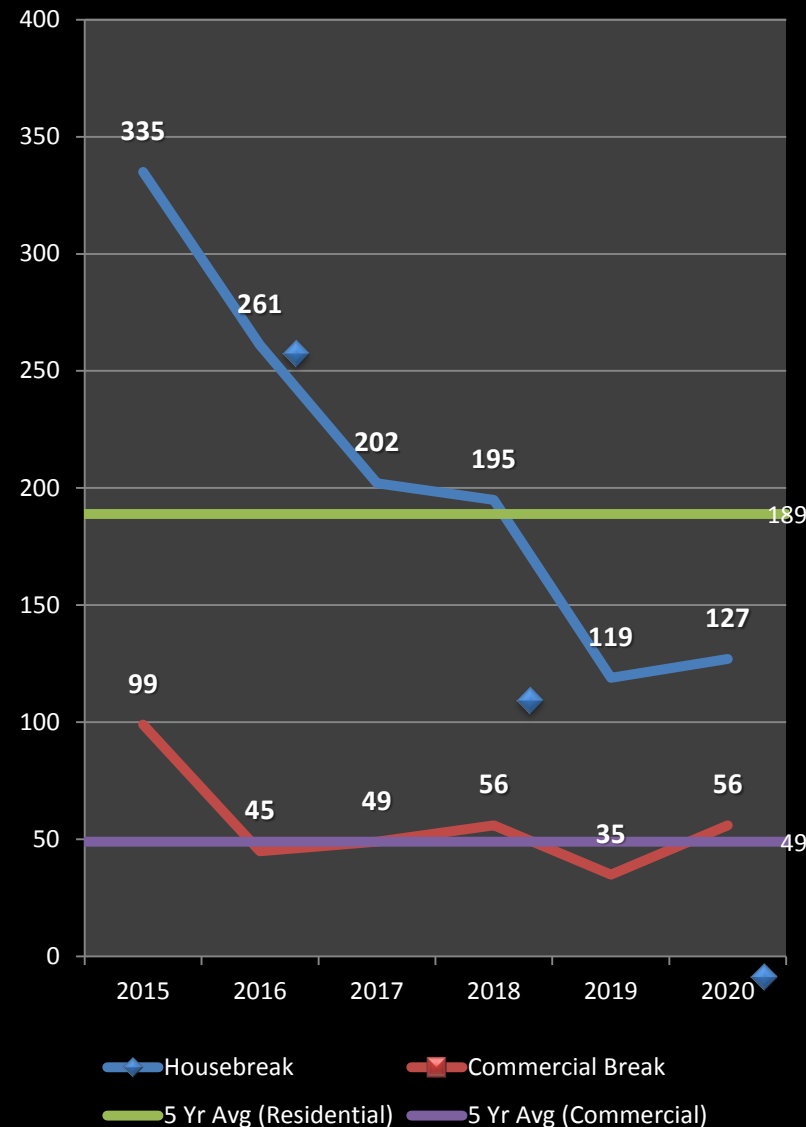
+57%

Previous Year

+19%

5-Year Average

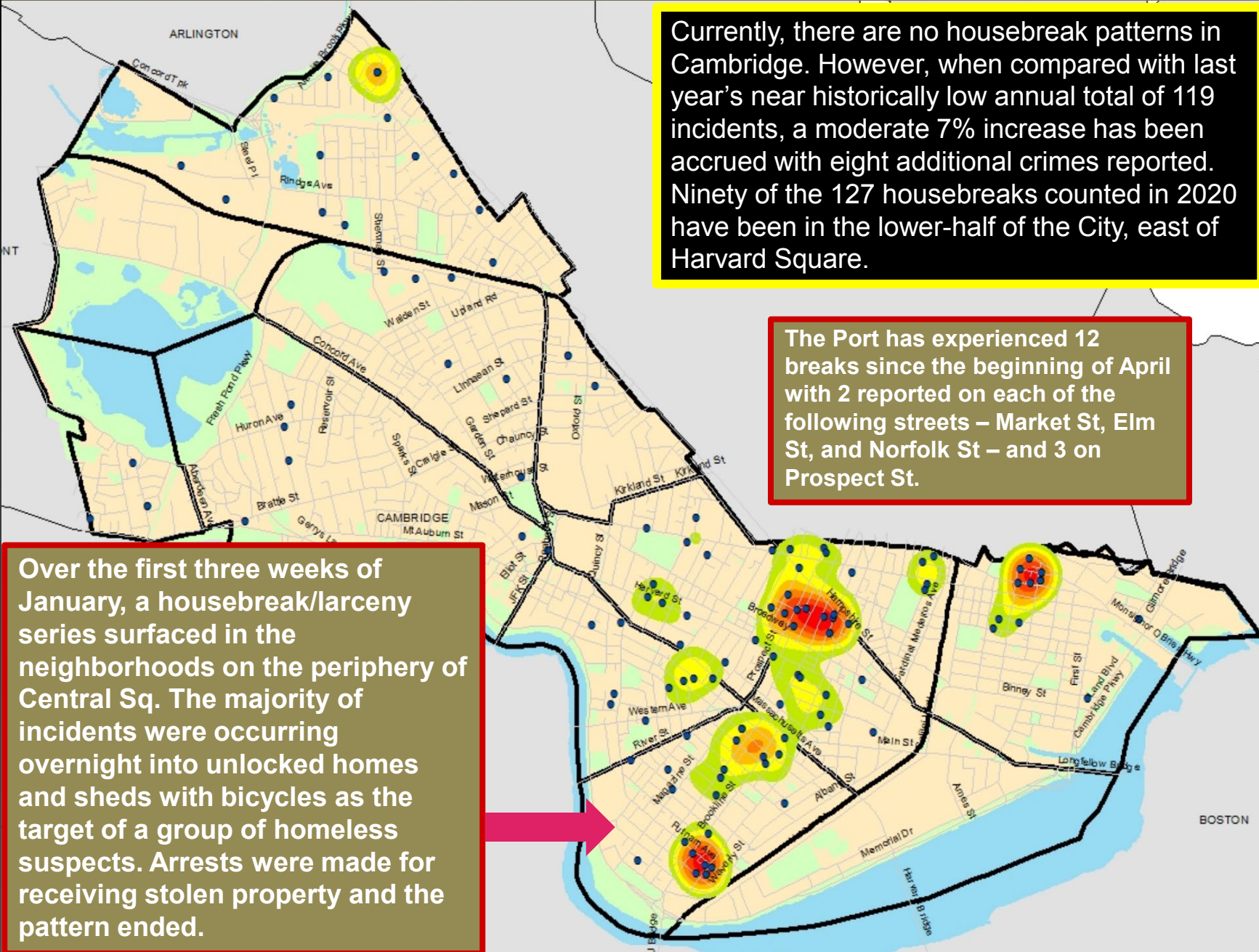
-23%





Geographic Breakdown of Housebreaks: 1.1.20 – 12.28.20

Cambridge Police BridgeStat



Currently, there are no housebreak patterns in Cambridge. However, when compared with last year's near historically low annual total of 119 incidents, a moderate 7% increase has been accrued with eight additional crimes reported. Ninety of the 127 housebreaks counted in 2020 have been in the lower-half of the City, east of Harvard Square.

The Port has experienced 12 breaks since the beginning of April with 2 reported on each of the following streets – Market St, Elm St, and Norfolk St – and 3 on Prospect St.

Over the first three weeks of January, a housebreak/larceny series surfaced in the neighborhoods on the periphery of Central Sq. The majority of incidents were occurring overnight into unlocked homes and sheds with bicycles as the target of a group of homeless suspects. Arrests were made for receiving stolen property and the pattern ended.



Geographic Breakdown of Commercial Breaks: 1.1.20 – 12.28.20

Since the start of the COVID-19 period, the crime of commercial burglary has been on the rise. The majority of commercial breaks in the past nine months have been concentrated around Harvard Square and Alewife, with restaurants being a prime target. Overall, a 60% increase through December 28th of 2020 has been registered.

- Commercial Breaks**
- Premise Type**
- Books/Comics
 - Business Office
 - Café
 - Church
 - Commercial Unknown
 - Construction Site
 - Convenience Store
 - Electronics/Computers
 - Garage (Personal)
 - Gasoline Station
 - General office
 - Grocery
 - Hair/Beauty
 - Health Club
 - Office Unknown
 - Parking Lot
 - Restaurant/Bar
 - Retail Other
 - School
 - Sporting Goods
 - University

Harvard Square
13 commercial Breaks:
7 restaurants, 4 retail/
commercial property, 1
construction site, 1 office

Inman Square /East Cambridge
10 commercial Breaks:
4 construction sites, 3 churches, 3 retail



LARCENY

No Patterns

- **Overall larceny through 12/28/20 registered at 179 incidents (11%) above the same time frame in 2019.** The total of 1,876 larcenies reported year-to-date in 2020 is also 8% above the 5-year average of 1,742 incidents through 12/28.
- **There were 341 larcenies from MVs reported through December 28, 2020, 106 incidents above the number reported during the same time frame in 2019.** This property crime is also up 20% above the 5-year average of 284.
- **Through December 28, 2020, there have been 102 larcenies from the person reported in Cambridge, down significantly by 57 incidents (-36%) compared to the same time period in 2019, due to the numerous COVID-related closures of restaurants and shops across the city.** Central Square has seen the most activity with 52 incidents.
- **There have been 126 larcenies from buildings reported through 12/28 of 2020.** This is 89 incidents (-41%) below the same time frame in 2019 and 135 incidents (-52%) below the 5-year average. Thefts from lockers at local gyms were one of the most problematic categories for this type of larceny in 2019 and this remained a problem in early 2020 with 9 incidents. However, with gyms and public buildings closed or restricted during the pandemic, it is no surprise that this category has plummeted.
- **Larcenies from residences are up 57% (139 incidents) through December 28, 2020, when compared with the same time in 2019.** Package thefts already made up the majority of this crime type in recent years and have registered even higher than average in 2020, likely due to the high volume of deliveries during the pandemic. Package thefts have accounted for 282 (or 73%) of the 385 larcenies from residences this year.
- **Larceny of bicycle numbers continued to rise in 2020 with 175 more bike thefts reported in 2020 than during the same time frame in 2019 (up 41%).** Bike thefts are also up a substantial 68% (243 thefts) over the five-year average. Cambridgeport has seen the most bike thefts year-to-date with 122 incidents (20% of the citywide total of 600).

Percent Change

Last 4 Weeks

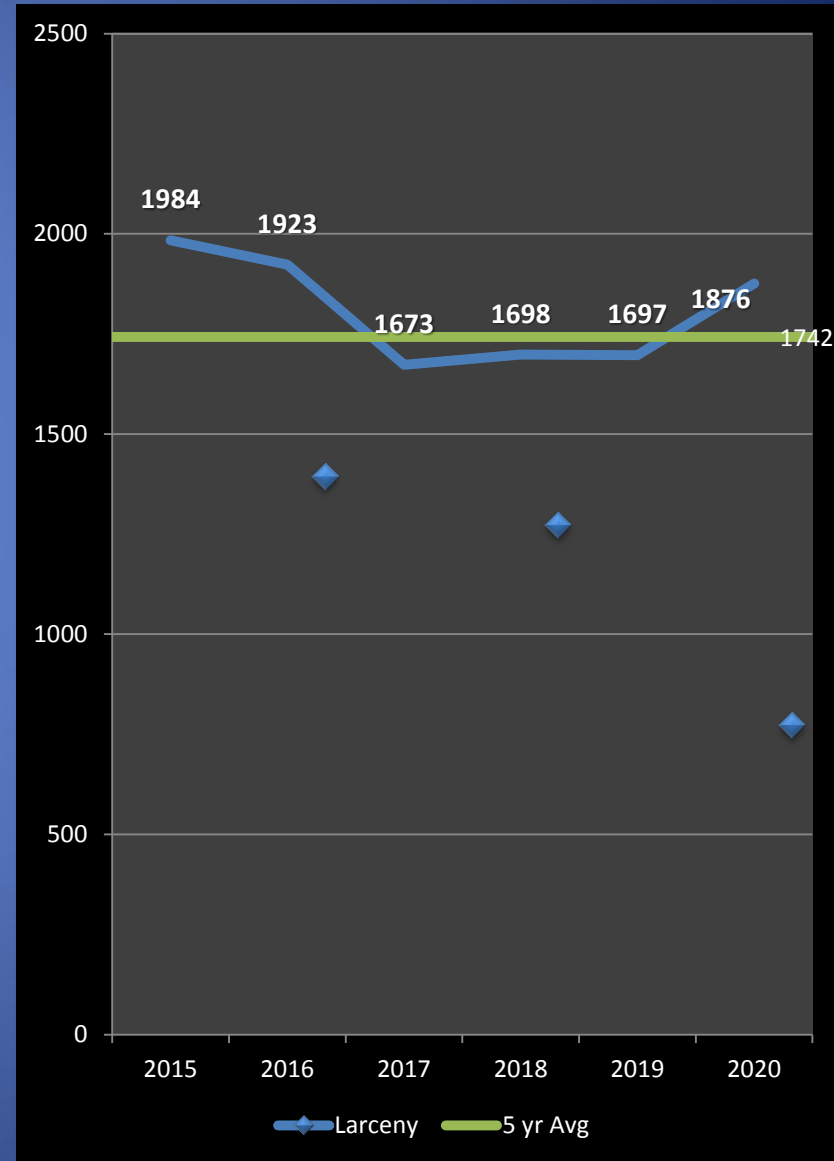
+2%

Previous Year

+11%

5-Year Average

+8%





LARCENY From MV

No Patterns

- Preliminary final number for larceny from motor vehicles through December 28th of 2020 is 341 incidents, which is 45% above the total for the same time period in 2019. The 341 thefts from cars reported in 2020 indicate an increase of 57 incidents (+20%) above the number forecasted through 12/28/20. This upsurge should be tempered by the fact that the numbers for this crime in Cambridge were well below average in 2018 and 2019.
- The neighborhoods with the highest larceny from motor vehicle totals in 2020 were: The Port (49), Mid-Cambridge (45), and Cambridgeport (41). The neighborhoods with the lowest totals were the Highlands (9), Agassiz (9), and the MIT area (3).
- At least 20 cars were broken into in The Port neighborhood overnight on 6/23 – 6/24. Car windows were smashed and glove boxes/center consoles rifled through. Very little was stolen besides loose change, a registration, and a speaker. Incidents were reported on Fiske Place, Columbia, Harvard, Norfolk, Pine, Portsmouth, School, Suffolk, Washington, & Worcester Streets in The Port, and Webster Ave in Inman. The suspect was on a bike and arrived from Windsor Street using a “slim Jim” type tool and breaking the passenger side windows of the vehicles. These calls remain under investigation.

Percent Change

Last 4 Weeks

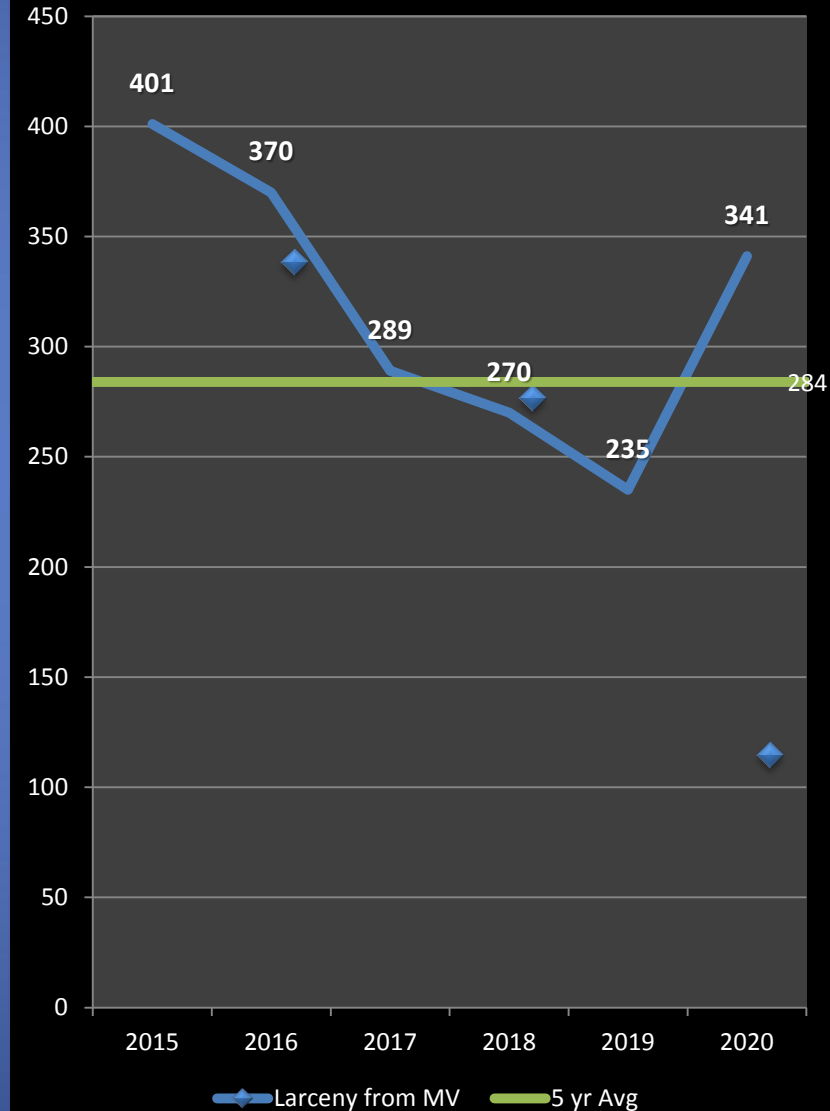
+16%

Previous Year

+45%

5-Year Average

+20%

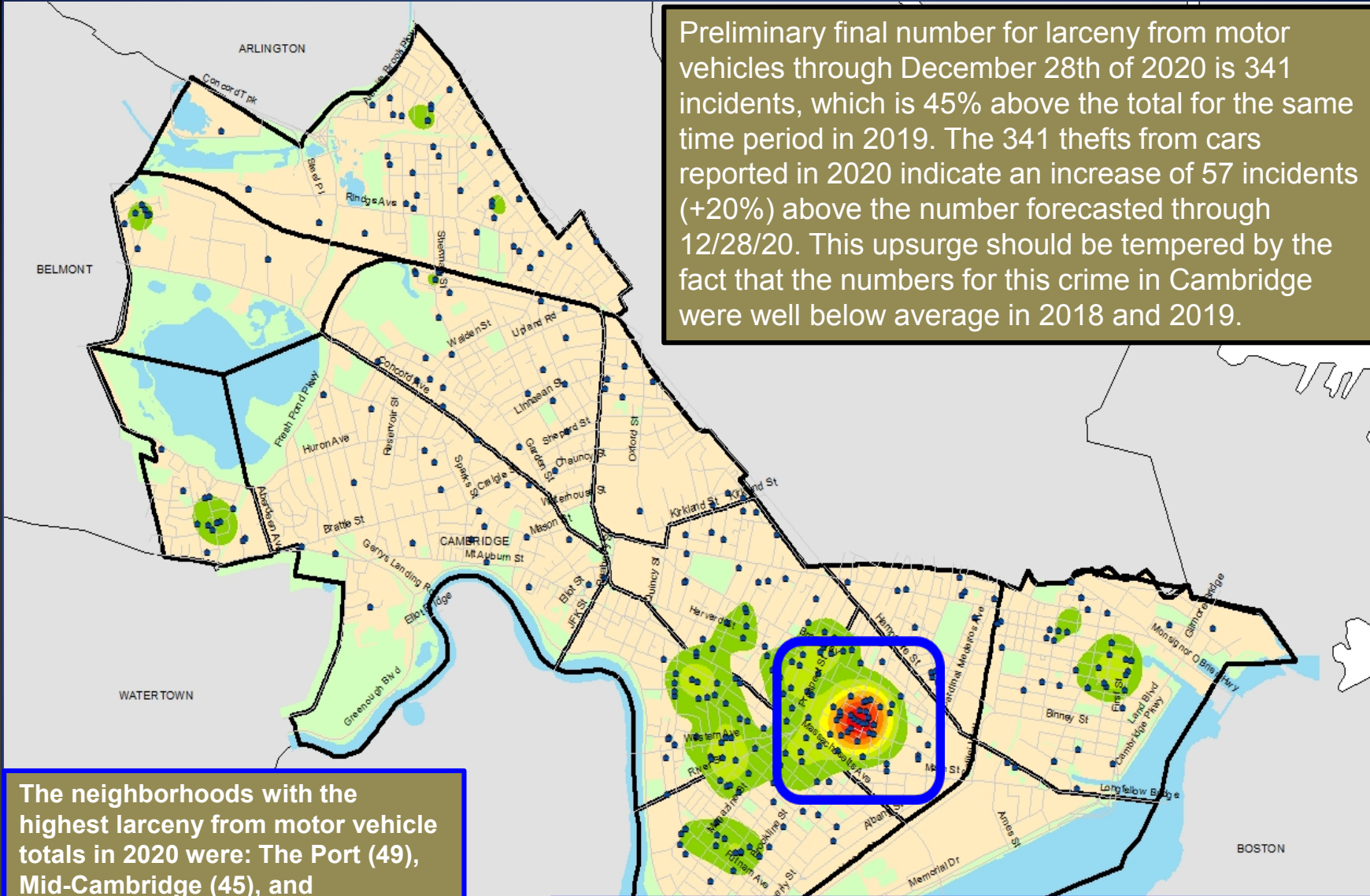




Geographic Breakdown of Larcenies from Motor Vehicles: 1.1.20 – 12.28.20

Cambridge Police BridgeStat

Preliminary final number for larceny from motor vehicles through December 28th of 2020 is 341 incidents, which is 45% above the total for the same time period in 2019. The 341 thefts from cars reported in 2020 indicate an increase of 57 incidents (+20%) above the number forecasted through 12/28/20. This upsurge should be tempered by the fact that the numbers for this crime in Cambridge were well below average in 2018 and 2019.



The neighborhoods with the highest larceny from motor vehicle totals in 2020 were: The Port (49), Mid-Cambridge (45), and Cambridgeport (41). The neighborhoods with the lowest totals were the Highlands (9), Agassiz (9), and the MIT area (3).

At least 20 cars were broken into in The Port neighborhood overnight on 6/23 – 6/24. Car windows were smashed and glove boxes/center consoles rifled through. Very little actually stolen besides loose change, a registration, and a speaker.



LARCENY from Person

No Patterns

Percent Change

Last 4 Weeks

-25%

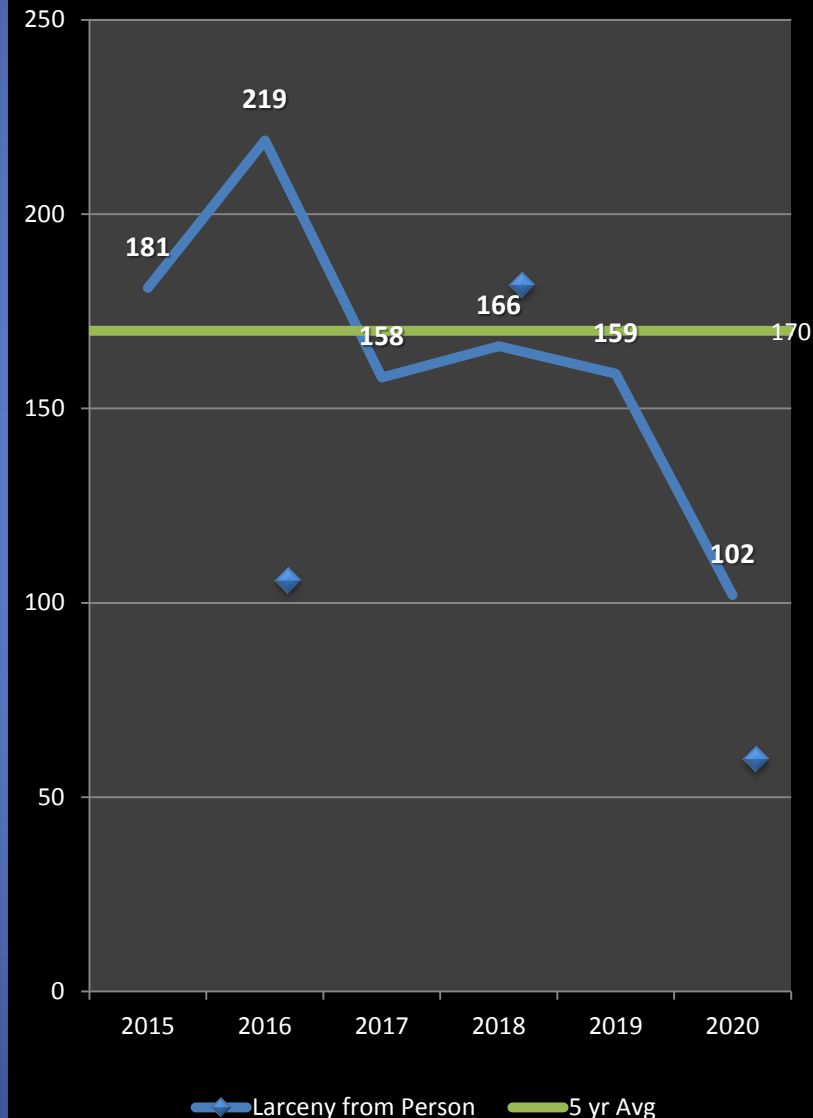
Previous Year

-36%

5-Year Average

-40%

- Through December 28, 2020, there have been 102 larcenies from the person reported in Cambridge, down significantly by 57 incidents (-36%) compared to the same time period in 2019. When compared to the 5-year average, there has been a decrease of 68 incidents (-40%). The drastic decrease this year is mostly due to the
- Central Square has seen the most activity this year with 52 incidents, followed by Harvard Square with 15. The numbers in these two squares are usually more in line with one another, but typically most Harvard Square larcenies from the person involve diners or students, neither of whom have been out in full force this year. The numbers citywide are considerably lower than we would expect because of the numerous COVID-related closures of and restrictions at restaurants and shops across the city, where we typically see the majority of this crime type occur. The higher number in Central Square is mainly due to grab-and-run situations or incidents that involve homeless individuals whose property may have been stolen while they were asleep or otherwise distracted.
- The most common situation in which property has been stolen thus far in 2020 has involved the theft of close but unattended property (42), followed by pocket-picking (20).
- There have been two arrests and 14 suspects developed throughout the year. Often when it comes to homeless-on-homeless larcenies, the suspect is sometimes known but parties are not always cooperative or accessible for follow-up.



Geographic Breakdown of Larceny from Person: 1.1.20 – 12.28.20



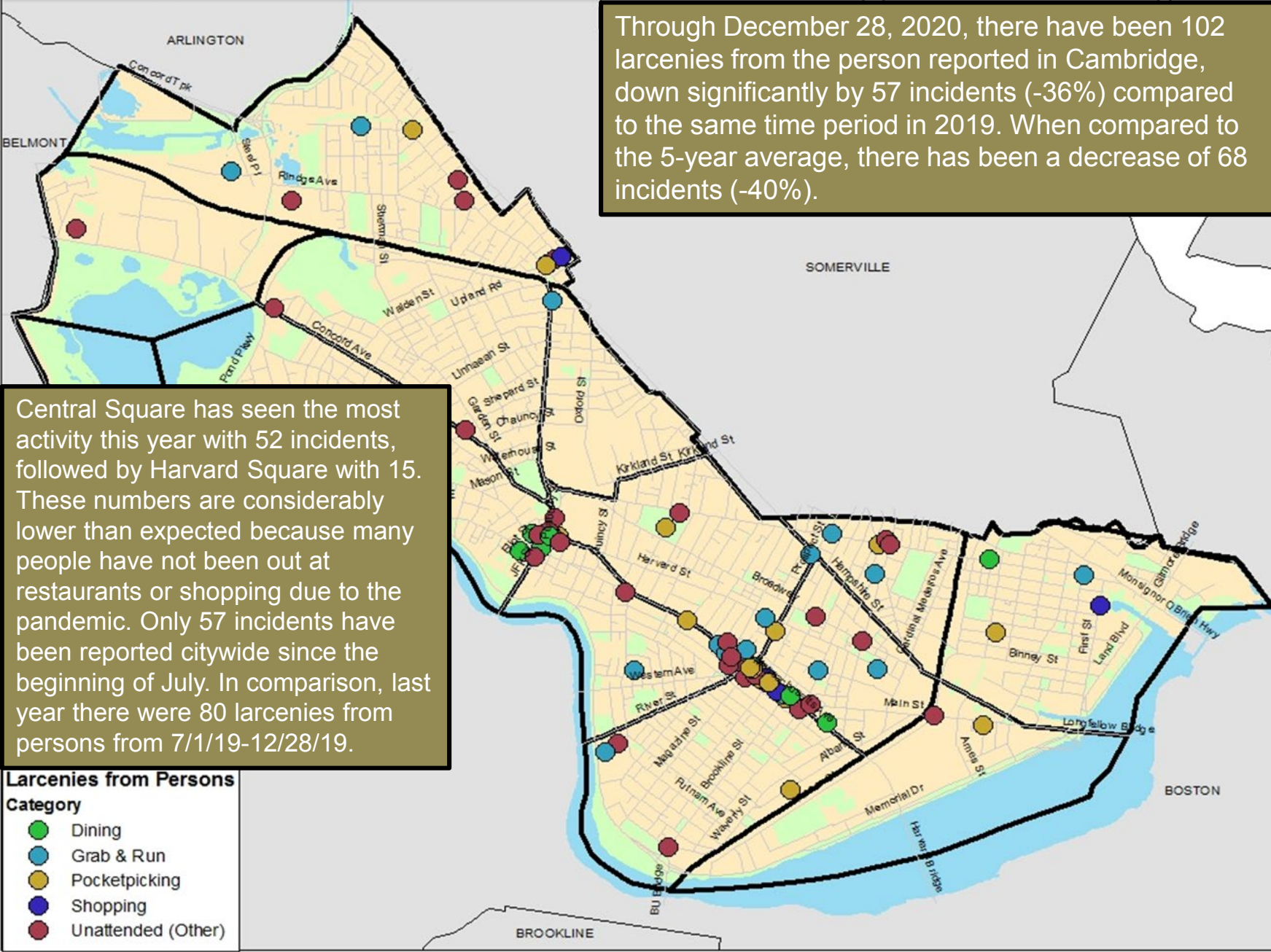
Through December 28, 2020, there have been 102 larcenies from the person reported in Cambridge, down significantly by 57 incidents (-36%) compared to the same time period in 2019. When compared to the 5-year average, there has been a decrease of 68 incidents (-40%).

Central Square has seen the most activity this year with 52 incidents, followed by Harvard Square with 15. These numbers are considerably lower than expected because many people have not been out at restaurants or shopping due to the pandemic. Only 57 incidents have been reported citywide since the beginning of July. In comparison, last year there were 80 larcenies from persons from 7/1/19-12/28/19.

Larcenies from Persons

Category

- Dining
- Grab & Run
- Pocketpicking
- Shopping
- Unattended (Other)





LARCENY of Bicycle

No Patterns

- Bike thefts continued to be the major property theft crime in 2020, incurring a significant 41% increase in 2020 when compared with 2019, and up 68% (+243 thefts) above the 5-year average. Ironically, these numbers might have been even higher if COVID-19 had not kept people inside and if universities had not shut down for much of the year.
- The majority of the bike thefts have taken place in the lower half of the city thus far, with only 191 of the 600 reported north/west of Harvard Square.
- Although the majority of bicycles tend to be stolen from streets, sidewalks, and yards, similar to last year we continue to see an increase in thefts from personal garages, parking garages, and building storage areas. Of the 600 bike thefts reported thus far in 2020, 444 (74%) were reportedly locked at the time of the theft.
- Multiple homeless individuals have been found in possession of bikes that were reported stolen this year. A few bikes were also recovered when victims found their bikes for sale online.

Top Neighborhoods for Bike Theft in 2020

Neighborhood	YTD Total	% Citywide
Cambridgeport	122	20%
East Cambridge	78	13%
North Cambridge	71	12%
Mid-Cambridge	64	11%
Riverside	58	10%
The Port	57	10%

Percent Change

Last 4 Weeks

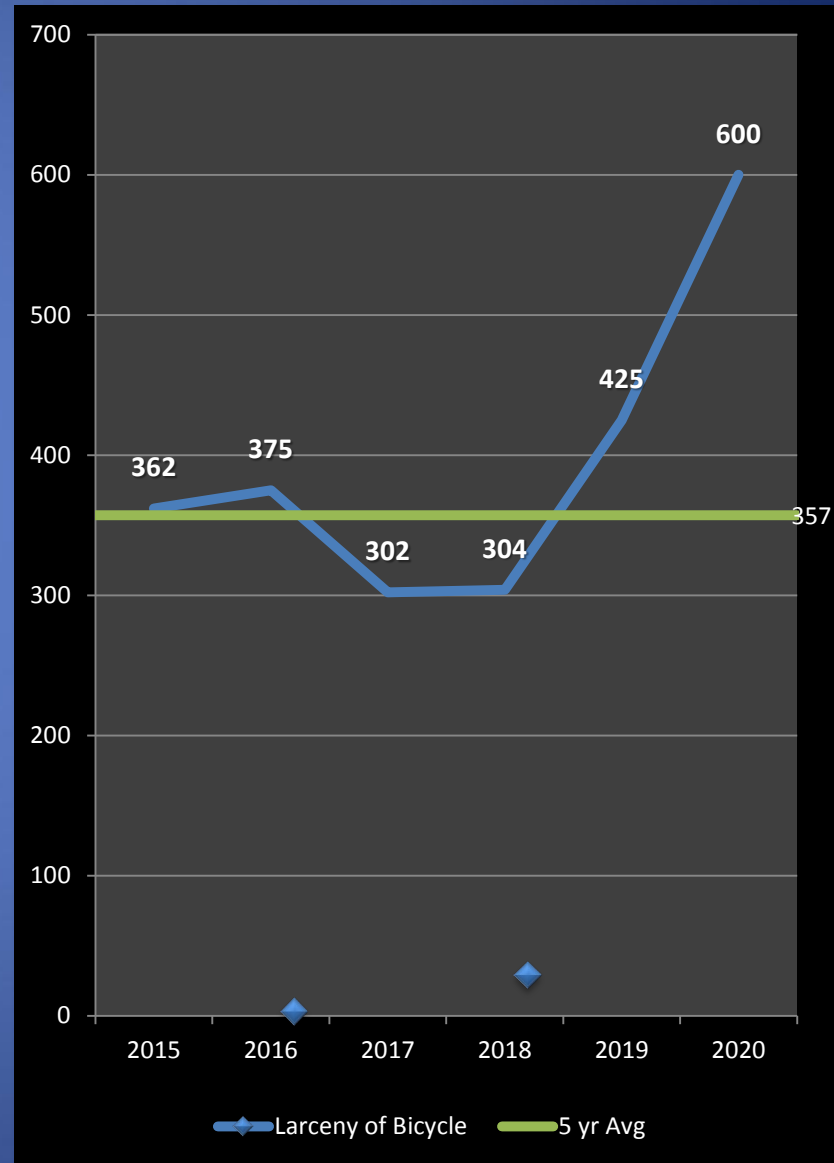
Previous Year

5-Year Average

-53%

+41%

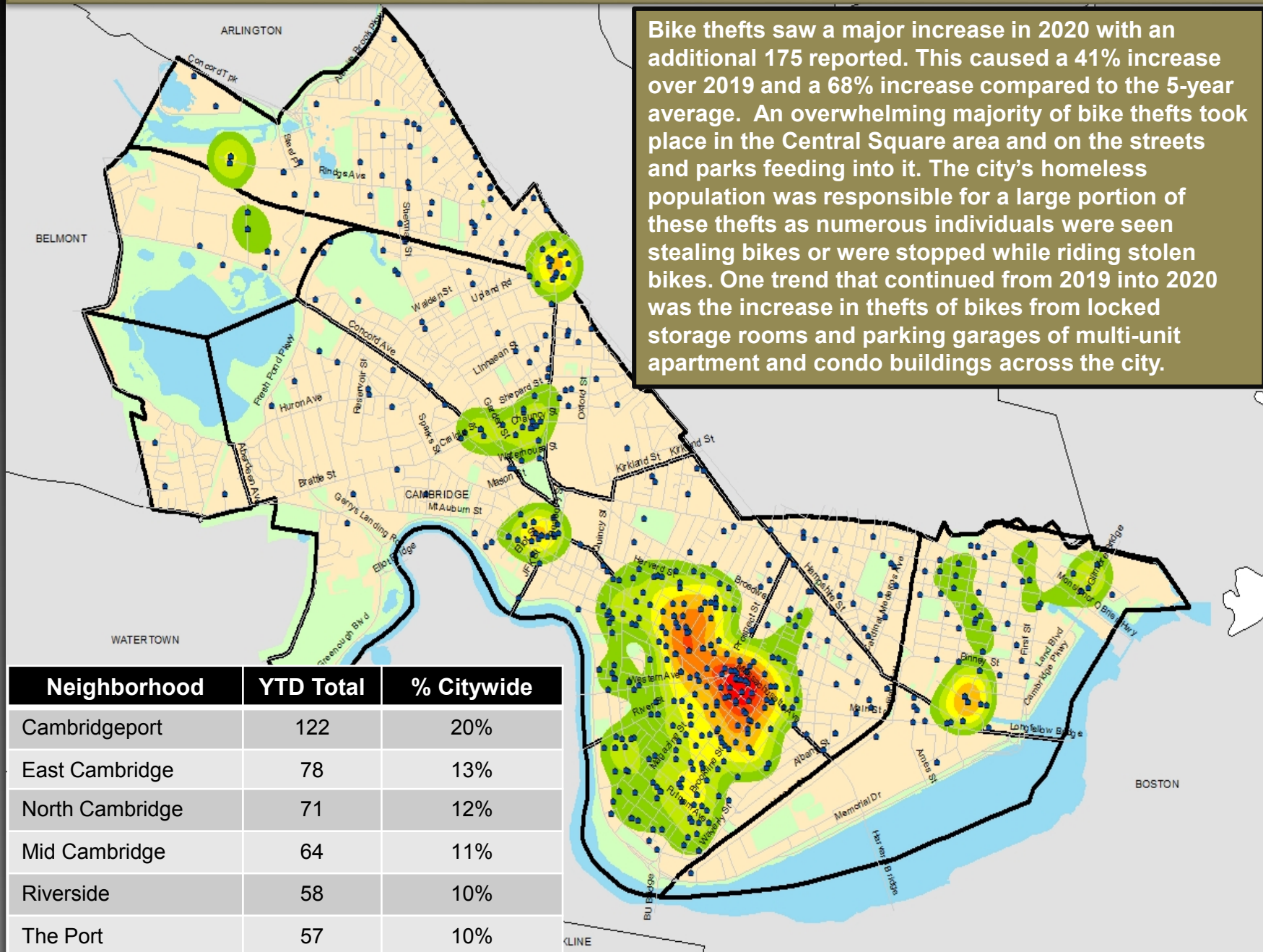
+68%





Geographic Breakdown of Bike Thefts of: 1.1.20 – 12.28.20

Bike thefts saw a major increase in 2020 with an additional 175 reported. This caused a 41% increase over 2019 and a 68% increase compared to the 5-year average. An overwhelming majority of bike thefts took place in the Central Square area and on the streets and parks feeding into it. The city's homeless population was responsible for a large portion of these thefts as numerous individuals were seen stealing bikes or were stopped while riding stolen bikes. One trend that continued from 2019 into 2020 was the increase in thefts of bikes from locked storage rooms and parking garages of multi-unit apartment and condo buildings across the city.

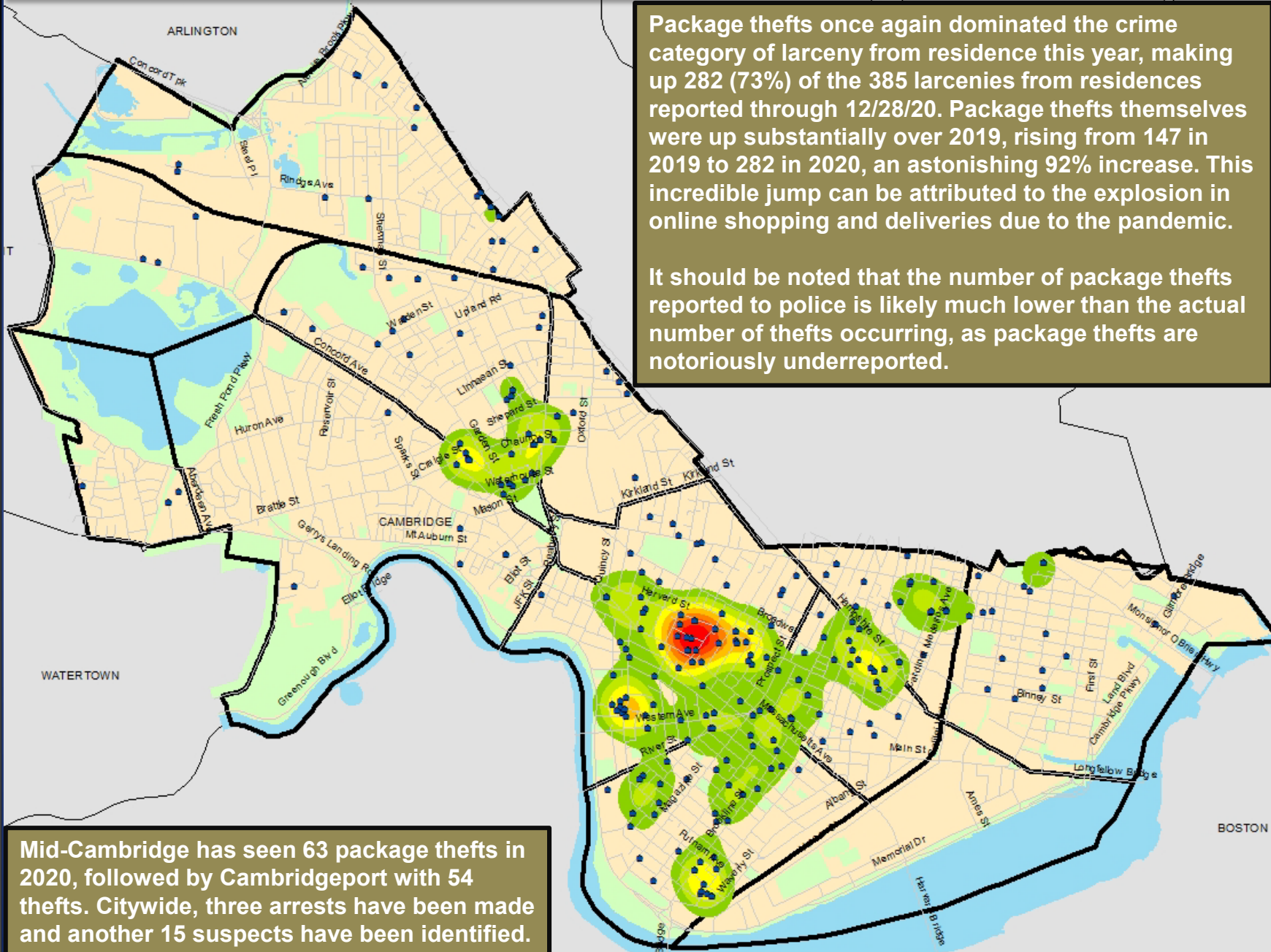


Neighborhood	YTD Total	% Citywide
Cambridgeport	122	20%
East Cambridge	78	13%
North Cambridge	71	12%
Mid Cambridge	64	11%
Riverside	58	10%
The Port	57	10%



Geographic Breakdown of Package Thefts: 1.1.20 – 12.28.20

Cambridge Police BridgeStat



Package thefts once again dominated the crime category of larceny from residence this year, making up 282 (73%) of the 385 larcenies from residences reported through 12/28/20. Package thefts themselves were up substantially over 2019, rising from 147 in 2019 to 282 in 2020, an astonishing 92% increase. This incredible jump can be attributed to the explosion in online shopping and deliveries due to the pandemic.

It should be noted that the number of package thefts reported to police is likely much lower than the actual number of thefts occurring, as package thefts are notoriously underreported.

Mid-Cambridge has seen 63 package thefts in 2020, followed by Cambridgeport with 54 thefts. Citywide, three arrests have been made and another 15 suspects have been identified.

December 2020



Geographic Breakdown of Shoplifting: 1.1.20 – 12.28.20

Cambridge Police BridgeStat

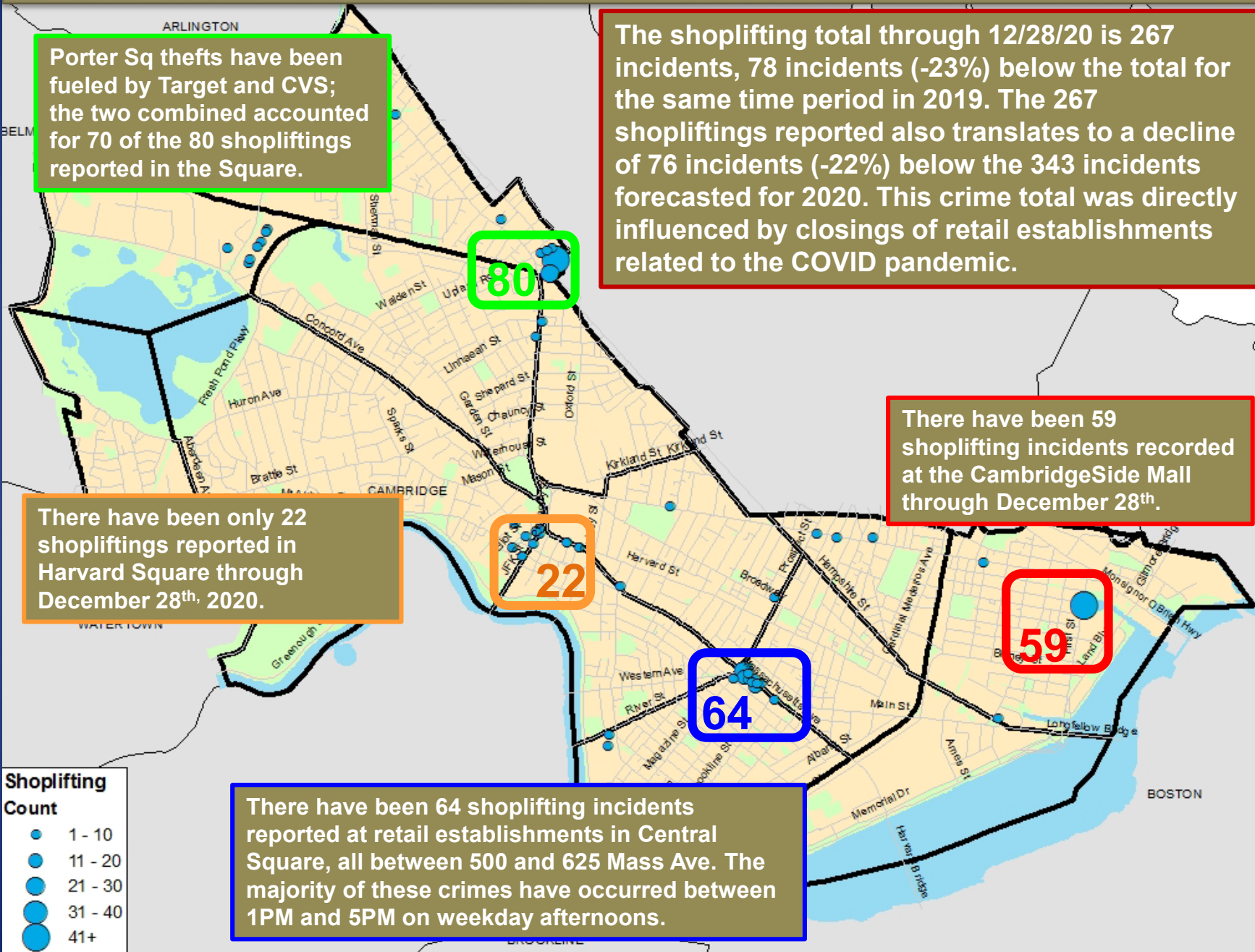
Porter Sq thefts have been fueled by Target and CVS; the two combined accounted for 70 of the 80 shopliftings reported in the Square.

The shoplifting total through 12/28/20 is 267 incidents, 78 incidents (-23%) below the total for the same time period in 2019. The 267 shopliftings reported also translates to a decline of 76 incidents (-22%) below the 343 incidents forecasted for 2020. This crime total was directly influenced by closings of retail establishments related to the COVID pandemic.

There have been 59 shoplifting incidents recorded at the CambridgeSide Mall through December 28th.

There have been only 22 shopliftings reported in Harvard Square through December 28th, 2020.

There have been 64 shoplifting incidents reported at retail establishments in Central Square, all between 500 and 625 Mass Ave. The majority of these crimes have occurred between 1PM and 5PM on weekday afternoons.





AUTO THEFT

No Patterns

- The projected 5-year weighted average for auto thefts through December 28th is 107. With 83 reported thus far in 2020, we are down 22% below the average and 23% below the 108 reported during this time frame in 2019.
- When comparing November to December of 2020, auto theft numbers stayed relatively consistent with six reported in November and five in December. Typically, the colder months see a decline from the summer/fall because fewer thefts involve scooters and motorcycles.
- Currently, Cambridgeport leads auto thefts with 14, followed by East Cambridge with 12, Riverside with 11, North Cambridge, West Cambridge and The Port all with 10 thefts each, Peabody with 7, Mid Cambridge with 4, Inman Harrington with 3, and the Highlands and MIT each with 1. Two neighborhoods never experienced a single theft this year: Strawberry Hill and Agassiz.
- There have only been 20 auto theft recoveries recorded so far in 2020. This is likely due to the Covid pandemic, as less motor vehicle interactions are being performed on a routine basis.

Percent Change

Last 4 Weeks

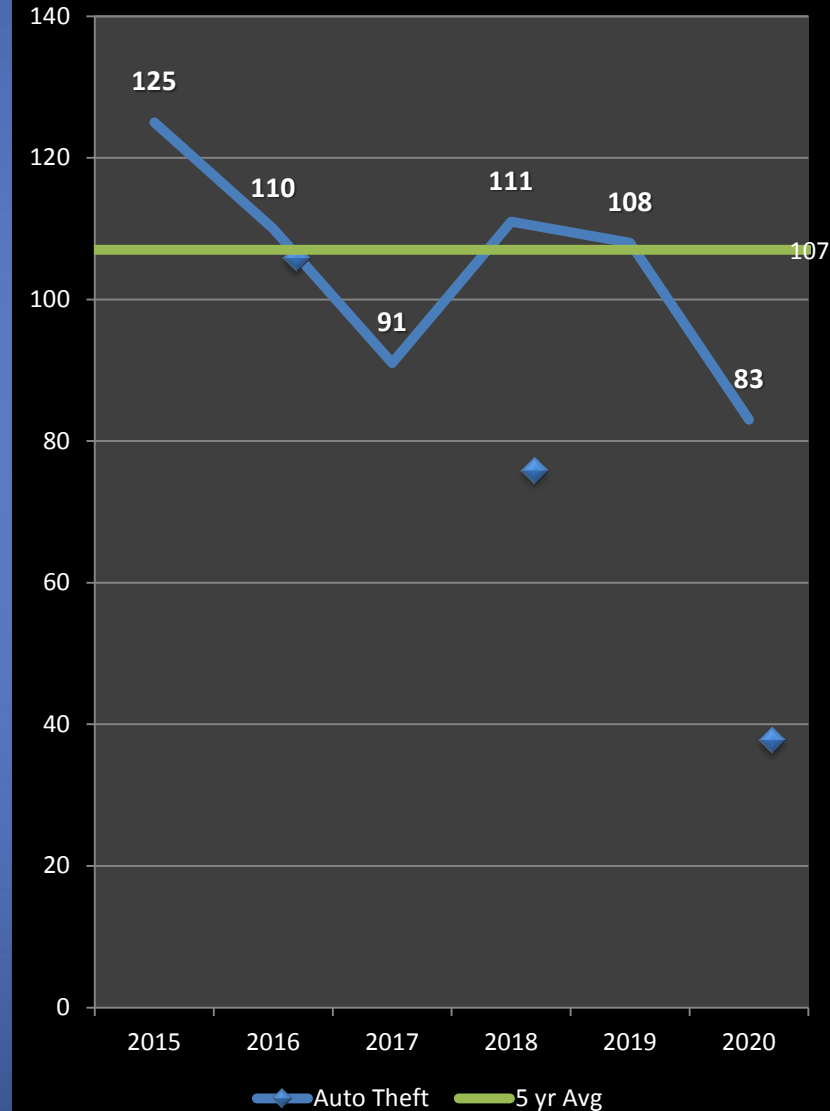
-17%

Previous Year

-23%

5-Year Average

-22%





Help Prevent Crime

And keep yourself informed!

To receive information from the CPD:

- Sign up with for the **Cambridge Alert Network**, to receive alerts about emerging crime patterns, neighborhood meetings, and crime prevention tips, by visiting www.CambridgeMa.gov/AlertNetwork.
- “Like” the Cambridge Police Department on Facebook at www.facebook.com/CambridgePolice
- Follow [@CambridgePolice](https://twitter.com/CambridgePolice) on Twitter.
- Visit our website at www.CambridgePolice.org for valuable information and reports including the Daily Log and BridgeStat, which is published on the first Friday of every month.
- Download our “MyPD” smartphone app at www.CambridgePolice.org/MyPD.

To Share Information with the CPD:

- Call our Non-Emergency Telephone Number at **617-349-3300**.
 - Every call for service generates a police response, so help drive our resources by reporting things that seem suspicious or out of the ordinary.
- Send an Anonymous TEXT-A-TIP:
 - Send an ANONYMOUS text message to **Tip411 (847411)**. Begin your message with Tip650 and then type your message. You will receive a response from the Cambridge Police with the option to continue communicating. Please remember that this is not a replacement for 9-1-1. **If you witness an emergency situation, please call 9-1-1 immediately.**
- Send an Anonymous Crime Tip E-Mail at www.CambridgePolice.org/Tips



Questions?

- We welcome all questions, comments, and suggestions.
- Please direct your feedback to:
BridgeStat@CambridgePolice.org.
- To review previous editions of BridgeStat, visit our website at www.CambridgePolice.org/BridgeStat.