



Cambridge Police Department BridgeStat

January 2022

Produced by the Crime Analysis Unit



Part I Total Crime

An analysis of serious crime statistics for January of 2022 points to a substantial decrease of 22% in the Part One index total for Cambridge when compared with 2021. During the first month of this year, there were 164 serious crimes reported in the City. For the same time period in 2021, the combined total for Murder, Rape, Robbery, Aggravated Assault, Burglary, Larceny & Auto theft was 211 incidents, 47 more than this year. When measured against the five-year average, a more moderate 11% drop in the crime index has been registered.

Further analysis of the crime totals for the first four weeks of 2022 indicates that violent crimes recorded an 18% increase to start the year when compared with last year. Property crimes plunged downward 26% with 50 fewer crimes reported when compared with the first month of 2021. There were zero homicides, two rapes, eight robberies and ten aggravated assaults recorded in the first 31 days of 2022.

The 71% decrease in larcenies of bicycles and the 57% dive in thefts from residences when compared with January of 2021 were the key trend indicators observed so far in 2022 that drove the downward curve in the crime index for January. Overall robberies increased from three incidents to eight crimes and housebreaks jumped from seven to 14 incidents when comparing the first month of 2021 with that of 2022.

When analyzing the serious crime totals of January of 2022 versus the previous month of December 2021, there has been a moderate decrease of 15% in the number of index incidents with 26 fewer crimes reported.

An analysis of preliminary end-of-the-year serious crime statistics for Cambridge in 2021 reveals an increase of 7% in the Part One index total reported to the FBI, when compared with the same time period in 2020. In 2021, there were 2,599 serious crimes recorded in the City. Through December 31st in 2020, the combined total for Murder, Rape, Robbery, Aggravated Assault, Burglary, Larceny & Auto theft was 2,440 incidents, 159 fewer than 2021.

	<u>4 Week Snapshot</u>			<u>Year to Date</u>			<u>Five Year</u>	
	12/7/21 - 1/3/22	1/4/22 - 1/31/22	Change	2021	2022	Change	Avg	Change
Total Violent Crime	25	19	-24%	17	20	18%	21	-5%
Total Property Crime	146	126	-14%	194	144	-26%	163	-12%
Total Part I Crime	171	145	-15%	211	164	-22%	184	-11%



Part I Property Crime

Analysis of property crime totals for January of 2022 reveals a 26% decrease when measured against the 2021 totals and a 12% slip below the five-year average, with 50 fewer incidents below the total for the first four weeks of last year and 19 fewer crimes below the 163 reports forecasted for this time period.

Two of the major property crime categories recorded significant declines when measured against the first 30 days of 2021, most notably a 71% reduction in larceny of bicycles which was down 27 incidents from the high total of 38 bike thefts during a cold weather month that occurred last January. Larceny from residence also registered a sharp dip of 57% for the first month of the year.

	<u>4 Week Snapshot</u>			<u>Year to Date</u>			<u>Five Year</u>	
	12/7/21 - 1/3/22	1/4/22 - 1/31/22	Change	2021	2022	Change	Avg	Change
Burglary	15	11	-27%	12	15	25%	14	7%
Commercial Break	2	1	-50%	5	1	-80%	3	-67%
Housebreak	13	10	-23%	7	14	100%	11	27%
Larceny	117	107	-9%	176	119	-32%	143	-17%
Larceny (Misc)	5	7	40%	5	8	60%	4	100%
Larceny from Building	11	12	9%	14	14	0%	23	-39%
Larceny from MV	36	38	6%	42	44	5%	24	83%
Larceny from Person	5	5	0%	4	5	25%	6	-17%
Larceny from Residence	24	23	-4%	56	24	-57%	37	-35%
Larceny of Bicycle	21	10	-52%	38	11	-71%	21	-48%
Larceny of Plate	1	2	100%	2	2	0%	1	100%
Larceny of Services	2	2	0%	1	2	100%	1	100%
Shoplifting	12	8	-33%	14	9	-36%	26	-65%
Auto Theft	14	8	-43%	6	10	67%	6	67%
Total Property Crime	146	126	-14%	194	144	-26%	163	-12%



Part I Violent Crime


From January 1st to January 31st of 2022, there were 20 violent crimes recorded in Cambridge, three incidents above last year (+18%) and one fewer violent crime (-5%) than the 21 incidents forecasted for the first month of the year.

There were two rapes reported in Cambridge during January of 2022, whereas there were zero reported during the first month of the year in 2021. The two rapes in January 2022 were categorized as one acquaintance incident and one blitz scenario.

The trend observed during the Covid period of a high percentage of aggravated assaults occurring in the 500 to 600 block of Mass Ave in Central Square continued in January with five of the 10 citywide reports in this area. One of these altercations involved an argument with shop owners on mask wearing indoors.

The last murder in Cambridge took place on March 27th, 2021. In that incident, a fatal shooting occurred at approximately 12:40 a.m. on Pemberton Street. The victim was reportedly located unconscious outside his vehicle by a passerby who called 911. The victim was transported to Mount Auburn Hospital where he later died. The victim has been identified as Xavier Louis-Jacques, 19, of Cambridge. The investigation is ongoing.

	4 Week Snapshot			Year to Date			Five Year	
	12/7/21 - 1/3/22	1/4/22 - 1/31/22	Change	2021	2022	Change	Avg	Change
Homicide	0	0	IN-CALC	0	0	IN-CALC	0	IN-CALC
Rape	6	2	-67%	0	2	IN-CALC	1	100%
Robbery	4	7	75%	3	8	167%	4	100%
Commercial Robbery	0	1	IN-CALC	1	1	0%	2	-50%
Street Robbery	4	6	50%	2	7	250%	3	133%
Aggravated Assault	15	10	-33%	14	10	-29%	15	-33%
Total Violent Crime	25	19	-24%	17	20	18%	21	-5%



MURDER

No Patterns

- On Saturday 3/27/21, there was a fatal shooting that occurred at approximately 12:40 a.m. on Pemberton Street. The victim was reportedly located unconscious outside his vehicle by a passerby who called 911. The victim was transported to Mount Auburn Hospital where he later died. The victim has been identified as Xavier Louis-Jacques, 19, of Cambridge. The investigation is ongoing.
- On April 23, 2020, Jose Bermudez was arrested for the fatal daylight stabbing of 33-year-old Danilo Perez in Central Square on April 14. Bermudez and Perez were both part of the homeless community and were known to each other. Bermudez is being held without bail. This was the first homicide reported in Cambridge since January of 2019 and it ended up being the only homicide recorded in 2020.
- There was one murder in Cambridge in 2019. The Middlesex DA's Office and the Cambridge Police are asking for public assistance regarding the ongoing investigation into the fatal incident that occurred in the New Street area of Danehy Park around 6:30PM on the night of January 2nd, 2019. This incident is being investigated as a homicide. The preliminary investigation suggests that the victim, 60-year-old Paul Wilson, died as a result of blunt force trauma and that robbery does not appear to have been the motive.

Percent Change*

Last 4 Weeks

Previous Year

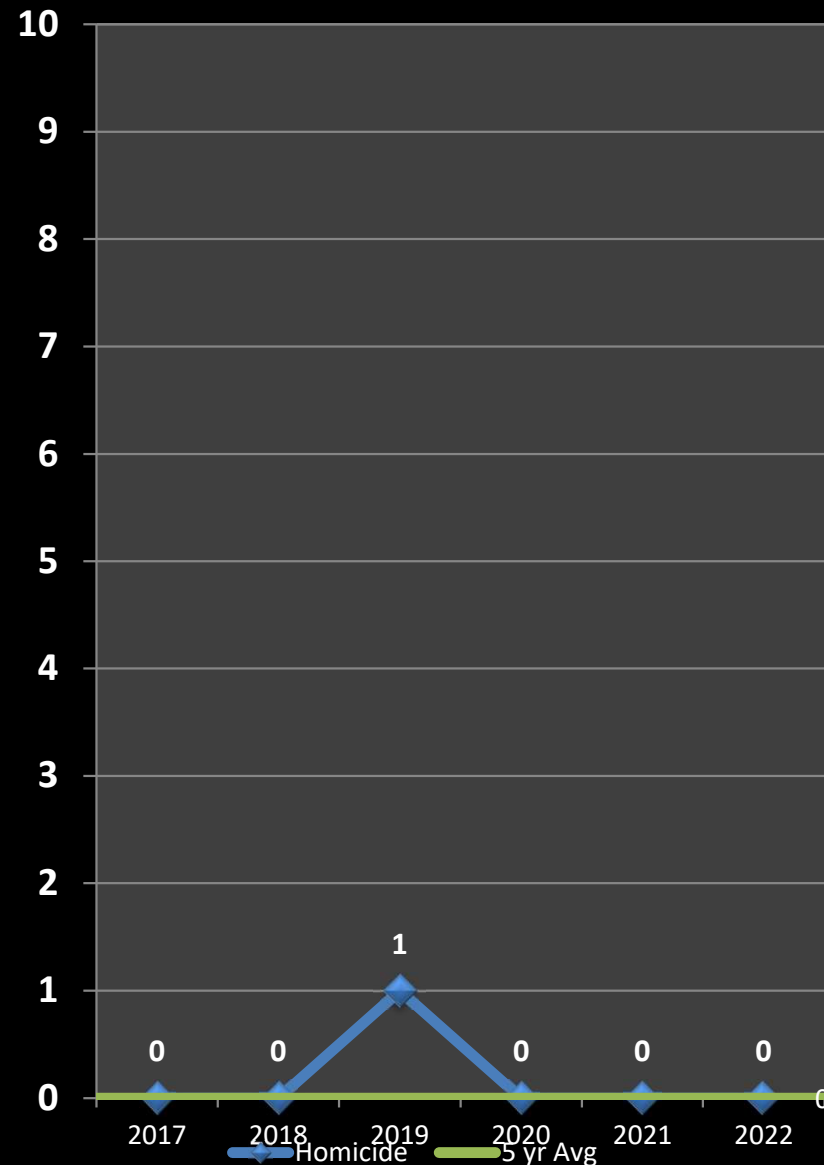
5-Year Average

In-Calc

0%

0%

*IN -CAL: Percentages are not calculated for numbers so small as to present a statistically misleading percentage.






Characteristics of Murder in Cambridge

For the 30-year period between 1960 and 1989, the City of Cambridge averaged slightly less than five murders per year. The annual average since 1990 has fallen to approximately two per year. Trend analysis over recent years points to two recurring murder scenarios in Cambridge: domestic murder, in which one family member is brutally killed by another in a homicidal rage, and the murder of young males by a handgun or knife in acts of retaliatory street violence.

Cambridge Murder Statistics, 1990-2021

- 64 people murdered in 59 incidents (in 4 of the incidents, 2 or more people were killed)
- 44 victims were male
- 20 victims were female
- Most common weapons: handguns (30 incidents) and knives (14 incidents)
- 20 of the 59 cases are still under investigation or remain unsolved
- 27 of the 38 cases since 2000 have been cleared by arrest or by the death of the suspect.



RAPE

No Patterns

- There were two rapes reported in Cambridge during January of 2022, whereas there were zero reported during the first month of the year in 2021. No appreciable difference can be measured for such a short time frame and small numbers to compare. The two rapes in January were categorized as one acquaintance incident and one blitz scenario.
- Preliminary counts indicate that there were 34 rapes reported in 2021, seven more than were reported during the same time frame last year. That total was also six incidents above the five-year average of 28 crimes.
- The sexual assaults in 2021 were classified as eight domestic situations, 18 involving acquaintances as the predator, five contact incidents, and three blitz scenarios that remain under investigation.
- The total number of reported rapes tends to fluctuate from year to year, but the number of stranger-to-stranger rapes reported each year in Cambridge—between one and five—remains extremely low.

Percent Change*

Last 4 Weeks

Previous Year

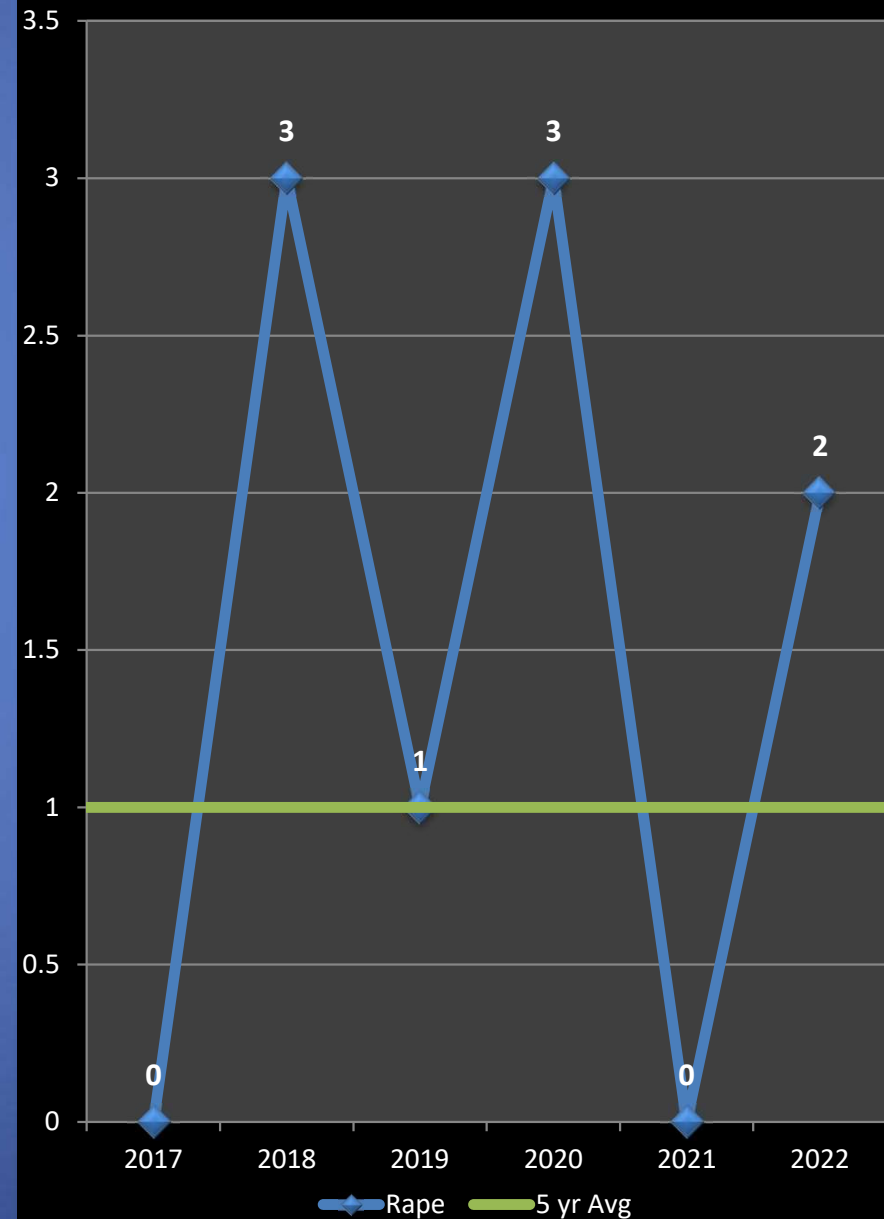
5-Year Average

-67%

In-Calc

In-Calc

*IN-CAL: Percentages are not calculated for numbers so small as to present a statistically misleading percentage.





AGGRAVATED ASSAULT

No Patterns

- The total of 10 aggravated assaults reported in January of 2022 was four crimes (-29%) under the total for the first month of 2021, as well as five incidents (-33%) below the forecast for the five-year average of 15 crimes.
- The 10 aggravated assaults reported over the first four weeks of this year were composed of the following classifications: 2 unprovoked scenarios; 1 domestic altercation; 2 assaults between individuals who are homeless; 1 affray; 3 shop owner/patron assaults; and 1 assault on police officers.
- The trend observed during the Covid period of a high percentage of aggravated assaults occurring in the 500 to 600 block of Mass Ave in Central Square continued in January with five of the 10 citywide reports in this area. One of these altercations involved an argument with shop owners on mask wearing indoor.
- There were two reports of shots fired citywide in January 2022, neither of which resulted in gunshot wounds. No shots fired incidents were reported in Cambridge through the same time period in 2021. See map on slide 10 for more info.

Percent Change

Last 4 Weeks

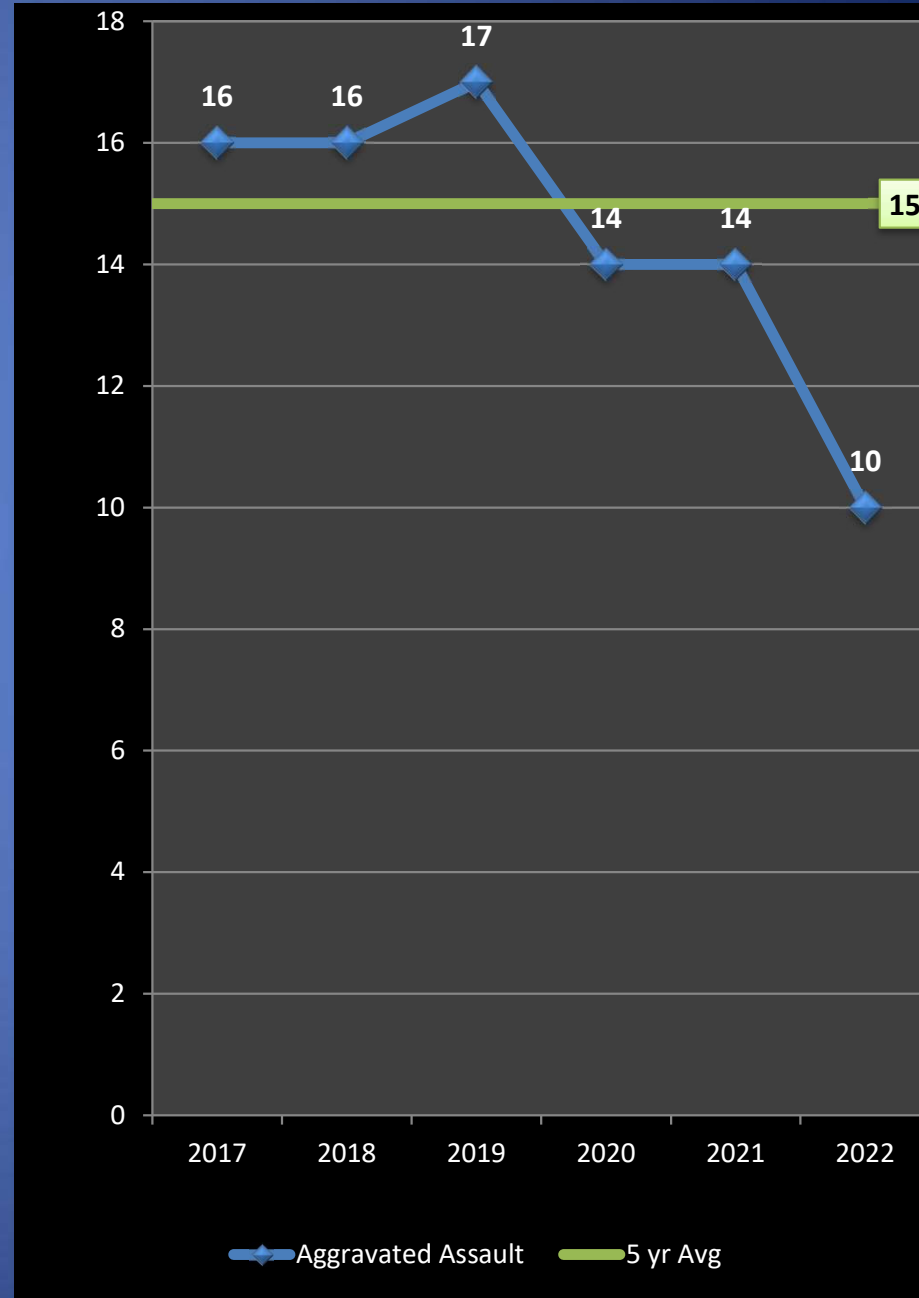
-33%

Previous Year

-29%

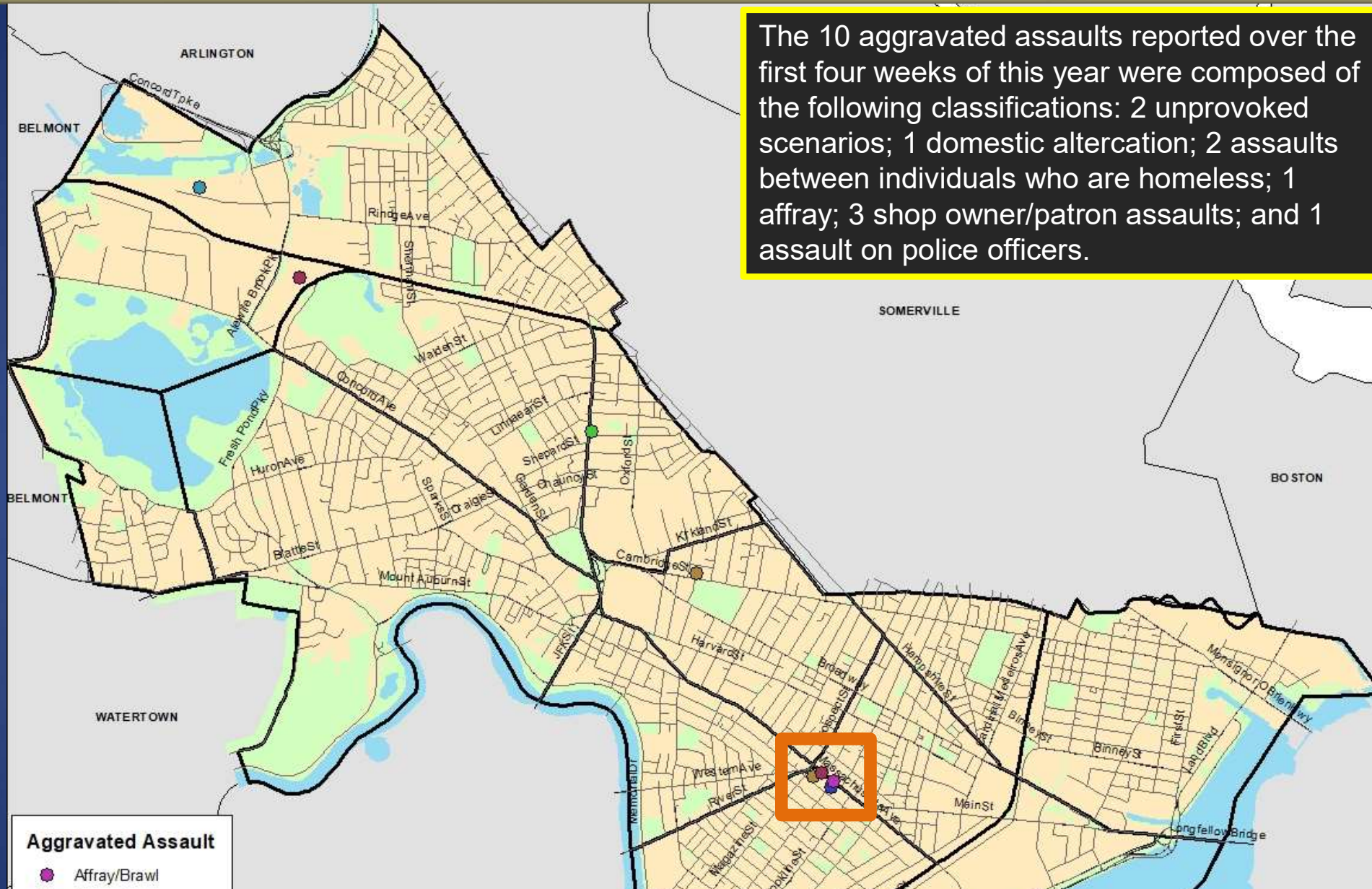
5-Year Average

-33%





Geographic Breakdown of Aggravated Assaults: 1.1.22 – 1.31.22



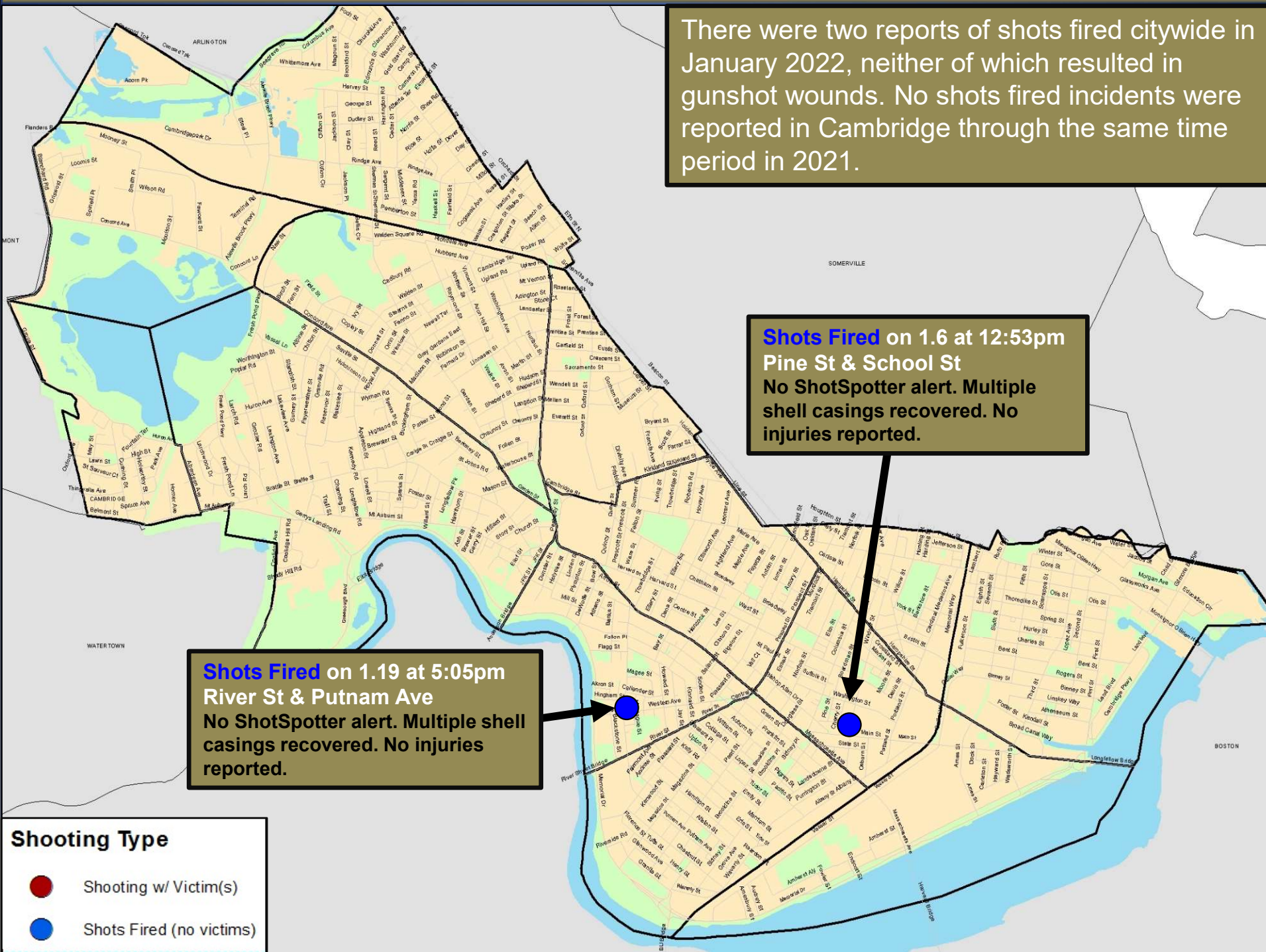
The 10 aggravated assaults reported over the first four weeks of this year were composed of the following classifications: 2 unprovoked scenarios; 1 domestic altercation; 2 assaults between individuals who are homeless; 1 affray; 3 shop owner/patron assaults; and 1 assault on police officers.

The trend observed during the Covid period of a high percentage of aggravated assaults occurring in the 500 to 600 block of Mass Ave in Central Square continued in January with five of the 10 citywide reports in this area. One of these altercations involved an argument with shop owners on mask wearing indoor.



Shootings & Shots Fired in Cambridge: 1.1.22 – 1.31.22


There were two reports of shots fired citywide in January 2022, neither of which resulted in gunshot wounds. No shots fired incidents were reported in Cambridge through the same time period in 2021.



Shots Fired on 1.19 at 5:05pm
River St & Putnam Ave
No ShotSpotter alert. Multiple shell casings recovered. No injuries reported.

Shots Fired on 1.6 at 12:53pm
Pine St & School St
No ShotSpotter alert. Multiple shell casings recovered. No injuries reported.

Shooting Type	
●	Shooting w/ Victim(s)
●	Shots Fired (no victims)



Robbery

No Patterns

Percent Change

Last 4 Weeks

+75%

Previous Year

+167%

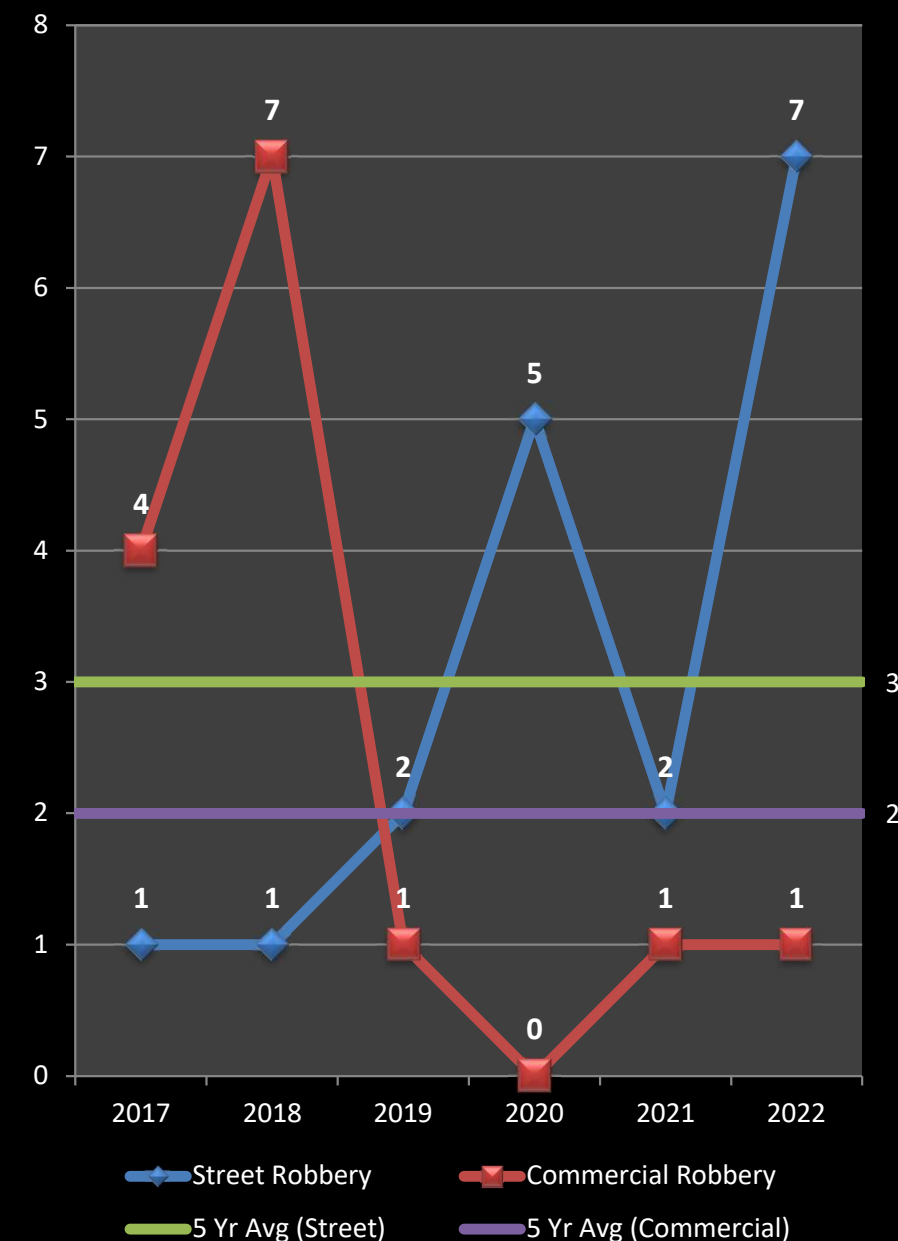
5-Year Average

+100%

- The five-year average for overall robbery in Cambridge for the first month of the year is four incidents. During January of 2022, eight robberies were recorded which translates to a 100% increase above the projected total and a 167% incline above the three robberies counted for the first month of 2021.
- There has been only one commercial robbery so far this year and seven unrelated street robberies, the majority of which have been concentrated in and around the periphery of Central Square. The only commercial robbery in January involved a strong-arm robbery at a Memorial Drive gas station.

2021

- There were 11 commercial robberies recorded in Cambridge during 2021, three less than were counted during 2020 and 50% below the five-year average of 22. There were only five commercial robberies reported in the City over the last eight months of the year.
- There were 61 street robberies reported in 2021, eight above the number recorded in 2020 and two incidents (+3%) above the 5-year average of 59.
- Seven of the 11 street robberies over the final two months of 2021 were committed late at night in and around the periphery of Central Square and involved individuals who were homeless. This trend continued over the first month of the year with most street robberies concentrated along Mass Ave in Central Square



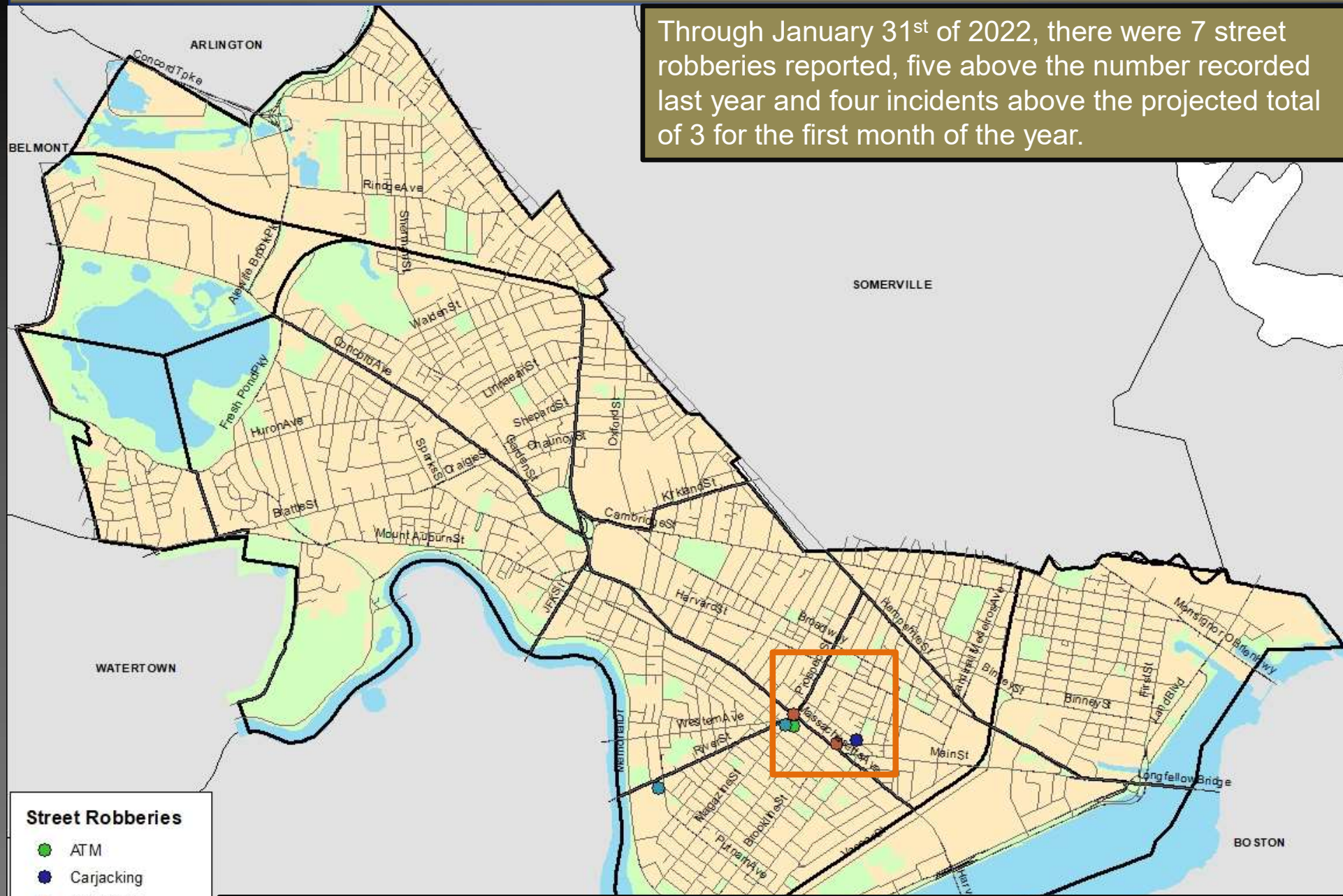


Geographic Breakdown of Street Robbery: 1.1.22 – 1.31.22

Cambridge Police BridgeStat

January 2022

Through January 31st of 2022, there were 7 street robberies reported, five above the number recorded last year and four incidents above the projected total of 3 for the first month of the year.



Seven of the 11 street robberies over the final two months of 2021 were committed late at night in and around the periphery of Central Square and involved individuals who were unhoused. That trend continued during January 2022.



Burglary

No Patterns

- The property index crime of burglary, the combination of residential and commercial breaks, has recorded a minor increase of 7% in January of 2022 when compared to the five-year average, with one additional incident reported above the projected total of 14 breaks. However, when compared with last year's low total of 12 incidents for the first month of the year, a 25% increase has been registered (up three incidents in 2022).
- Housebreaks year-to-date in 2022 have doubled over January 2021, with 14 incidents reported this year compared to the 7 reported in January 2021.
- In 2021, a minimal decline of 1% was recorded, with one fewer housebreak reported compared to 2020. Ninety-eight of the 128 housebreaks counted in 2021 (or 77%) were in the lower-half of the City below Harvard Square.
- Only one commercial break was reported in January of 2022, registering a decrease of 80% below last year's total of five breaks in January 2021.
- Commercial breaks in 2021 were up by 30% when compared with 2020 and saw an increase of 51% over the forecasted number for 2021. A prolific, habitual offender was arrested and linked to multiple commercial breaks throughout the lower half of the City in July of 2021.

Percent Change

Last 4 Weeks

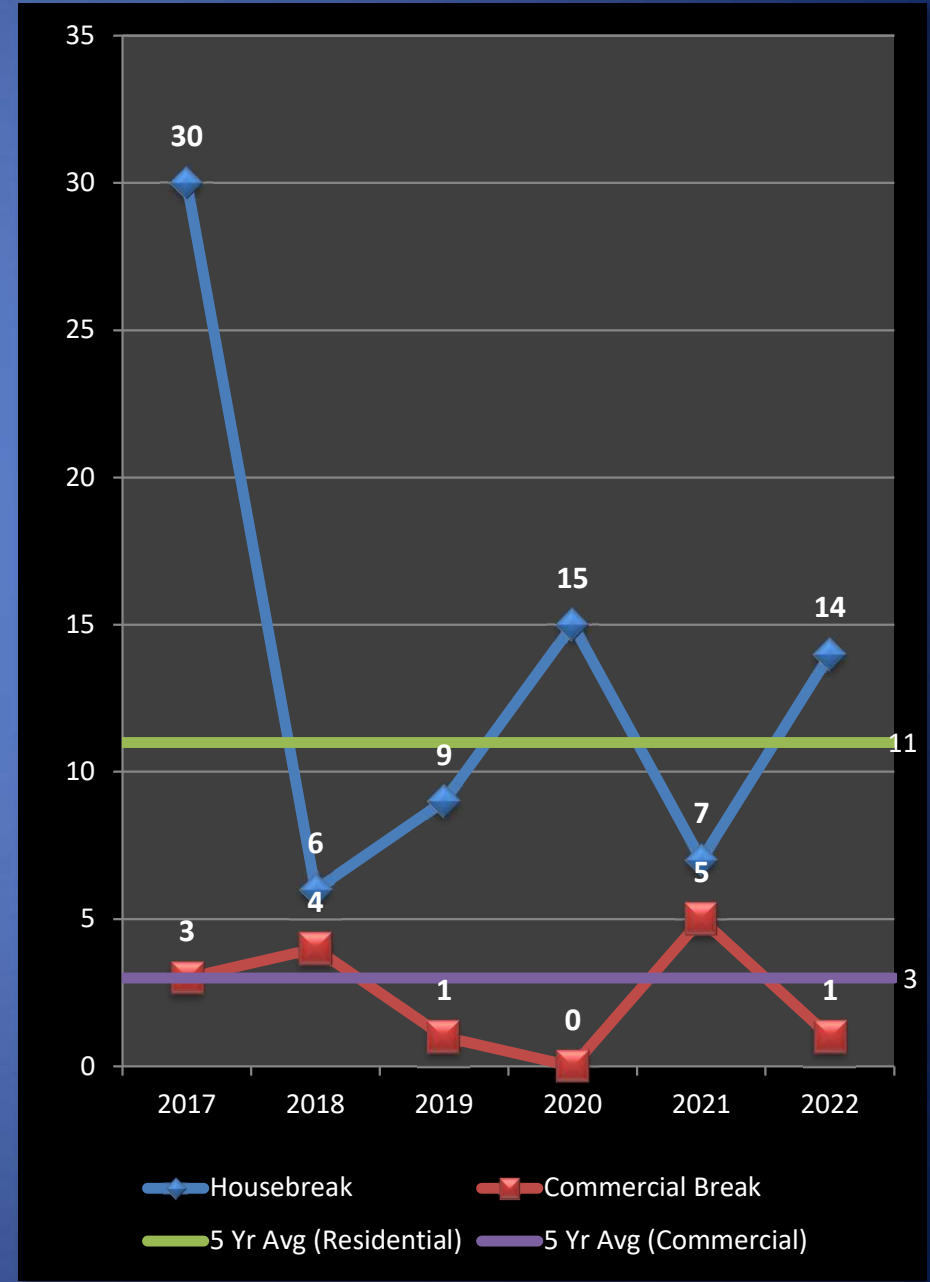
-27%

Previous Year

+25%

5-Year Average

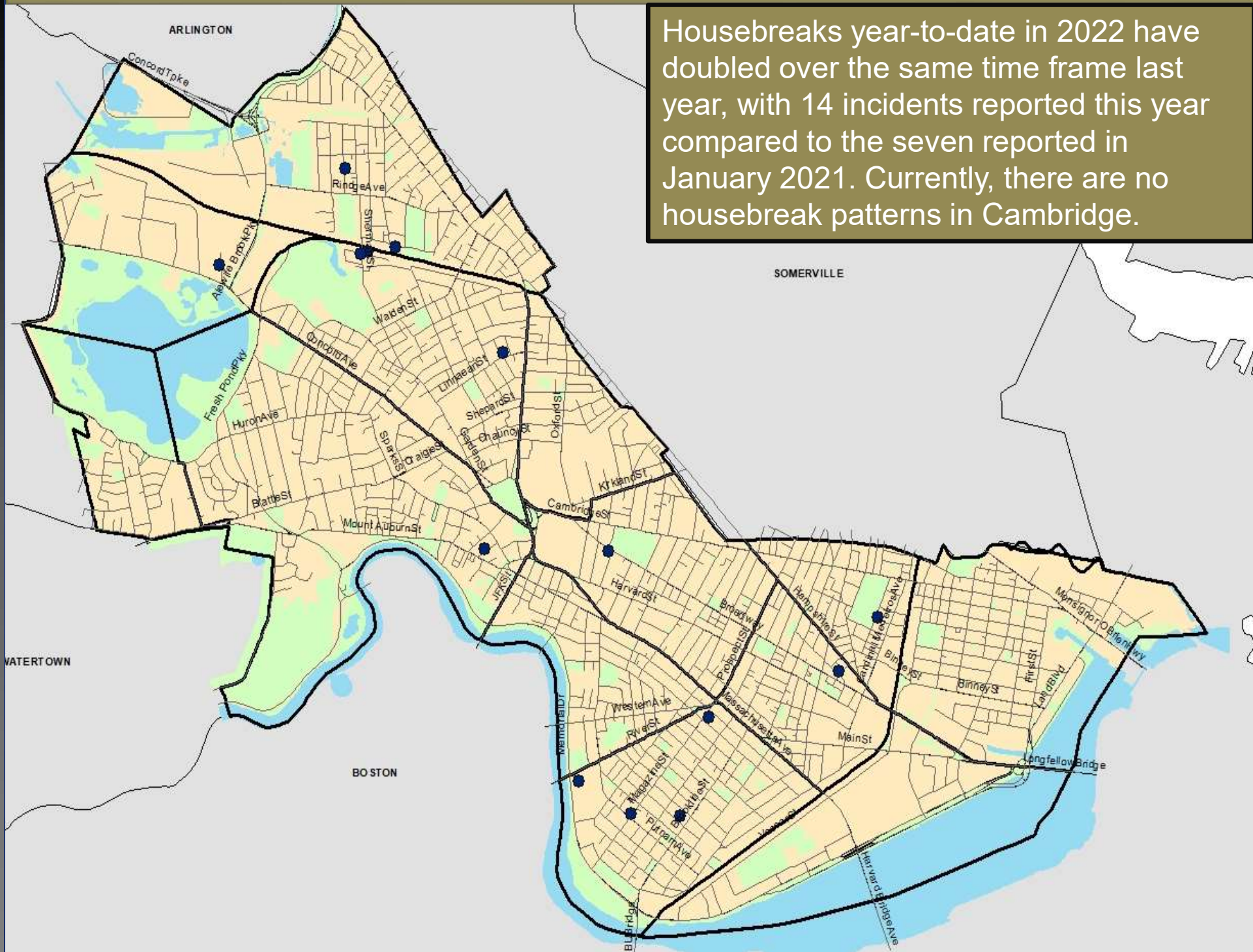
+7%






Geographic Breakdown of Housebreaks: 1.1.22 – 1.31.22

Housebreaks year-to-date in 2022 have doubled over the same time frame last year, with 14 incidents reported this year compared to the seven reported in January 2021. Currently, there are no housebreak patterns in Cambridge.



Cambridge Police BridgeStat

January 2022



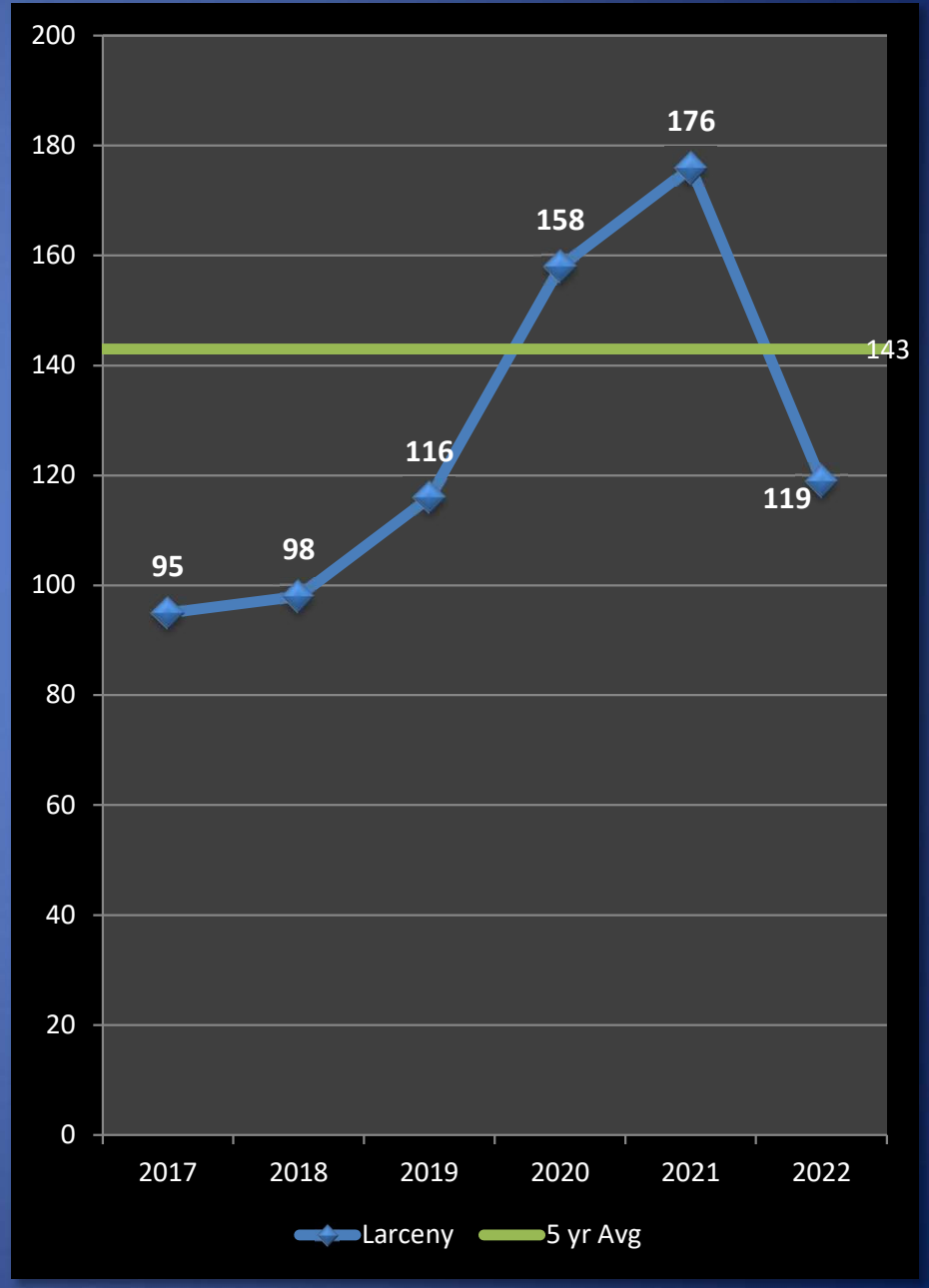
LARCENY

Sporadic Pattern

Percent Change

Last 4 Weeks	Previous Year	5-Year Average
-9%	-32%	-17%

- **Preliminary stats indicate that overall larceny in 2022 is registering at 119 incidents, 32% below the same time frame in 2021.** The total of 119 larcenies reported year-to-date in 2022 is also 17% below the 5-year average of 143 incidents.
- **The larceny from motor vehicles total through 1/31 in 2022 is 44 incidents, 5% above the same time frame in 2021.** The 44 thefts reported also indicate an increase of 20 incidents (+83%) above the number forecasted for 2022. Much of this upsurge can be attributed to the large number of catalytic converter thefts that occurred in January.
- **Through January 31, 2022, there were 5 larcenies from the person reported in Cambridge, up one incident (25%) when compared to the same time period in 2021.** The 2022 total is down 17% from the 5-year average of 6, likely still due to the ongoing pandemic. Central Square has seen the most activity this year with 3 incidents.
- **There were 14 larcenies from buildings reported in January 2022.** This total is equal to the number reported during the same time frame in 2021 and is 9 incidents (39%) below the 5-year average. With gyms and public buildings closed or at limited capacity for a good portion of both 2020 and 2021, it is no surprise that this crime category has decreased when compared to the five-year average.
- **Larcenies from residences are down 32 incidents (57%) in 2022 when compared with 2021.** Package thefts made up the majority of this crime type in recent years and registered even higher than average in 2020 and 2021, likely due to the increased volume of deliveries during the pandemic. Package thefts have accounted for 15 (or 63%) of the 24 larcenies from residences thus far in 2022.
- **Larceny of bicycles will likely end up being one of the major property crimes in 2022, similar to recent years. However, currently there have only been 11 bike thefts reported in 2022, which is -71% less than during the same time frame in 2021.** Bike thefts are also down 48% (10 thefts) below the five-year average. The colder and snowier weather this January may be a cause.





LARCENY From MV

Sporadic Pattern

- The larceny from motor vehicle total for the first month of 2022 is 44 incidents, which is 5% above the total for the same time period in 2021. The 44 thefts from cars reported during January indicates an increase of 20 incidents (+83%) above the number forecasted through the first 4 weeks of 2022.
- The neighborhoods with the highest larceny from motor vehicle totals so far in 2022 are: North Cambridge (10); Mid Cambridge (10) and Riverside (6). There were no incidents reported in the Highlands and MIT neighborhoods.
- Catalytic converter thefts became a problem in Cambridge when a series of thefts were reported by residents primarily in the Cambridgeport neighborhood in January of 2021. Surges continued sporadically throughout the year with the pattern resurfacing over the final two months of 2021, with 25 additional thefts reported in Riverside, North Cambridge, Peabody, and West Cambridge. In January of 2022, catalytic converter thefts have continued with an additional 15 incidents reported. The majority of the catalytic converter thefts in Cambridge have involved 2004-2009 Toyota Priuses, along with a few Honda Elements and CR-Vs.

Percent Change

Last 4 Weeks

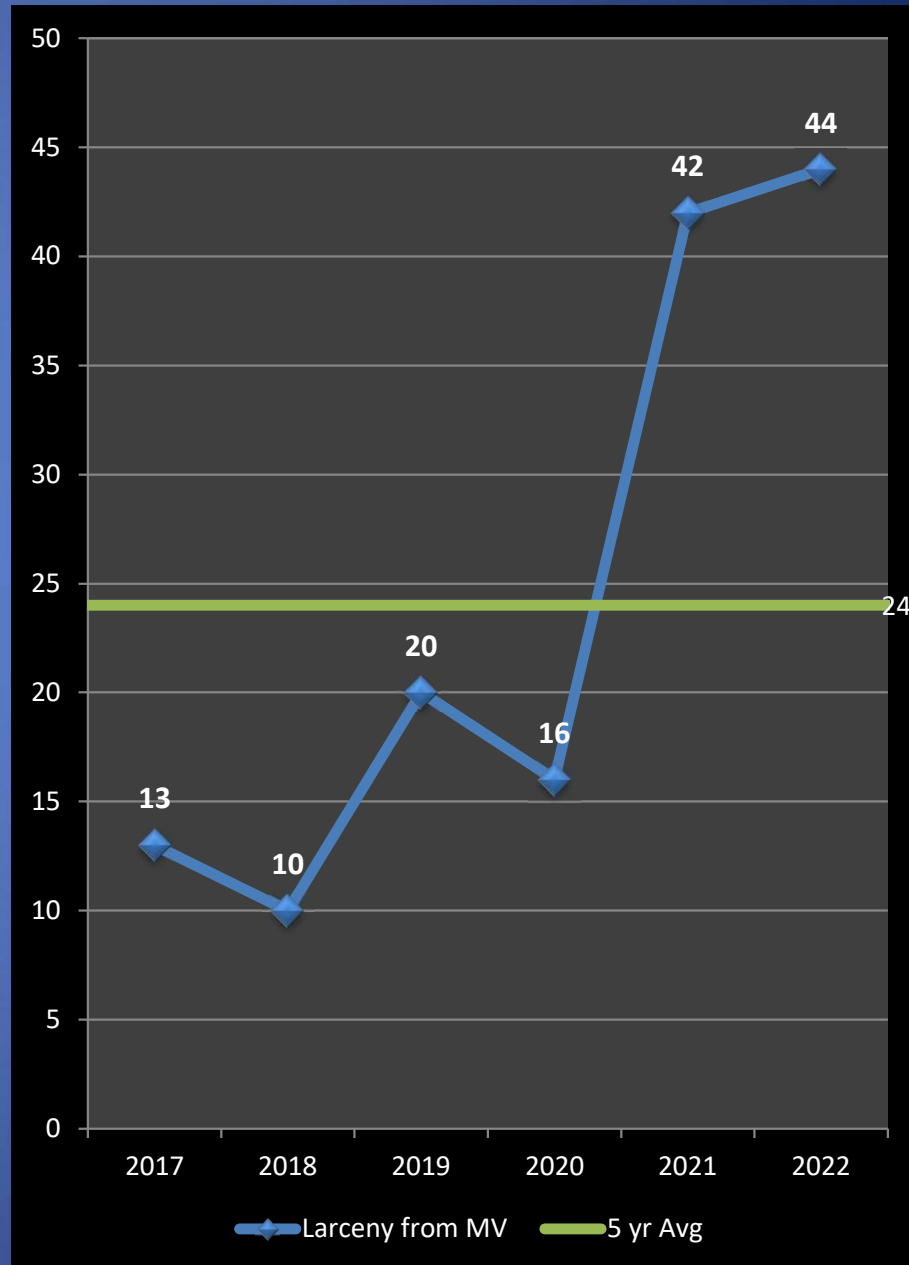
+6%

Previous Year

+5%

5-Year Average

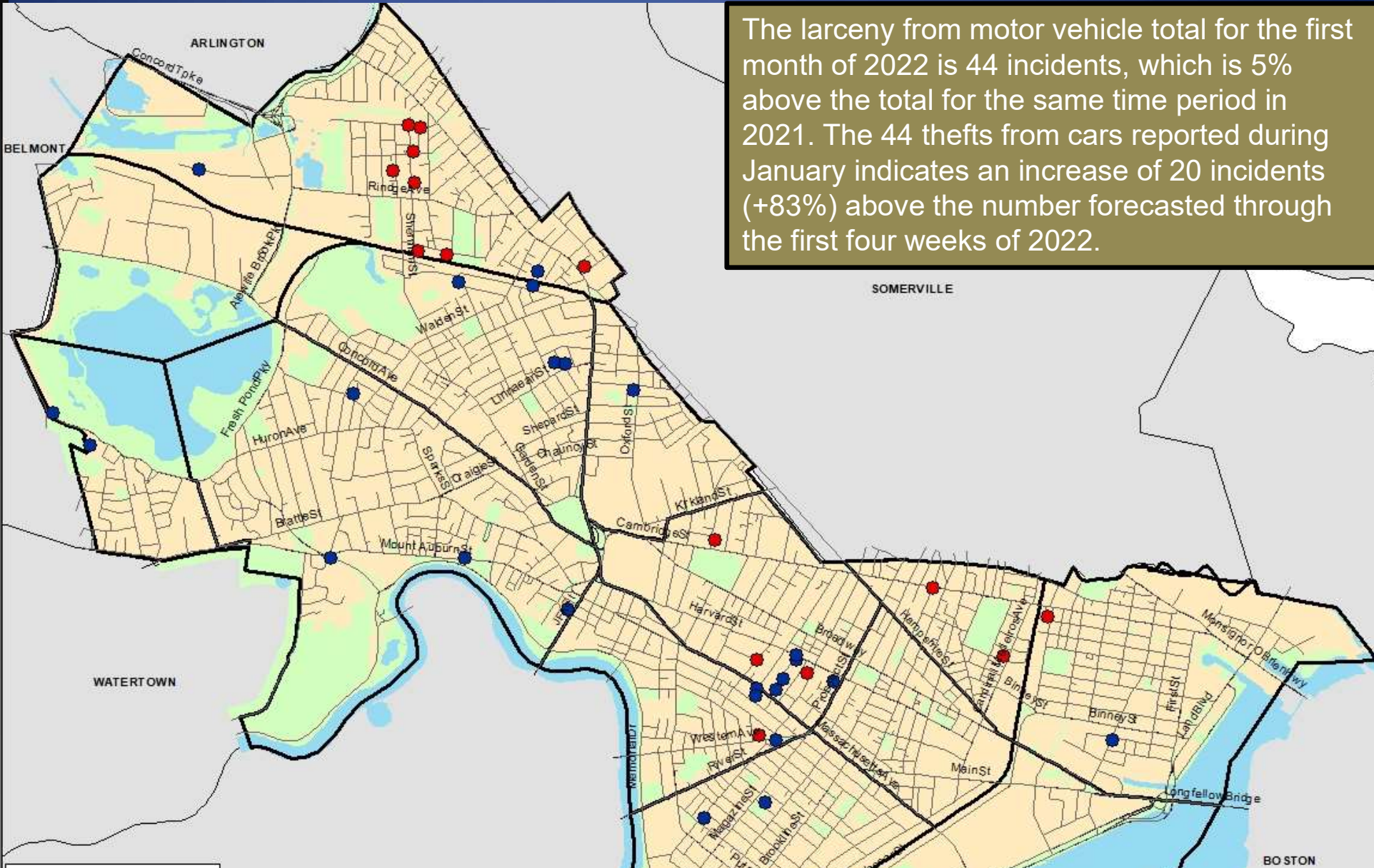
+83%





Geographic Breakdown of Larceny from Motor Vehicles: 1.1.22 – 1.31.22

Cambridge Police BridgeStat



The larceny from motor vehicle total for the first month of 2022 is 44 incidents, which is 5% above the total for the same time period in 2021. The 44 thefts from cars reported during January indicates an increase of 20 incidents (+83%) above the number forecasted through the first four weeks of 2022.

Larceny from MV
 ● Catalytic Converter
 ● Other Theft

Catalytic converter thefts became a problem in Cambridge when a series of thefts were reported by residents primarily in the Cambridgeport neighborhood in January of 2021. Surges continued sporadically throughout the year with the pattern resurfacing over the final two months of 2021, with 25 additional thefts reported in Riverside, North Cambridge, Peabody, and West Cambridge. In January of 2022, an additional 15 catalytic converter thefts have been reported.

January 2022



LARCENY from Person

No Patterns

- Larcenies from the person in January 2022 increased by one incident over the same time period in 2021 and dropped by one incident when comparing January 2022 to the five-year average of six.
- Three of the five incidents this year have taken place in Central Square. The other two were in Porter Square and Alewife.

2021

- Through the end of 2021, there were 106 larcenies from the person reported in Cambridge, up by seven incidents (7%) when compared to 2020. When compared to the 5-year average, there was a decrease of 38 incidents (-26%).
- Central Square saw by far the most activity in 2021 with 62 incidents, followed by Porter Square with 14. There were only ten larcenies from the person reported in Harvard Square in 2021. This is highly unusual, but most Harvard Square larcenies from the person involve diners or students, neither of whom have been out in full force in the past year. The numbers citywide were considerably lower than we would expect because of the numerous COVID-related closures of and restrictions at restaurants and shops across the city, where we typically see the majority of this crime type occur. The higher numbers in Central Square were mainly due to grab-and-run situations or incidents that involved individuals who are unhoused whose property may have been stolen while they were asleep or otherwise distracted.
- The most common situations in which property was stolen in 2021 were thefts of nearby but unattended property (32) and thefts while shopping (25).

Percent Change

Last 4 Weeks

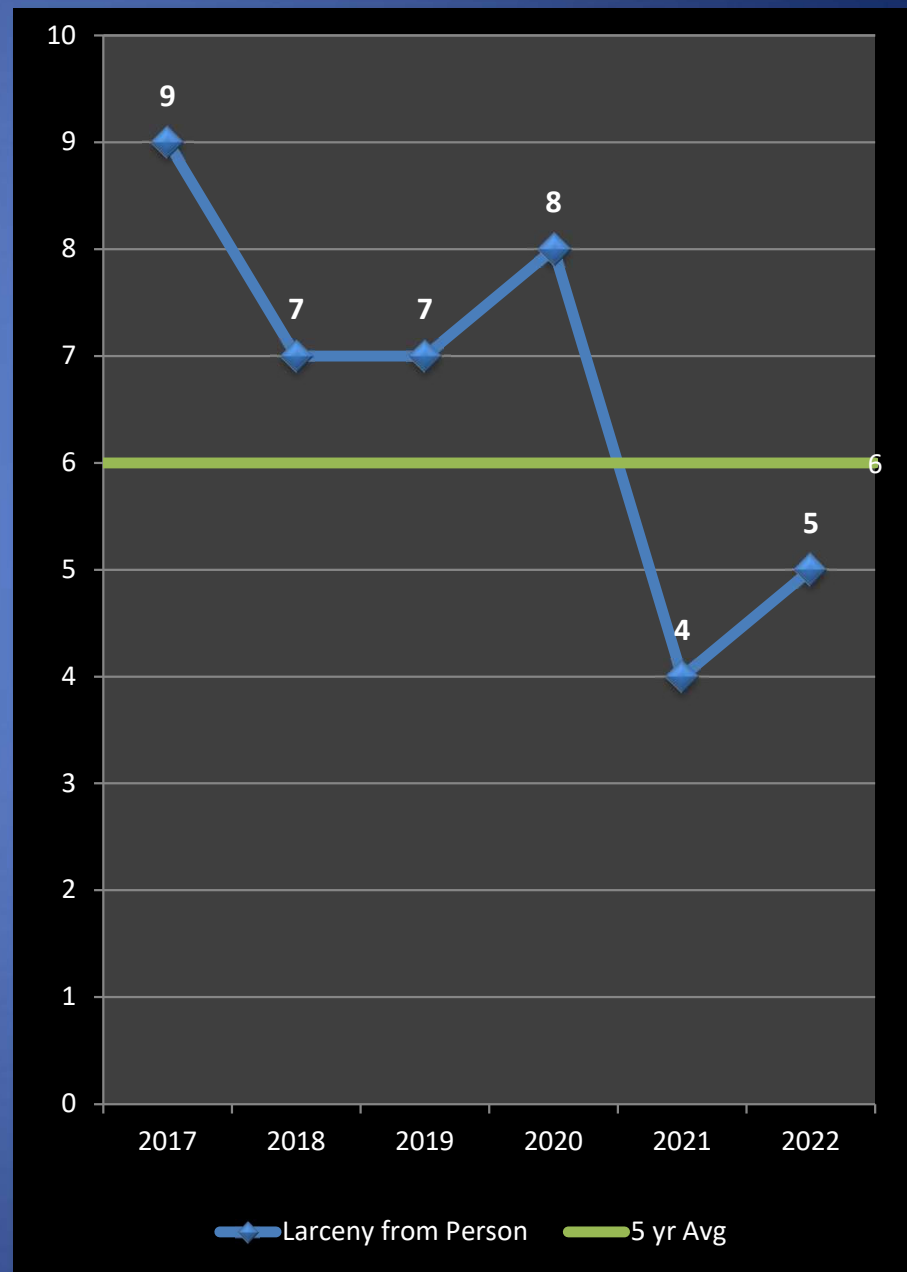
0%

Previous Year

+25%

5-Year Average

-17%



LARCENY of Bicycle

No Patterns

- Likely due to the colder weather and snow this year, 2022 has started off with a sharp decline in bike thefts. Only 11 thefts have been reported in January, accounting for a significant 71% decrease below last year and a 48% decline below the 5-year average.

2021

- Bicycle thefts were one of the major property crimes seen in 2021, incurring a 3% increase over 2020 and a 41% rise (+180 thefts) above the 5-year average.
- Almost two-thirds of the bike thefts in 2021 (or 64%) took place in the lower half of the city, with 400 of the 621 reported south/east of Harvard Square. However, there were hot spots in North Cambridge and the Highlands that accounted for a large number of the thefts in the northern part of the City.
- Although the majority of bicycles tend to be stolen from streets, sidewalks, and yards, similar to last year we continued to see an increase in thefts from personal garages, parking garages, and building storage areas in 2021.
- Of the 621 bike thefts recorded preliminarily in 2021, 482 (78%) were reportedly locked at the time of the theft.
- A few individuals who are homeless have been found in possession of bikes that were reported stolen this year.

Top Neighborhoods for Bike Theft in 2022

Neighborhood	YTD Total	% Citywide
North Cambridge	3	27%
Peabody	3	27%

Percent Change

Last 4 Weeks

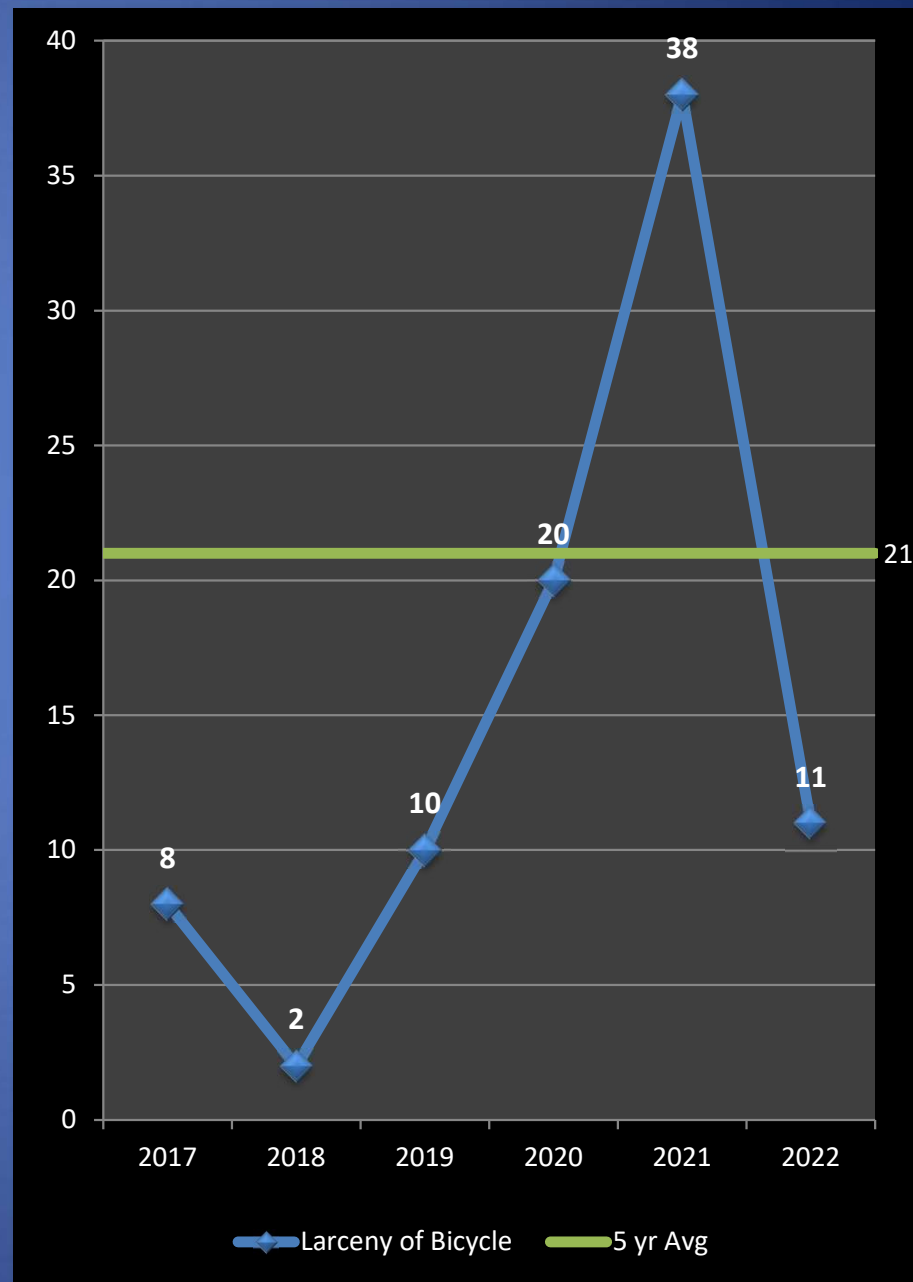
Previous Year

5-Year Average

-52%

-71%

-48%

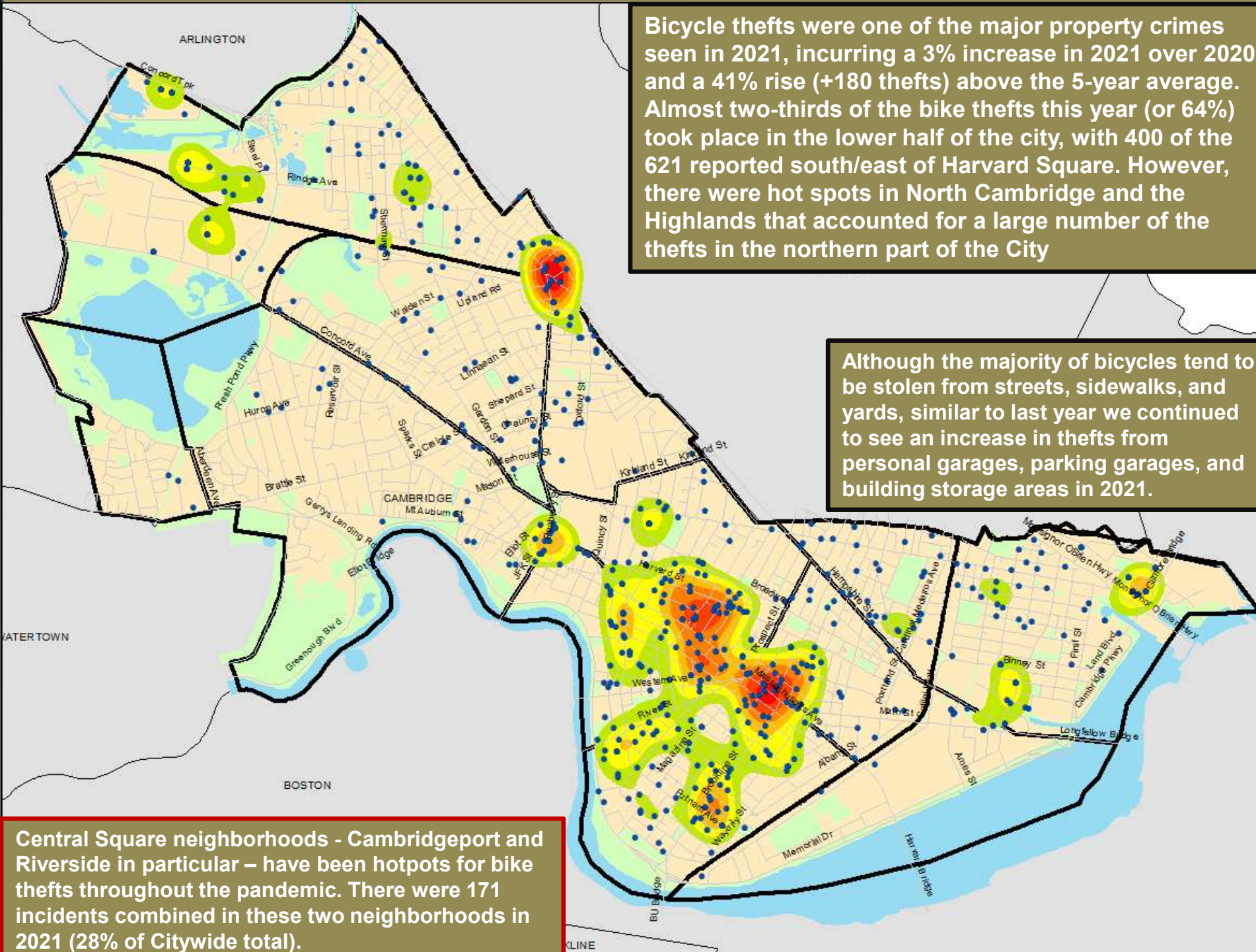




Geographic Breakdown of Larceny of Bicycles: 1.1.21 – 12.31.21

Bicycle thefts were one of the major property crimes seen in 2021, incurring a 3% increase in 2021 over 2020 and a 41% rise (+180 thefts) above the 5-year average. Almost two-thirds of the bike thefts this year (or 64%) took place in the lower half of the city, with 400 of the 621 reported south/east of Harvard Square. However, there were hot spots in North Cambridge and the Highlands that accounted for a large number of the thefts in the northern part of the City

Although the majority of bicycles tend to be stolen from streets, sidewalks, and yards, similar to last year we continued to see an increase in thefts from personal garages, parking garages, and building storage areas in 2021.

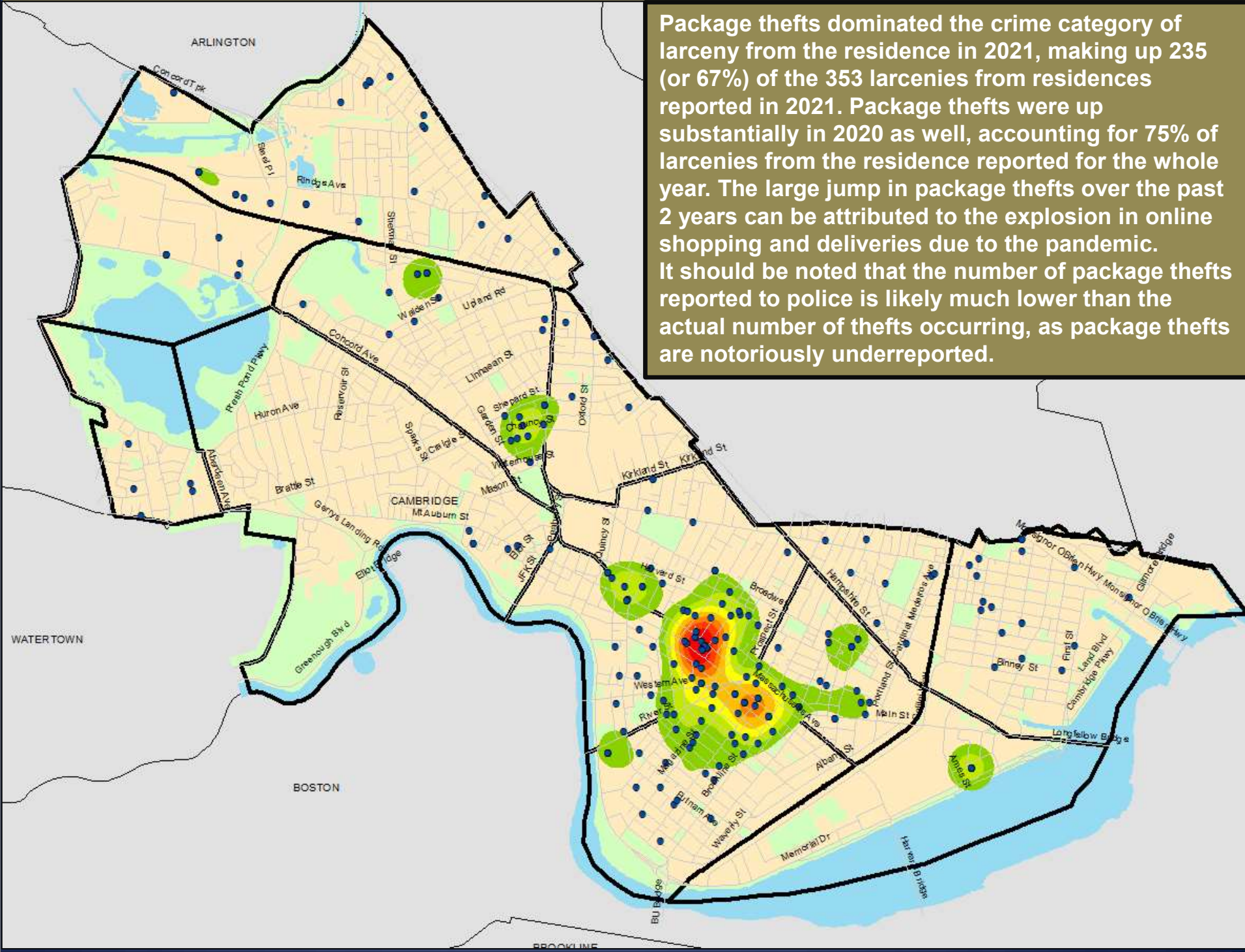


Central Square neighborhoods - Cambridgeport and Riverside in particular – have been hotspots for bike thefts throughout the pandemic. There were 171 incidents combined in these two neighborhoods in 2021 (28% of Citywide total).



Geographic Breakdown of Package Thefts: 1.1.21 – 12.31.21

Package thefts dominated the crime category of larceny from the residence in 2021, making up 235 (or 67%) of the 353 larcenies from residences reported in 2021. Package thefts were up substantially in 2020 as well, accounting for 75% of larcenies from the residence reported for the whole year. The large jump in package thefts over the past 2 years can be attributed to the explosion in online shopping and deliveries due to the pandemic. It should be noted that the number of package thefts reported to police is likely much lower than the actual number of thefts occurring, as package thefts are notoriously underreported.

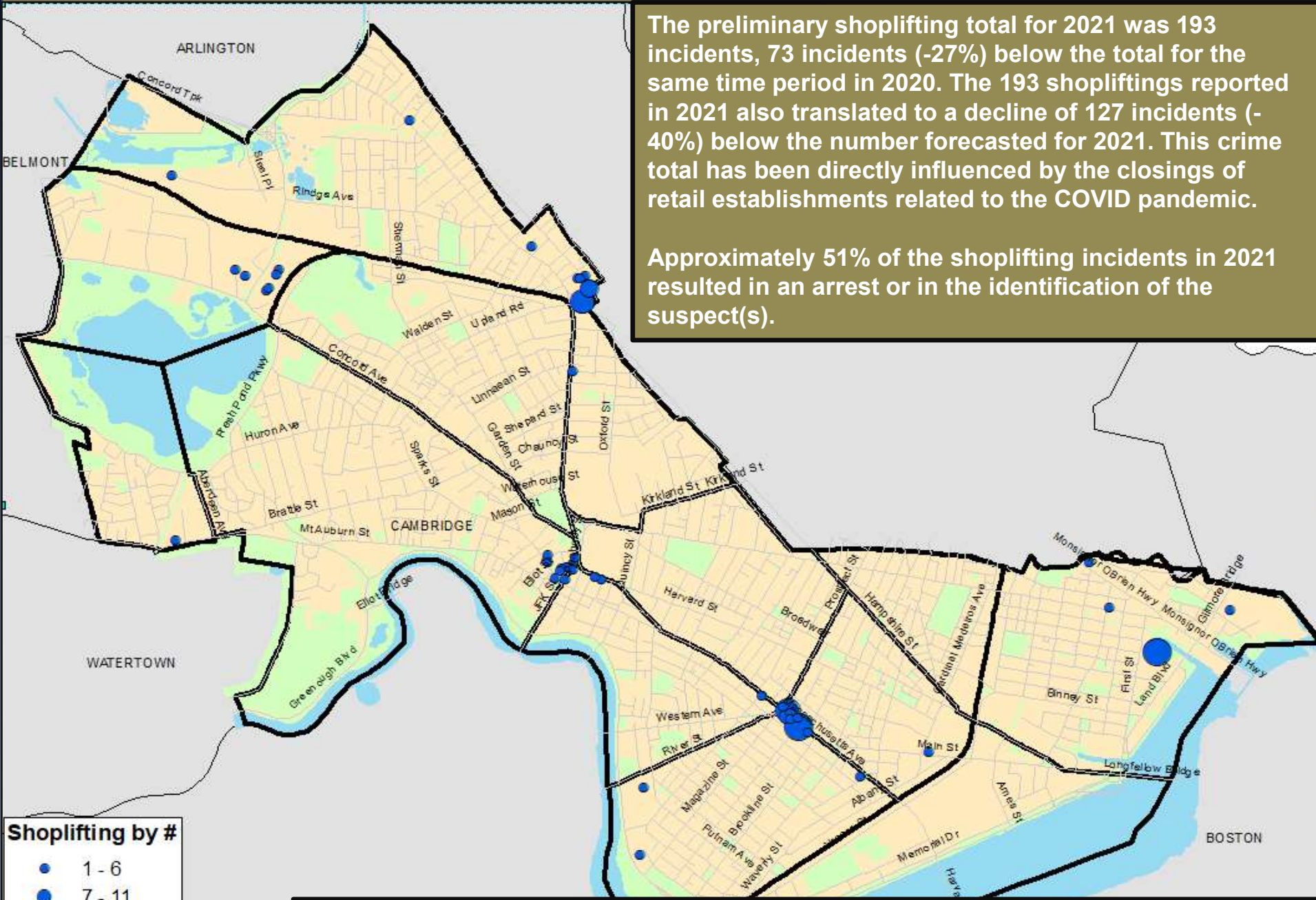




Geographic Breakdown of Shoplifting: 1.1.21 – 12.31.21

The preliminary shoplifting total for 2021 was 193 incidents, 73 incidents (-27%) below the total for the same time period in 2020. The 193 shopliftings reported in 2021 also translated to a decline of 127 incidents (-40%) below the number forecasted for 2021. This crime total has been directly influenced by the closings of retail establishments related to the COVID pandemic.

Approximately 51% of the shoplifting incidents in 2021 resulted in an arrest or in the identification of the suspect(s).



Shoplifting by #

- 1 - 6
- 7 - 11
- 12 - 16
- 17 - 21
- 22 - 27

The Target in Central Sq reported the most shoplifting incidents in 2021 with 27 thefts, followed by the CambridgeSide Shopping Center with 26 incidents and the Walgreens in Central Sq with 19 shopliftings.



AUTO THEFT

No Patterns

- The projected 5-year weighted average for auto thefts in January of 2022 is 6, and with 10 reported in 2022, we have experienced an increase of 67% over the expected total thus far this year. Auto thefts in 2022 are also up 67% over last year, with 4 additional incidents reported.
- When comparing the most recent four weeks (January) to the previous four weeks (December), there was a decrease from 14 incidents to 8, or -43%.
- January has experienced a number of thefts where the operator has left the vehicle unlocked and running in order to deliver a package or grab food. When the victim returns, the vehicle is gone.
- The neighborhood breakdown for auto theft totals thus far in 2022 is as follows: The Port – 4, Riverside – 2, North Cambridge – 1, East Cambridge – 1, Mid-Cambridge – 1 and Peabody – 1.
- Three of the 10 vehicles reported stolen in 2022 have been recovered to date.

2021

- Twelve of the 127 thefts in 2021 were reported by auto rental businesses when their vehicles were not returned on time.
- There were 44 auto theft recoveries recorded in 2021 (35% of the total stolen).

Percent Change

Last 4 Weeks

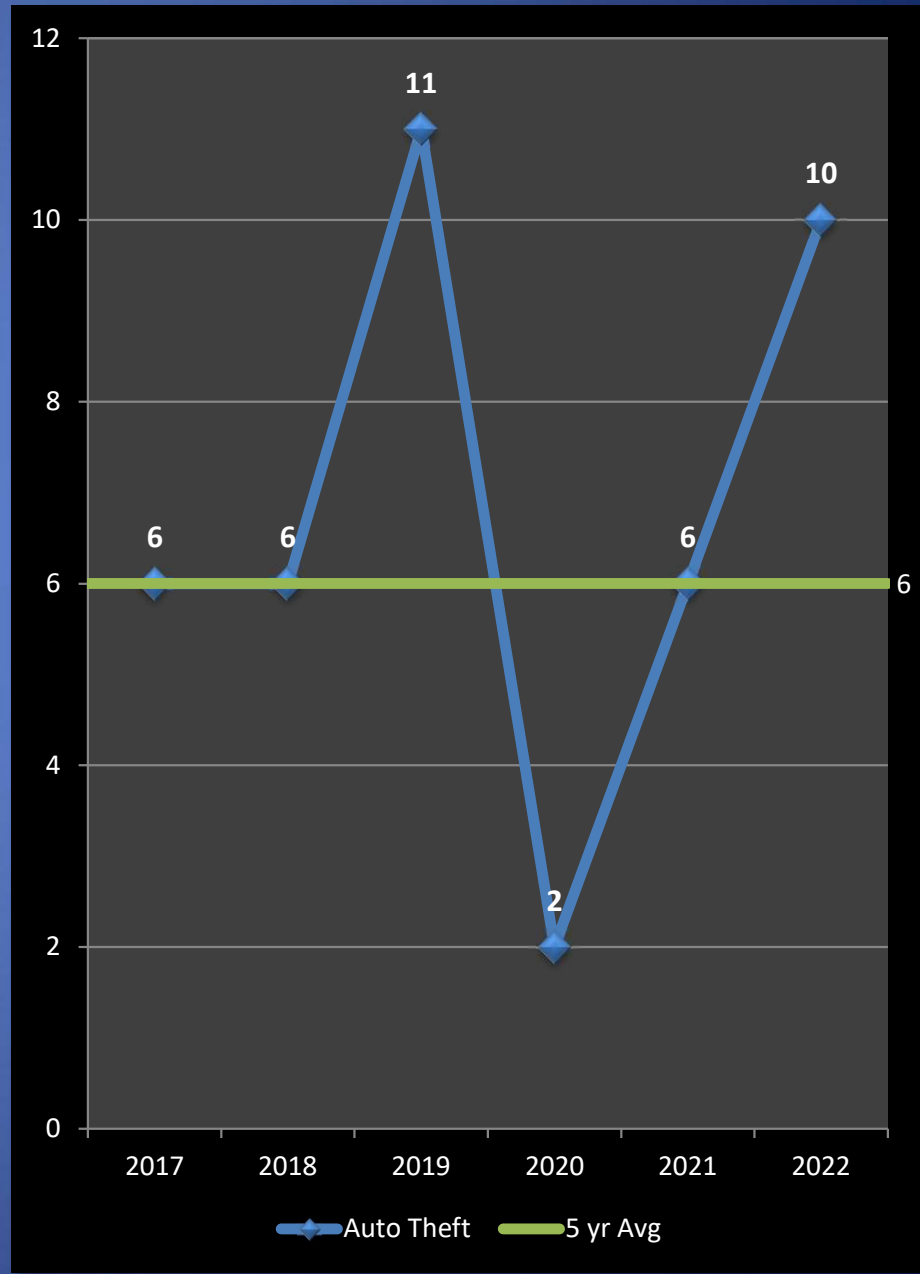
-43%

Previous Year

+67%

5-Year Average

+67%





Help Prevent Crime

And keep yourself informed!

To receive information from the CPD:

- Sign up with for the **Cambridge Alert Network**, to receive alerts about emerging crime patterns, neighborhood meetings, and crime prevention tips, by visiting www.CambridgeMa.gov/AlertNetwork.
- “Like” the Cambridge Police Department on Facebook at www.facebook.com/CambridgePolice
- Follow [@CambridgePolice](https://twitter.com/CambridgePolice) on Twitter.
- Visit our website at www.CambridgePolice.org for valuable information and reports including the Daily Log and BridgeStat, which is published on the first Friday of every month.
- Download our “MyPD” smartphone app at www.CambridgePolice.org/MyPD.

To Share Information with the CPD:

- Call our Non-Emergency Telephone Number at **617-349-3300**.
 - Every call for service generates a police response, so help drive our resources by reporting things that seem suspicious or out of the ordinary.
- Send an Anonymous TEXT-A-TIP:
 - Send an ANONYMOUS text message to **Tip411 (847411)**. Begin your message with Tip650 and then type your message. You will receive a response from the Cambridge Police with the option to continue communicating. Please remember that this is not a replacement for 9-1-1. **If you witness an emergency situation, please call 9-1-1 immediately.**
- Send an Anonymous Crime Tip E-Mail at www.CambridgePolice.org/Tips